

Seniors and Senior Parents:

Each student had their pictures taken by Lifetouch for the Panel which will hang in the gym for years to come. The panel picture had to meet certain requirements such as the background had to be the traditional blue.

Each student had the option of taking their picture against a variety of backgrounds - this was mainly in order for Lifetouch to sell pictures. I received all of the pictures that each student took with Lifetouch and I will let the students choose for the yearbook. However, if you would rather have a picture of your student in the book that was taken by someone other than Lifetouch you will have that option this year.

First, the student must be dressed appropriately - no inappropriate phrases on clothing and no strapless tops.

Second, the student cannot be making any hand gestures.

Third, the picture cannot be full body.

Fourth, the picture must be vertical.

Fifth, the picture cannot be watermarked - you must have permission from the photographer to have it printed in the book.

Finally, the picture must be turned in digitally to me by Thursday April 13, 2023, or else we will use the picture provided by Lifetouch in the yearbook.

The best way to turn in the picture is to email it to me at estuckey@chisholm.k12.ok.us
Using “*Senior Mug - student name*” as the subject.

Would you like to place an ad in the 2022-2023 yearbook for your senior?

A senior ad is where you choose a few pictures and write a note to your senior so they can look at it for years to come. Unless you share with your senior what you put in the book it will be a **surprise** to them when they open their book and see a heartfelt message from someone they love and admire.

Quarter page \$55. Half page \$100. Full page \$200.

Buying a Senior Ad has never been easier.

You have two options this year - they are both due May 5, 2023. You can create your own ad online and pay for it with a credit card, **OR** you can send cash or check (made to CHS) along with your pictures and text then I can create it for you.

If you choose to create it on your own go to the following link:

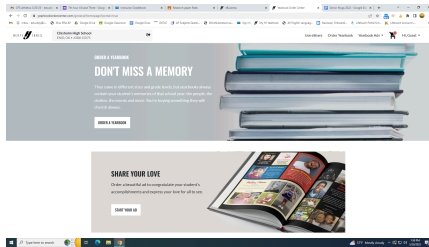
<https://www.yearbookordercenter.com/general/homepage?portal=true>

The order number is **15075**.

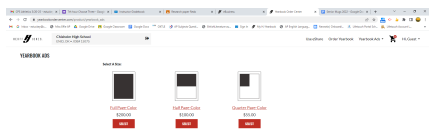
Please feel free to contact me with any questions.

estuckey@chisholm.k12.ok.us

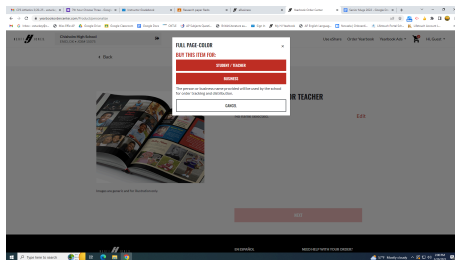
In case you want to purchase a Senior Ad, I have placed a few screenshots of what you will encounter on the website. Once you get there and choose to make an Ad you have the chance to watch a video showing you the program.



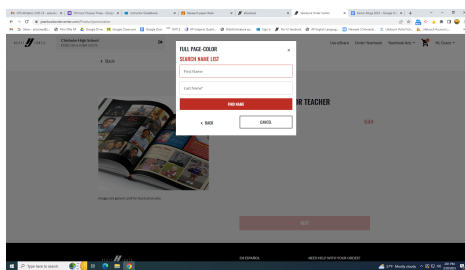
Start Your Ad.



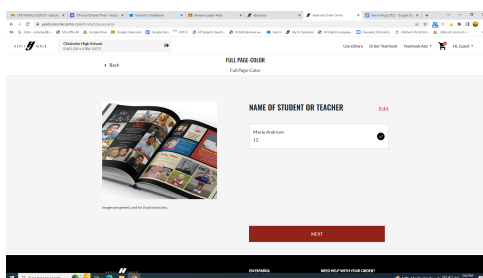
Choose your size.



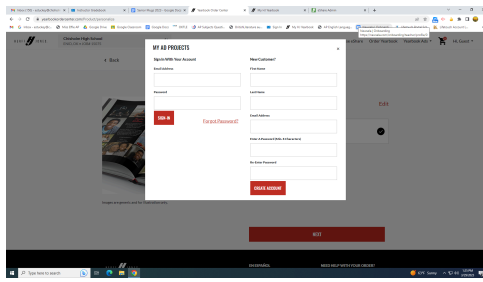
Choose to make for a student.



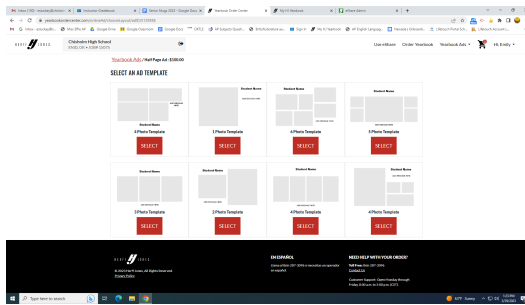
Look up your child by last name.



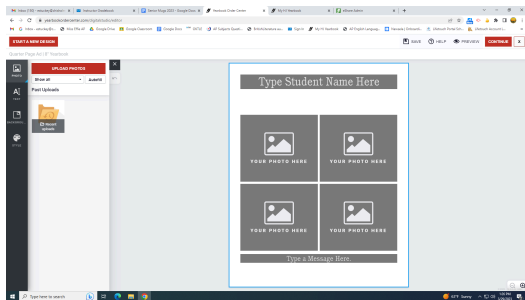
Click "next"



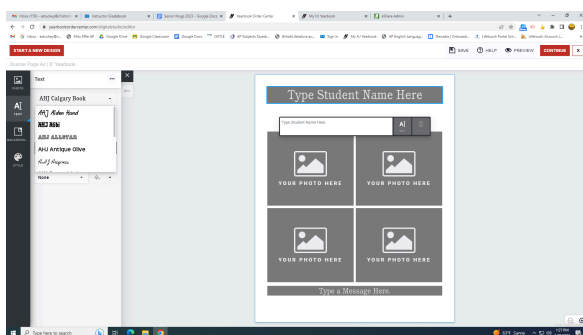
Create an account



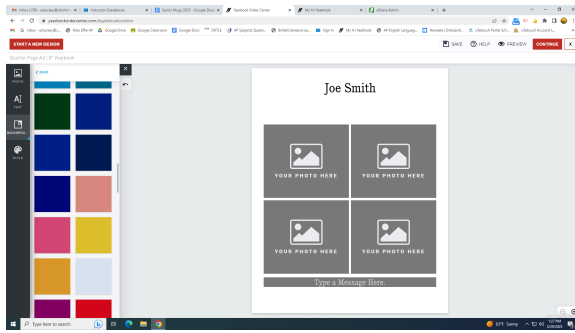
Select from a variety of layouts.



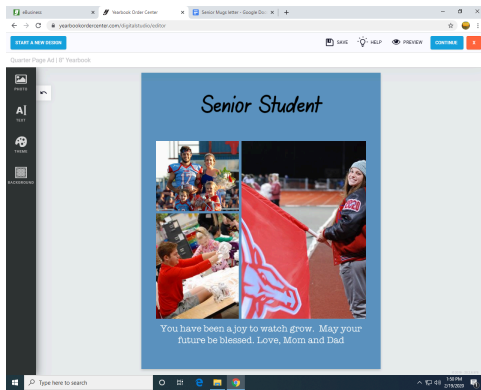
Begin creating your Senior Ad by uploading photos from your device.



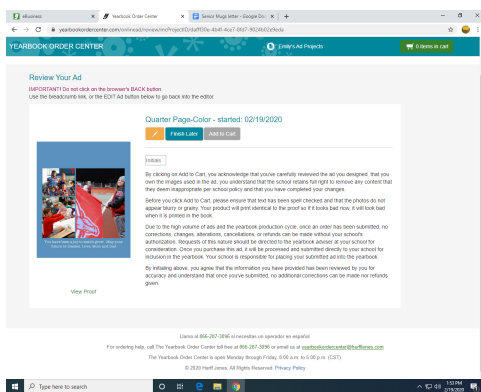
Edit your text boxes – including font size, alignment, and color.



Choose the background color.



You can preview what you created.



Edit, save for later, add to cart and pay.

Do not forget to add to cart and pay.

You will get a receipt and I will get notification that you created an ad/placed an order.

Again, If you have any questions please feel free to contact me.

estuckey@chisholm.k12.ok.us

Sincerely,

Ms. Stuckey