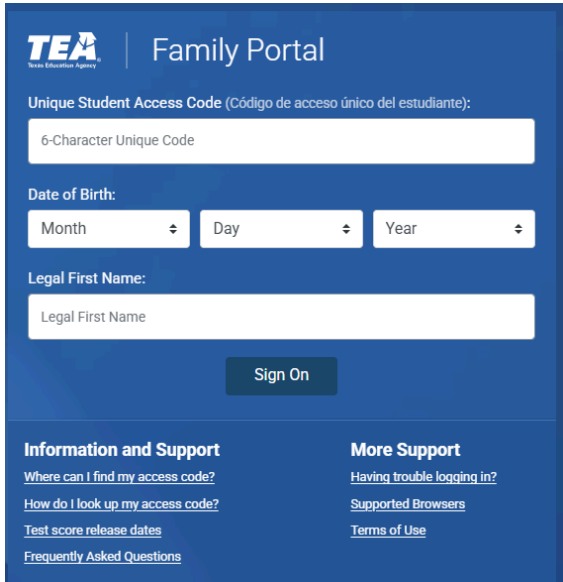
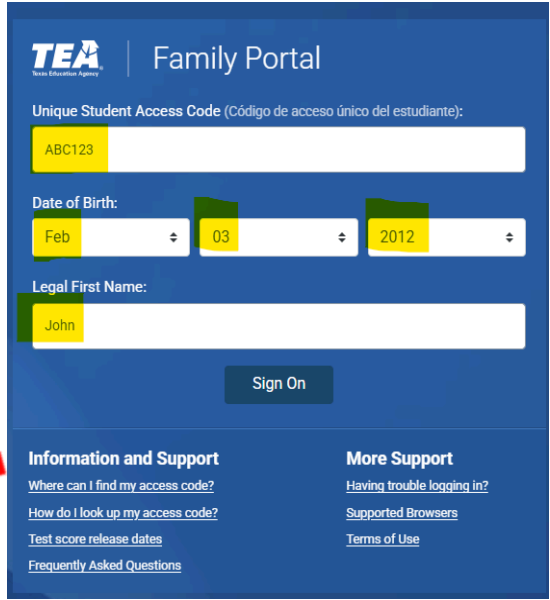


Cambium Clicksheet: Finding Student Scores and Subscribing to Receive Updates on Score Postings

<p style="font-size: 2em; text-align: center;">1</p>	<ul style="list-style-type: none"> Using your web browser (Chrome or Firefox) enter https://tx-familyportal.cambiumast.com/ into the address bar, or if accessing this document digitally, select the address link above. You will be taken to the Family Portal Sign on Page as shown. 	
<p style="font-size: 2em; text-align: center;">2</p>	<ul style="list-style-type: none"> Enter the required fields <ul style="list-style-type: none"> Unique Access Code Date of Birth Students First Name Select "Sign On". If you do not have the students Unique Portal Code, select "How do I look up my access code?" as indicated by the red arrow. If you have the required information, proceed to step 4 	

Cambium Clicksheet: Finding Student Scores and Subscribing to Receive Updates on Score Postings

3

- To look up a student's Unique Access Code, enter the required fields:
 - Student 10 digit TSDS ID
 - Date of Birth
 - Student First Name
- Select the "Search" button
- Once the student's Unique Portal Code is displayed, return to step 3 and enter the required information.

TEA | Family Portal En español

Find Your Access Code
Enter your child's information

TSDS ID or PEIMS ID: [What is TSDS ID or PEIMS ID?](#)

TSDS ID or PEIMS ID:

Date of Birth:

Month: Day: Year:

Legal First Name:

Legal First Name:

Copyright © 2025 Cambium Assessment, Inc. All rights reserved. | [Terms of use & privacy](#)

4

- Once the required fields are entered, the student's testing history will be displayed.

STAAR Mathematics [View all STAAR Mathematics tests](#)

Your Child's Most Recent Test
Test Window: Spring 2022

Masters Grade Level

STAAR Reading [View all STAAR Reading tests](#)

Your Child's Most Recent Test
Test Window: Spring 2022

Masters Grade Level

STAAR Science [View all STAAR Science tests](#)

Your Child's Most Recent Test
Test Window: Spring 2022

Meets Grade Level

5

- Selecting the individual Exam name will provide a more detailed view of the student results.

STAAR Mathematics | STAAR Reading | STAAR Science | STAAR Writing

2021-2022 School Year

Test: STAAR Grade 5 Mathematics
Test Window: Spring 2022
School: BOBBY SHAW MIDD (101917143)
Score: **1751**
Performance Level: **Masters Grade Level**
Quantile® Score: 1005Q

Masters Grade Level
Your child shows mastery of the course content and is on track for college and career readiness.






85th
Percentile
Your child scored the same or better than 85% of all students in Texas.

State average: 1613
District average: 1565
Campus average: 1553


1724
Your Child's Score

2020-2021 School Year

Cambium Clicksheet: Finding Student Scores and Subscribing to Receive Updates on Score Postings

6	<ul style="list-style-type: none"> Navigate between content areas by selecting the tabs labeled with the desired subject area. 	
7	<ul style="list-style-type: none"> To view results from previous school years, select the desired school year from the ribbons available to access the students results.  <ul style="list-style-type: none"> Once selected the available options will be displayed for the selected year as shown on step 5. 	
8	<ul style="list-style-type: none"> Selecting the “Download Detail Report” icon allows the user to print or download the Student STAAR Report Card in English and Spanish. 	
9	<ul style="list-style-type: none"> Selecting the “View Detail Report” allows the user to analyze student performance by: <ul style="list-style-type: none"> Overall Performance Reporting Category Individual Question Individual Response which shows the student response to each question and the actual question presented. Progress Measure Quantile Trend for each grade level And provides suggestions and links to resources to help students improve their performance 	
10	<ul style="list-style-type: none"> Parents who wish to receive email notifications when new State Assessment results are posted to the Parent Portal for their student or student may subscribe to receive the email notifications by selecting the “Subscribe” button located in the top right corner of the page. 	

Cambium Clicksheet: Finding Student Scores and Subscribing to Receive Updates on Score Postings

12	<ul style="list-style-type: none"> Once selected, the user will complete the required fields and the “Subscribe” at the bottom of the pop-up screen. Once completed, the parent or other user will receive reminder emails any time new STAAR or TELPAS results are available for their student or students. For parents with multiple students select the “Add CHild” button and enter the information to receive email notification for each child in your household. 	
----	---	---

Cambium Clicksheet: Finding Student Scores and Subscribing to Receive Updates on Score Postings

1. Go to www.texasassessment.gov

2. You will see a screen like this.
3. If you have your access code, enter the code and your child's birthdate and legal first name to view scores

2. Vera una pagina como esta.
3. Si tiene su código de acceso, ponga el código y la fecha de nacimiento y el nombre legal de su hijo/hija para ver las puntuaciones.

1. Abre la página www.texasassessment.gov



4. If you do NOT have your access code, click on the "How do I look up my access code?" highlighted

4. Si no tiene el código de acceso haga clic en eleccione la opción "How do I look up my access code?" resaltado



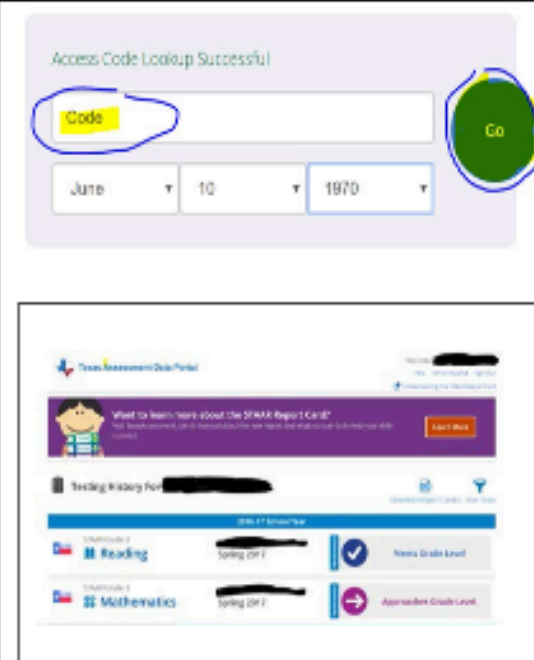
5. You will see a screen like this:
6. Enter your child's first name only and his or her social security number in the PEIMS ID field, and birthdate.

5. Vera una pantalla con la opción "Go" como esta:
6. Escriba el primer nombre de su hijo/hija, y su número de seguro social en el PEIMS ID, y la fecha de nacimiento.



7. You will then see a screen like this:
8. Your code will appear and hit "go". Be sure to write down your code for future use. The code is good for as long as your child is in a public school in Texas.
9. Your child's results will be available.

7. Luego vera una pantalla así:
8. Su código aparecerá y oprima "go". Asegúrese de anotar su código para su uso futuro. El código es Bueno mientras su hijo este en una escuela pública en Texas.
9. Los resultados de su hijo(a) estarán disponibles.



**How to
Access
STAAR
Results**

**Como Tener
Acceso a los
Resultados de
STAAR**

updated
10/26/2023