

FACTION PLAY: *Trading*

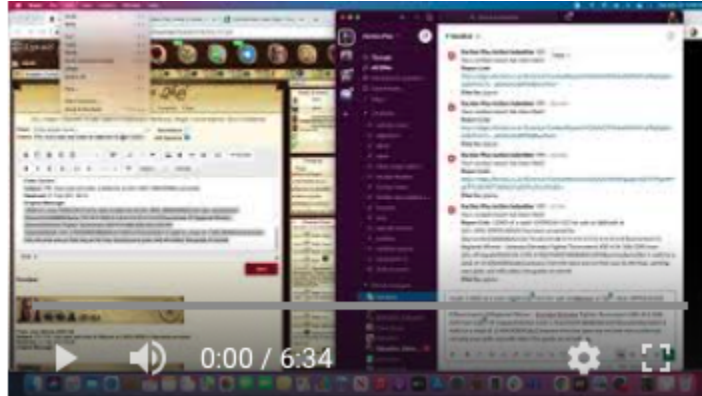


Faction Player's Guide

Version 1.0 -- March, 2021

Video Tutorial

Please [watch this video tutorial](#) on how to submit trade information for Faction Play Trading.



How the Trade System Works

The Faction Play Trading system is designed to give Alliances and Players a mechanism for using trade activity to raise their rankings with the player-led Factions in Illyriad. Whether an entire alliance is opted into FvA ("Faction versus Alliance") or just a handful of players in an Alliance, [there are significant benefits to raising your Alliance's ranks with the factions](#).

Currently, the only way for an Alliance Player to raise their Alliance's ranking with a Faction through trade is to purchase goods from Factions **in an NPC Faction Trade Hub**. Direct city trades are currently not eligible to count towards raising rankings.

The more an Alliance's players purchase goods from a Faction, the more it will increase an Alliance's ranking with that Faction. While the amount of gold spend needed to raise rankings with Alliances is not currently available, **the gold spent on purchase orders with Factions last for only 30 days**. In this way, Alliances need to keep spending with Factions on a monthly basis to maintain bonuses they receive from trading.

How to Log Trades into the Faction Play Trading System

Currently, only Faction Players are permitted to log purchase orders into the Faction Play Trading System. Faction Players are responsible for logging their own trades. **If Faction Players wish to receive credit for their trades, they must log the trades themselves.**

It is permissible for a Faction Player to ask another Player in their Faction to log trades for them, but doing so will cause them to forfeit any credit for the trade. The player who logs the trade will always receive credit for the trade.

Step One: Log into Slack

The only way to submit trades is through Faction Play Slack. You can join Faction Play Slack [here](#).

Important: When you join Slack, you must name your name and your display name the exact name and spelling in Illyriad. Do not add anything extra to your name or the system will not recognize you.

Step Two: Copy Trade Data

When you receive a “Hub trade sell order” IGM, click “Forward” or “Reply.”

Scroll down and copy *only* the text underneath “Original Message:”

Compose Mail

[Mail](#)
[Notifications](#)
[Forums](#)
[Chat](#)

[ALL](#) | [Player](#) | [System](#) | [Trade](#) | [Quest](#) | [Diplomacy](#) | [Military](#) | [Magic](#) | [Sovereignty](#) | [Sent](#) | **Compose**

Player: [?]
 Mail Alliance ☐

Subject:
 Add Signature ☒

Styles

Normal

From: System

Subject: FW: Hub trade sell order at Ildibrook at [@l=-303l-1899l54l66l5] accepted

Received: 21 Feb 2021 08:16

Original Message:

12000 of a total 12000 [@i=1l5] for sale at Ildibrook at [@l=-303l-1899l54l66l5] has been accepted by

[@p=urchinl388808lAeriel1741l4l1l1348-0-0-0-0-0-0-0-0-0-0lTournament XI Regional Winner -

StrendurlStrendur Fighter Tournament XII0-414-368-509] from [@t=4P

Impalel506242l-150l-1782l29609l388808l4l1l49l0lurchinlAeriel0l4-5 wall] for a total of 11400.0000Gold.Caravans

from the town are on their way to the hub, carrying your gold, and will collect the goods on arrival.

body p

Preview:

Important: ONLY copy this text. Do not copy any additional text. Do not make any changes to the text or formatting or your submission will not count.

Step Three: Enter Into Slack


After you have copied the trade data, go to Slack and type /trade in any channel, and paste in the trade data. It should look like this:

/trade 12000 of a total 12000 [i=1|5] for sale at Ildibrook at [l=-303|-1899|54|66|5] has been accepted by [p=urchin|388808|Aerie|1741|4|1|1348-0-0-0-0-0-0-0-0-0-0|Tournament XI Regional Winner - Strendur|Strendur Fighter Tournament XI|0-414-368-509] from [t=4P Impale|506242|-150|-1782|29609|388808|4|1|49|0|urchin|Aerie|0|4-5 wall] for a total of 11400.0000Gold.Caravans from the town are on their way to the hub, carrying your gold, and will collect the goods on arrival.



After it is entered, click the green arrow button or press enter/return.

Once you have submitted the trade data, you will receive a confirmation message in your Slackbot channel that will look like this:


**Faction Play Action Submitter** APP 4:57 PM NEW

Your combat report has been filed!

Report Link: 12000 of a total 12000 [i=1|5] for sale at Ildibrook at [l=-303|-1899|54|66|5] has been accepted by [p=urchin|388808|Aerie|1741|4|1|1348-0-0-0-0-0-0-0-0-0-0|Tournament XI Regional Winner - Strendur|Strendur Fighter Tournament XI|0-414-368-509] from [t=4P Impale|506242|-150|-1782|29609|388808|4|1|49|0|urchin|Aerie|0|4-5 wall] for a total of 11400.0000Gold.Caravans from the town are on their way to the hub, carrying your gold, and will collect the goods on arrival.

Filed by: jejune

Message Slackbot



That's it! After you submit the trade information, your name and Faction will be identified, as well as the player and their alliance. All of the gold from purchases like these will be accrued within the system.