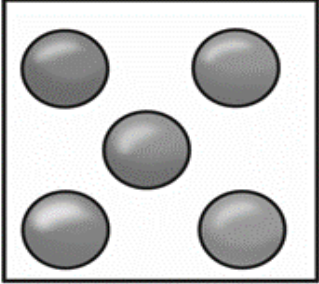



PINTE O QUADRINHO CORRESPONDENTE À QUANTIDADE DE OBJETOS DE CADA ITEM.

A)



1 2 3 4 5


B)



6 7 8 9 10

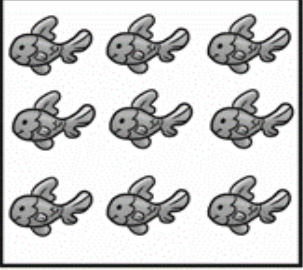
ILUSTRAÇÕES: FILMA

C)



1 2 3 4 5

D)

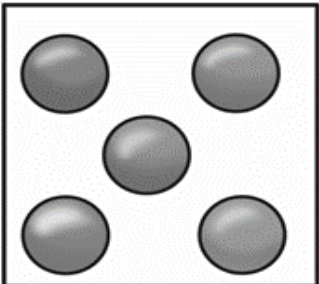


6 7 8 9 10

Suporte Geográfico


PINTE O QUADRINHO CORRESPONDENTE À QUANTIDADE DE OBJETOS DE CADA ITEM.

A)



1 2 3 4 5


B)



6 7 8 9 10


ILUSTRAÇÕES: FILMA

C)



1 2 3 4 5

D)



6 7 8 9 10

Suporte Geográfico