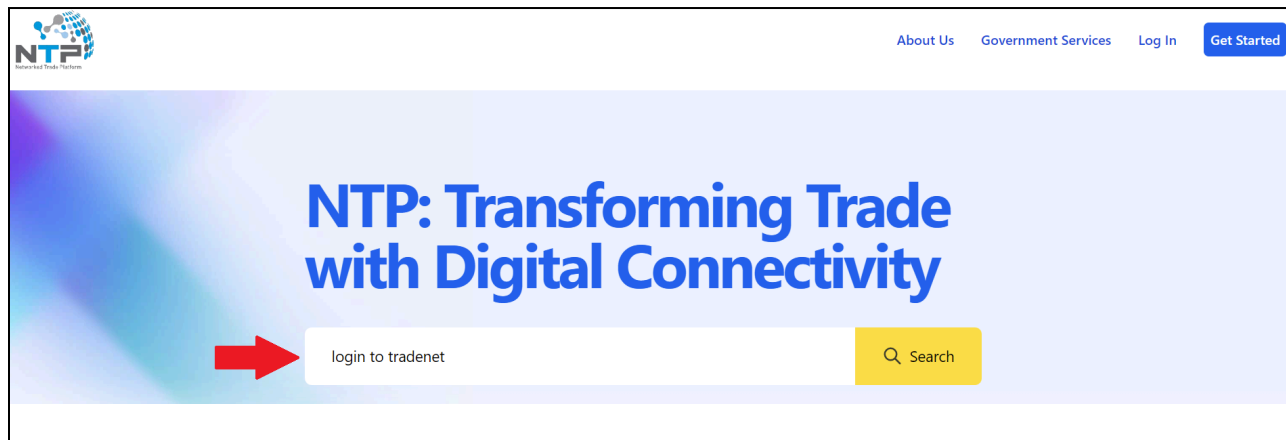


DIY TradeNet Permits Restore from NTP

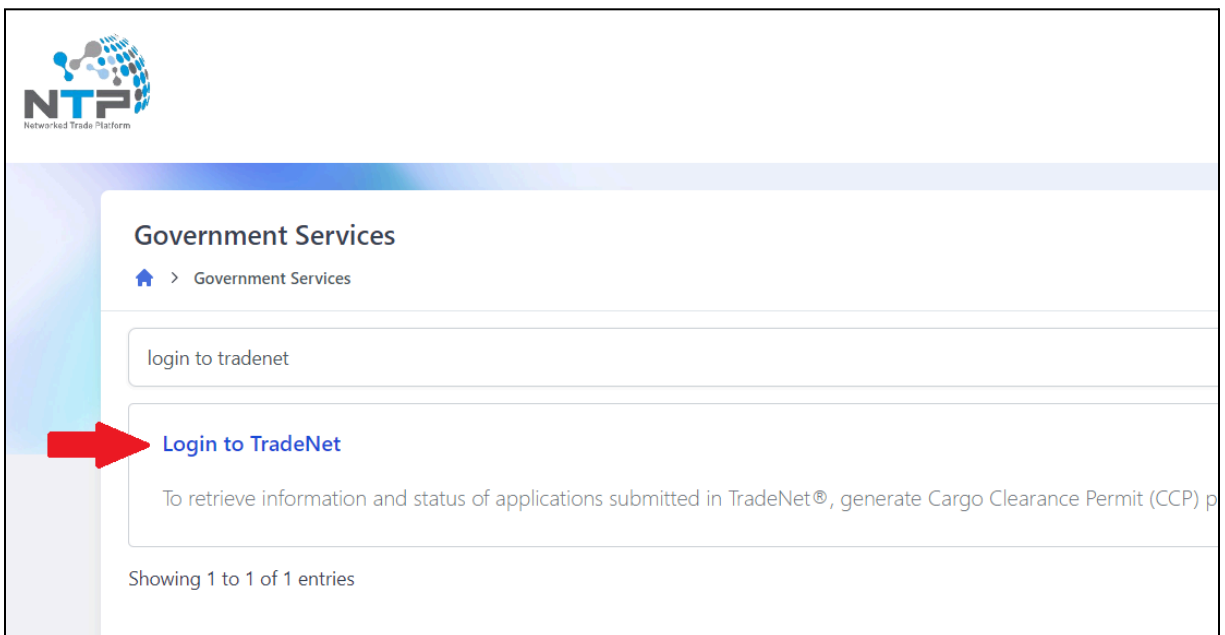
Step 1:

Goto www.ntp.gov.sg. Search “login to tradenet”.



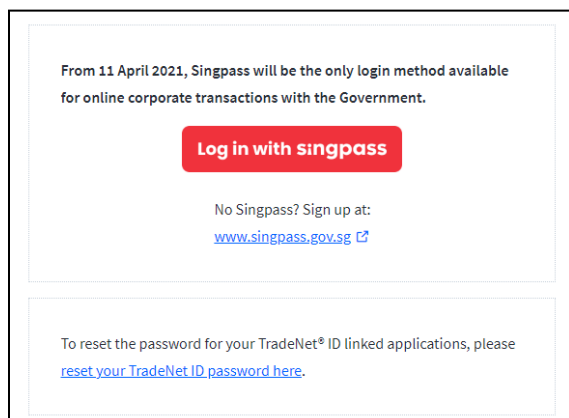
Step 2:

Click “Login to TradeNet” as shown below.



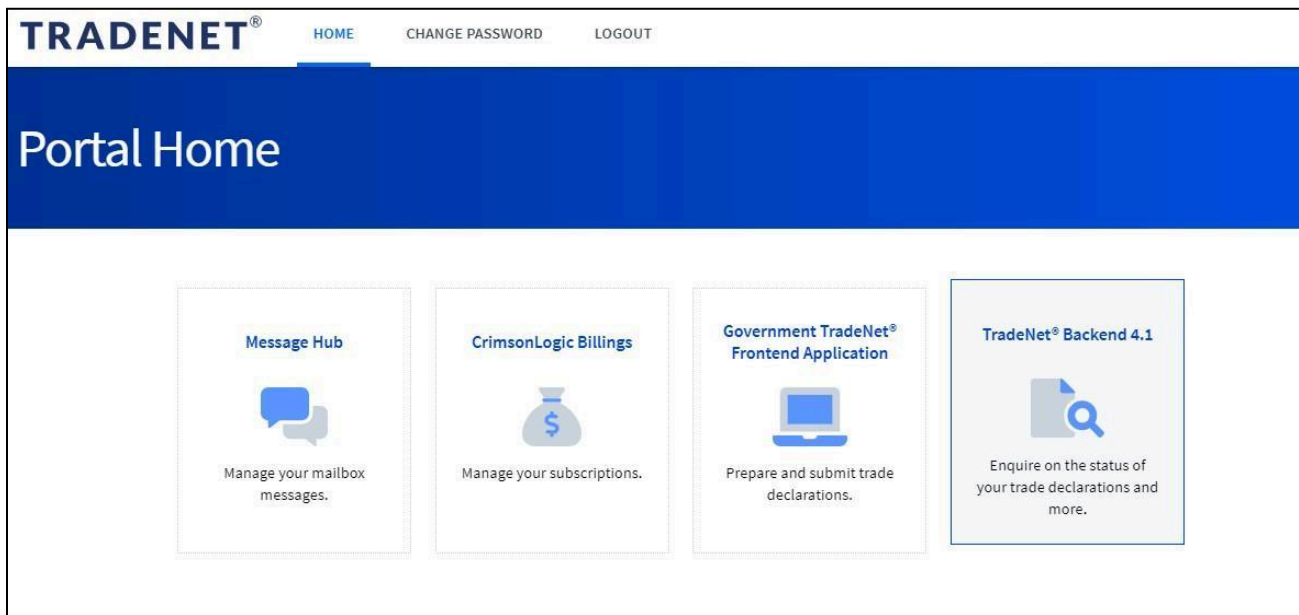
Step 3:

Login to singpass.



Step 4:

Select "TradeNet Backend 4.1".



Step 5:

Select the required date from "Start Submission Date" and press Enter.

The screenshot shows the TradeNet "List of Declarations - Trial (V4.1)" page. The page has a navigation bar with the TradeNet logo and links for HOME, CHANGE PASSWORD, and LOGOUT. Below the navigation bar, there is a welcome message and a list of user guides. A left sidebar contains a menu with options like "Declaration (Enquiry)", "List of Declarations", "Cargo Clearance Permit (CCP) Printing", "Permit Listing", and "Download Common Codes". The main content area is titled "List of Declarations - Trial (V4.1)" and includes a "Home/List of Declaration" link. Below this, there are tabs for "Search", "Result", and "Details". A note indicates that an asterisk (*) denotes a mandatory field. The "List Of Declarations" section is active, showing a "Search Criteria" form. The form includes a "Search by" dropdown menu with "Search by Declaration Data" selected. Below this, there are input fields for "URN:", "Start Submission Date:" (with a calendar icon), "End Submission Date:" (with a calendar icon), "BL / AWB No:", "CPC" (with checkboxes for AEO, CNB, CWC, Deferred Printing for COO, Seastore, Scheme, STS, STS and CWC, and International Data Exchange), "Claimant Code:", and "Claimant Organization". A note at the bottom states: "Note: Mandatory to provide if not searching by URN. Maximum of 31 days difference for Start and End Date (Submission Date)."

Step 6:

Locate your required Job number, copy the Content ID as highlighted.

Declaration (Enquiry) Search Result Details
*Indicates mandatory field

List Of Declarations

Search Results

S/N	Message Version	Declaration URN	Permit Number	Original Message Type	Decl Type	Update Indicator	Status	App Type	CO Certificate Number	Interchange Number	Su De
<input type="checkbox"/> 1	041	31979600X 202303290001		IPTDEC	GST		DCS Error			I : 23032913353401 O : 91700797	
<input type="checkbox"/> 2	041	31979600X 202303290002		IPTDEC	GST		DCS Error			I : 23032913392523 O : 91700909	
<input type="checkbox"/> 3	041	31979600X 202303290003		IPTDEC	GST		DCS Error			I : 23032913420291 O : 91701019	
<input type="checkbox"/> 4	041	31979600X 202303290004	OD3C7718381	OUTDEC	DRT		Approved OUTDEC [OUTPMT]			I : 23032913303442 O : 91701029	


Step 7:

Click back “Home”, then select “Message Hub”.

TRADENETTM HOME CHANGE PASSWORD LOGOUT


Portal Home

Message Hub




Manage your mailbox messages.

CrimsonLogic Billings




Manage your subscriptions.

Government TradeNet[®] Frontend Application



Prepare and submit trade declarations.

TradeNet[®] Backend 4.1



Enquire on the status of your trade declarations and more.

Step 8:

Select “Mail Management/Archive”

TRADENET[®] HOME CHANGE PASSWORD LOGOUT

Mail Management

Filtering Management

User Guide

MHX Upgrade

Inbox

Archive

Outbound



MESSAGE HUB

The Internet has taken the world by storm as the number one choice for modern communication. Message Hub provides a secure environment for your message reaches its intended recipients safely. Message Hub provides a secure environment for your organizations.

Step 9:

Paste the Content ID as shown below, then select the “Start Date” and press Enter button to Search.

Message Hub
Archive

** indicates mandatory field*

Search Criteria

User ID :

v11t001

Subject :

Document Type :

Content Id :

From

91701093

To

Start Date :

* 29/03/2023

(dd/mm/yyyy)

Start Time :

* 00:00:01

(HH:MM:SS-24 hrs)

End Date :

* 29/03/2023

(dd/mm/yyyy)

End Time :

* 14:20:13

(HH:MM:SS-24 hrs)

OK

Clear

Cancel

Step 10:

Select Job number and click “Restore”.

Message Hub
Archive

** indicates mandatory field*

Search Results

User ID: v11t001

No of Records: 1

[Restore](#)

Page 1 of 1

To Page

S.No		Sender Id	Mail Type	Status	State	Message Id	File	Size	Subject	Content Id	Doc Type
1	<input checked="" type="checkbox"/>	dcst401	MESG	Read		M202303291350468106445		6679	31979600X202303290004	91701093	OUTP

[Restore](#)

Page 1 of 1

To Page

Search Criteria

User ID :

v11t001

Subject :

Document Type :

Content Id :

From

91701093

To

Start Date :

* 29/03/2023

(dd/mm/yyyy)

Start Time :

* 00:00:01

(HH:MM:SS-24 hrs)

End Date :

* 29/03/2023

(dd/mm/yyyy)

End Time :

* 14:21:29

(HH:MM:SS-24 hrs)

OK

Clear

Cancel

You have successfully restored your permit. Do a normal receiving of permit from your Tradenet Frontend.