

**The Temple and Family History Challenge
5 minutes a day for 21 days**

You are all invited to join in the fun! Don't worry if you miss a day and feel free to jump in anytime!

50 “Five-Minute” Temple and Family History Activity Ideas That Could Be A Fun Part Of The Challenge

(this list is also found on The Family History Guide Family Activities here:
[Family Activities: 5-Minute Ideas for Latter-day Saints](#))

1. **PRAY** for personal revelation to help gather Israel on both sides of the veil. Make plans as families and individuals.
2. Open [FamilySearch.org](https://www.familysearch.org) and **CREATE YOUR OWN ACCOUNT** if you haven't. Fill out everything you can to complete four generations! Call relatives for info. And ask the ward TFH leader and consultants to be of help.
3. As a family, play **20 Questions**: "I am thinking of an ancestor who..." (answer yes/no questions). You could also put a note on family member's backs with the name of an ancestor to guess or places they lived, etc.
4. Learn about the [FamilySearch tree](#) features such as record hints, ID numbers, and person pages.

5. Explore the new features of the **FamilySearch FAN CHART** (click “tree” on your account): birth countries, research help, photos, family lines, needed ordinances, sources, and stories. Learn about it [here](#) and [here](#).

6. Find all the stories on your **FamilySearch tree** on the site [All The Stories](#). This is a searchable list! One idea is to read these aloud and record them using the [Memories App Audio Feature](#). This is a life changer!

7. Find **family names to take the Temple!!** Check out “[Ordinances Ready.](#)” Learn how to [Verify names and relationships](#). So many of our youth have accepted the [Temple Challenge](#) given by Elder Cook!

8. Watch **Elder Bednar’s** talk [The Hearts of The Children Shall Turn](#). What are the promises? What will you do?

9. Play “The Human Knot” (watch this [video](#) and [this one](#) on The Family History Guide YouTube Channel).

10. **Interview and record a family or ward Member** using the [Memories App Audio Feature](#). Save the stories to FamilySearch. Check out interview question ideas from the [52 Stories Project](#).

11. Go to **The Family History Guide** www.thefhguide.com and explore the hundreds of **ACTIVITIES**, “families, individuals, youth and kids corner.” Check out the “no prep” activities marked with an asterisk.

Here are a few of the 200+ ideas. See the index of activities [here](#).

- | | |
|--|---|
| <ul style="list-style-type: none">• *Charades• Make Your Family Crest• Make a Family Podcast• *Practice Your Storytelling Skills• *Fun with Family History Words | <ul style="list-style-type: none">• Create Your Own Quiz• *Recreate an Ancestor Photo• *The FH Guide Tracker• *Print a Chart of Your Family Tree• Play Games Your Ancestors Did |
|--|---|

12. Do research or play a family history game with your family from the [BYU Family History Tech Lab](#)

- | | |
|---|---|
| <ul style="list-style-type: none">• Famous Relatives Finder• Virtual Pedigree• Descendancy Explorer• Tree Sweepersualize• Pedigree Pie• One Page Genealogy | <ul style="list-style-type: none">• Family Calendar• Veteran Finder• Geneopardy• Wheel of Family Fortune• Ancestor Games• Record Quest |
|---|---|

13. Watch [temple and family history videos](#) on churchofJesusChrist.org or The Family History Guide

14. Find historical places using [Google Maps](#) (missions, military service, ancestors' homes, travels, graveyards, etc.) Tell and record the stories! Check out your [ancestors' country](#) on [The Family History Guide](#).

15. Make a **cousin collage** by printing pictures of you and your cousins and frame it - snap a pic and share.

16. Cook a favorite family recipe - share it on FamilySearch and attach it to your tree. [Hashtag](#) and [more fun!](#)

17. DO AN ACTIVITY from **The Family History Guide** [Come, Follow Me Companion](#) - Correlated family history activity ideas for each week's lesson (but all the activities are great for any time!).

18. Create an "Ofrenda" for your home (as in the movie Coco). See the meaning, suggestions, and ideas [here](#).

19. Do **Indexing!** See step-by-step instructions on [The Family History Guide](#). Teach the skill to someone else. Review this encouragement and direction for the youth [Getting Into Indexing](#). See [the Get Involved app](#) also.

20. Who is the **first member of the church** in your family in each family line? Discover and share their stories. Talk with your family about making a collection of them - create a plan. See [this blog post](#). Have fun illustrating these stories and others (see ideas [here](#) and watch this [video](#) of President and Sister Nelson beginning at 24:54)

21. Have tons of fun with **FamilySearch Activities** linked from the home page.

<ul style="list-style-type: none">• Compare-A-Face• All About Me• Picture My Heritage• Record My Story• Relatives In The Joseph Smith Papers• Women of Faith• WWI Service Records• WWI Draft Cards• Where I'm From	<ul style="list-style-type: none">• Relatives In Nauvoo• Pioneer Ancestors• Record Hints• The Story Behind Your Name• Time Capsule Questions• The Year I Was Born• Family Trivia Game• Prepare Family Names For The Temple <p>And lots more...</p>
--	---

22. **Upload memories** A PICTURE, DOCUMENT, or AUDIO file to FamilySearch, Have fun [adding audio](#) to photos that have already been uploaded and/or do five minutes of [photo tagging](#).

23. **The Family History Museum** - As a family, go on a hunt to find family history objects in your home. Take pictures and upload them to [FamilySearch](#) with a short written and/or audio description. [Digital Family Museum](#)

24. Watch [The Promised Blessings of Family History](#). Share the video with family and friends.

25. Begin your personal history! Read this short blog post for inspiration: [Define Your Dash](#) and check out the [52 Stories Project](#) to review and record your life stories (also see # 10 above).

26. Create a gratitude journal. Find and watch this 1.28-minute video clip by President Eyring [Oh, Remember, Remember](#) for inspiration (from his October 2007 conference talk: [read](#), [watch](#), or [listen](#)).

27. Play [The Family History Fun Basket](#) - found in "Family Activities" in The Family History Guide.

28. Keep the memories of your ancestors alive with this [photo identification game](#) from FamilySearch. [Video: Get to know](#) your ancestors like this family did.

29. Check out the **free websites** [Billion Graves](#) and [Find A Grave](#) to locate family tombstones.

30. Post a list of the blessings Elder Renlund shared in general conf. April 2018. [Temple and Family History Work: Sealing and Healing](#). Discuss how you and your family can attain these blessings.

31. Begin the **FamilySearch booklet** [My Family - stories that bring us together](#) (watch the related video on The Family History Guide YouTube channel).

32. Tell family stories with a twist, such as each person telling a part of the story and the next person starting when the previous person stops). These would be fun to record and upload to FamilySearch - remember to tag them!

33. Play "Matthew Mark Luke John" played with names of ancestors (see [instructions here](#)).

34. Family History [Pictionary](#) where you draw pictures about your family history, and everyone guesses what it is.

35. Write a **letter of gratitude** to a deceased ancestor, or a living relative.

36. Check out and fill out **FamilySearch timelines** on person pages.

37. Set up a family **Instagram** account [3 Ways to Use Instagram for Family History](#)

38. Create **Facebook groups** for immediate and extended families. See [Facebook and family history - what a match!](#)
39. Have fun **guessing who your ancestors are** with the [Photo Identification Game](#) on FamilySearch.
40. Have a “**look alike**” photo shoot. Dress like an ancestor, and place your photos side-by-side and upload to FamilySearch Memories...add audio. Watch this [video](#) for ideas to dress up like ancestors
41. **Dance through the ages**... learn a dance move from one or more past decades (so you think your grandma can't dance - haha!) Be sure to video and upload to FamilySearch! Costumes would be fun, too!
42. Take a selfie with a **veteran** and share it with his or her family. Help them post to FamilySearch if they would like.
43. Make a [Kahoot!](#) family history game and play it with your family.
44. **FAMILY HISTORY LIVE!** Text, call, or write your Mom and Dad/G and G - tell them how much you love them.
45. Use **Twitter** for Family History. Learn more on this [FamilySearch blog post](#).
46. Check out **Temple and Family History Activities** on [ChurchofJesusChrist.org](#). YW: Explore and set temple and family history goals for **Personal Progress** with ideas found [here](#).
47. Take a few minutes to **create and organize albums** in your FamilySearch Memories.
48. [Walk a mile in their small shoes](#) Take a quiz to discover how you are like pioneer children - view pioneer ancestors.
49. Sign up for **notifications on FamilySearch**: sign in, click “settings under your name and make your selections.
50. See [Calendar of Ancestral Moments](#) - reminders of events recorded on FamilySearch. Info [here](#).

"I promise you that as you consistently give the Lord a generous portion of your time, He will multiply the remainder."

[President Nelson Worldwide Broadcast 2016](#)

"What do you need in your life right now? More love? More joy? More self-mastery? More peace? More meaningful moments? More of a feeling that you're making a difference? More fun? More answers to your soul-searching questions? More heart-to-heart connections with others? More understanding of what you are reading in the scriptures? More ability to love and to forgive? More ability to pray with power? More inspiration and creative ideas for your work and other projects? More time for what really matters?

I entreat you to make a sacrifice of time to the Lord by increasing the time you spend doing temple and family history work, and then watch what happens. It is my testimony that when we show the Lord we are serious about helping our ancestors, the heavens will open and we will receive all that we need."

Sister Wendy W. Nelson

- [Sister Wendy Watson Nelson BYU Women's Conference 2015 \(PDF\)](#)
- [Entire video presentation](#)
- [Short video clip](#)


See also: ([Open the Heavens through Temple and Family History Work, Russell M. Nelson and Wendy W. Nelson, RootsTech 2017](#))

An Idea For a Calendar

10	11	12	13	14	15	16
17	18	19	20	21	22	23
24	25	26	27	28	29	30 21 days!

Five-minute activity ideas from a ward who did this challenge together:

Day #1



The Neilson Family shares DAY #1 of the 21 day challenge! **PIZZA AND PIONEERS** - "Reading stories about family pioneers is always great, add some more easy fun with pizza. Keep with this 21-day challenge and feel the spirit and blessings of our Heavenly Father in your home!"



Day #2

Adelaide & Levi received this book as a Christmas present from Grandma & Grandpa 'Jello'. Inside, they had printed photos & biographies of my husband's ancestors so that our children could get to know them, even though they have passed on. Adelaide loves looking through this book &

learning new names (& practicing names she already knows!) *Find the booklet info [here](#).*

Day #3




Day #4



For Day #4 of the 21 Day Challenge, we celebrated the birthdays of our children's grandparents by playing games as a family. Our parents love games and we do, too! Our goal was also to learn the birth date of each grandparent. *Jason and DeNai Garn*

Day #5





Day #5 of the 21-day Challenge to do family history each day for three weeks: These girls just may have an ancestor connection to their "adopted" grandma in the ward and they are using the FamilySearch fan chart to begin to search it out!

Day #6



This

idea comes from Ashlee Ayre: We had the privilege of having my grandma Ayre's sister, Sue, over from St. George. We recorded some of her stories and I taught them both how to work the memories app and how to tag ancestors' photos and stories. So glad they could spend the day with us!

Day #7

A great idea demonstrated by the Freeman Family for Day #7 in the family history challenge to do five minutes of family history every day for three weeks.....
Play the Fruit Basket Game, Ancestor Style! Find this game in The Family History Guide Activities (Families page...F1 -10)

Prepare to play this game by setting up the room with places for everyone to sit except one person, just as you would for the Fruit Basket game.

Assign every couple of people the name of an ancestor (instead of the name of a fruit). More names can be used with larger groups.

When a new person is the last person to be standing with no place to sit, before he calls out the next ancestor name, he must tell something about an ancestor that has not been shared yet in the game.

Be ready for some quick thinking by looking through photo books and sharing stories beforehand, and get ready to laugh a lot!

Click here to see the video: <https://youtu.be/vLYreXjWmEM>



Day #8

Abby shares an idea for Day #8 of the B2 ward 21-day challenge to do five minutes of family history each day:

Our family visited my grandparents and looked through old pictures. We found pictures of my mom and her brothers when she was a little toddler, and my grandparents when they were newlyweds. It was awesome and I encourage everyone to ask your grandparents and even your parents about their childhood. Note: Click

<https://www.thefhguide.com/project-2-memories10.html> to find out how to scan, upload, tag and add audio descriptions to photos on FamilySearch.



For Day #8 - the Neilson

Family watched the movie Ephraim's Rescue. It was a tandem activity with our pizza and pioneers activity from Day 1.

Sarah Moulton (Julie's 3rd great grandmother) was in the Martin handcart company and John Bennet Hawkins (Julie's 3rd great grandfather) was a rescuer sent by Brigham Young. They later married after meeting during the rescue. Plus we doubled it up as a young men's activity for fun and efficiency.



Day #9

One idea for Day #9 of the ward five-minute-a-day 21-day family history challenge is to take turns writing in a family journal and talk together about the tender mercies that bless your family as the days go by. It will be difficult to put a price on a family journal years down the road - or even this very day! Click this link to see this idea in action [The Family Journal](#). President Eyring spoke about remembering the Lord's tender mercies in our lives in this [conference talk](#).



[Family Journal](#)

Day #10

One idea is to Interview and record a family or ward member using the [Memories App Audio Feature](#). Save the stories to FamilySearch for generations to come. Check out interview questions from the [52 Stories Project](#). So many of the youth in our ward have been able to record stories of the senior members of our ward and would love to record and preserve more! This picture is even more precious now that Elder Joseph Christensen is in the MTC, and will be leaving soon for Samoa, Apia. George and Ulene served a mission in Samoa! In this interview with Joseph (at a youth activity before he received his call) the Pembertons told the story of how they met each other - what a beautiful love story he was able to record! George and Ulene - we will always consider you honorary members of the Bluffdale 2nd ward no matter where you live! Our ward has been built on the foundation of faithful families like yours. We hope to carry on your legacy. We love you dearly and cannot thank you and your family enough for your friendship, love, and example. Our memories will keep you in our thoughts and in our hearts. Our prayers go with you.



Day #11

Day # 11 Sharing an Idea - take five minutes and begin to plan your next family reunion!

From the Summers Family: We made some family history with our Annual Family Camp-out in our own backyard this year. We had a rained out evening on Friday so it turned out to be a camp-in!

We had a message about staying on the covenant path and then watched old family videos including one about milking the neighborhood cow. We added to the family tree that night as Emily delivered her baby girl during the festivity (but at the hospital!). The next day the weather was great for a giant blow-up water slide that was a hit for all ages! Families are the best!



Day #12

For Day #12 Jana Christensen shared the following:

The stake youth council wants to **MOBILIZE** the great Battalion of the Youth of our Savior Jesus Christ to fight hunger, and they are inviting all of us to join them! All are invited to donate food in honor of a veteran from our own ancestry, or any veteran. This is a fabulous opportunity for families to sit down and search family lines for those who have fought for freedom, and pick up their torch of sacrifice


and help others in need. There will be collection boxes in each ward from August 10-24th, and a collection point on the 24th at the stake center 9-11 a.m. Flyers are available through the stake ym/yw auxiliaries to invite others to participate. Our family had a sacred experience using FamilySearch to find a revolutionary war veteran in our ancestry that we had never read about before. We also discovered a great-great grandfather's brother who went to serve in WWI and never came home. We will be donating to the food drive in their honor. We also wish to express our deep gratitude to the veterans in our ward who helped preserve our freedom. Three of these brave men are pictured below in photos taken as they were sharing their stories at the recent stake youth family history activity. Thank you, Ferris Dansie, Denny Neilson, and Wally Neilson!

Day #13

Day #13 - Sara Freeman (see photo) My sisters, niece, and I connecting our family trees after lunch together in Albuquerque. We surprised my sister for a weekend visit and found 5 minutes to

do family history!

Note: See [this FamilySearch blog post](#) for help to start a family tree and add the first four generations. One of the best ways to start your search for new information is to reach out to your family members! Building your own tree will help you find where you connect to



[FamilySearch's global family tree](#). With one link, your small family tree could suddenly stretch back hundreds of years!

Day #14

Day #14, Anita Compton sent this message: My dad was a convert from a family of Baptists and as far as my mom ever knew, she was the first active member in a family where she believed there was "maybe" a member on her grandmother's side.

Well, thanks to this 21-day challenge, I found a four-year-old ancestor who made the trek to Salt Lake City by handcart. Her father was close boyhood friends to Joseph Smith and he was a nephew to Martin Harris! It was noted that though Martin drifted away from the church for a while, Dennison, the four-year-old's father, and his family remained faithful to Joseph Smith and the Gospel. All my

life I wished for a pioneer heritage. Here it is!!



Note: In this photo, Anita's ancestor who made the trek as a four-year-old is the beautiful lady standing center on the back row. Anita received a notice from FamilySearch (see below) about her and wanted to know more. You can also find out if you had ancestors who crossed the plains as children [here](#). You will discover your relationship to them, the dates they were on the trail, their age at

departure, which company they were in and when it departed, and how many days each child traveled. On your FamilySearch account, you can also take an interactive quiz to see what character traits you share with pioneer children "Walk a mile In their (small) shoes." Click [here](#) to take the quiz.

You can sign up to receive notifications from FamilySearch. Sign in to FamilySearch and click your name in the upper right corner. Click "settings" and then "notifications" on your account page.

Check "My Ancestors - personalized campaigns and information about your ancestors" to receive emails such as the one below.

This is the blog describing the pioneer children campaign. Anita said that normally with so much going on in her life she would have checked out the email stating that she had an ancestor who was a pioneer child at a later date, but because she was doing the 21-day challenge and because it has awakened the

"Spirit of Elijah" within her soul, she opened the email and made the wonderful discovery of a direct-line pioneer ancestor! Note: This information is being shared with Anita's permission. [Try the Pioneer Children Experience](#)

Day #15

A fun idea for Day #15 is to play [The Year You Were Born](#) from the "In-Home Activities" accessed on the home page of FamilySearch.

Find out what happened by guessing from several quizzes. Change the date from the year you were born to the year another living family member, friend or ancestor was born. This game is fun in families or groups, too! It is so fun it can go on and on!

ALL ABOUT ME

Discover things you may not even know about yourself and your history with the [All About Me](#) discovery experience. Learn what your name means and where it comes from. Discover just how popular or unique your name is: how many people share it?

A fun idea for Day #15 is to play The Year You Were Born from the "In-Home Activities" accessed on the home page of FamilySearch.

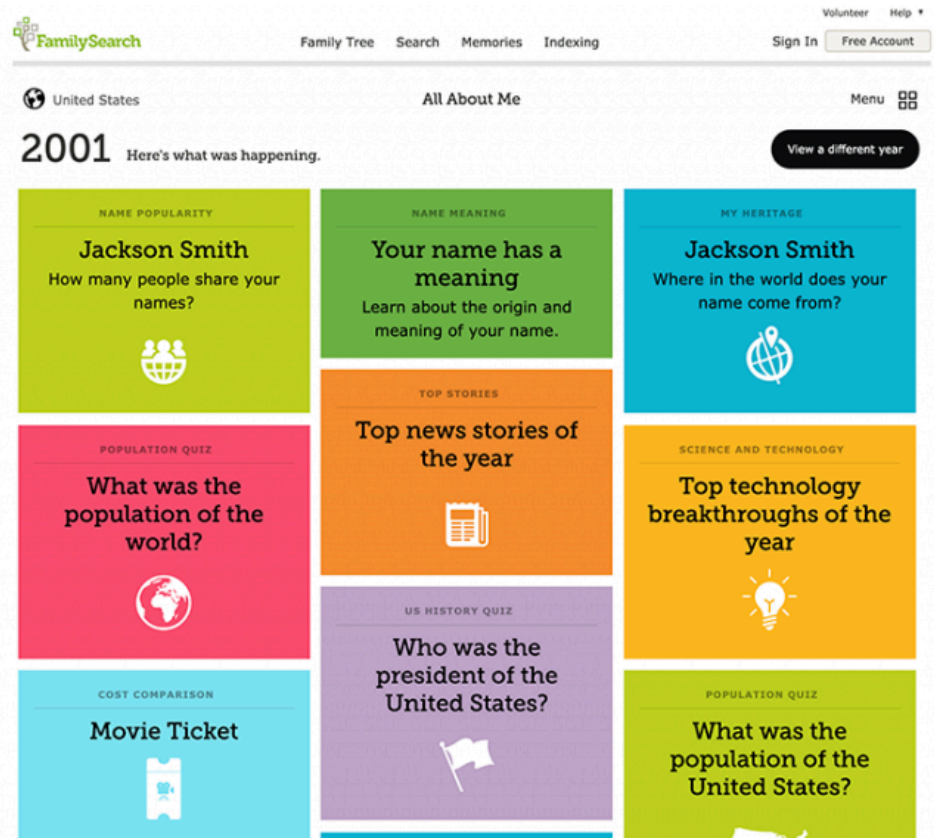
Find out what happened by guessing from several quizzes. Change the date from the year you were born to the year another living family member, friend or ancestor was born. This game is fun in families or groups, too! It is so fun it can go on and on!

ALL ABOUT ME

Discover things you may not even know about yourself and your history with the All About Me discovery experience. Learn what your name means and where it comes from. Discover just how popular or unique your name is: how many people share it?



With All About Me, you can see how the world has changed (or hasn't) since you were born. Explore the top news stories for your birth year, learn what the latest technologies were, and even how much it cost to go to the movies. You can also click on another year and see how things were different when your parent, sibling, or a friend was born.



<https://www.familysearch.org/blog/en/new-familysearch-discovery-experiences/>



With **All About Me**, you can see how the world has changed (or hasn't) since you were born. Explore the top news stories for your birth year, learn what the latest technologies were,

and even how much it cost to go to the movies. You can also click on another year and see how things were different when your parent, sibling, or a friend was born. Read more [here](#).

Day #16

An idea for Day #16 is to take 5 minutes and check out the FAN CHART on your FamilySearch family tree. Learn about it [here](#). Once you're on the fan chart screen, you'll see several new options. For one thing, your chart can now display 5, 6, or 7 generations. You can also choose from several display color-coded themes: Birth Country, Sources, Stories, or Photos. In each case, the fan chart still shows the ancestors' names as well as birth and death years. A key on the side tells you what each color represents. This makes the information easy to access and process quickly, and you are bound to make some new discoveries! Instead of scrolling through your tree or clicking on individual screens to gather information one piece at a time, you can now get an overview on one screen. You just might see your family in a whole new way! Ever wonder how much German heritage you have? Or what your strongest ancestral heritage is? Now you can see this on your FamilySearch fan chart. The color-coded fan chart also helps you recognize patterns you might not have seen before. Maybe one branch of your family tree is filled with sources and photos while another branch hardly has any. With this understanding, you can more effectively focus your attention on a particular family or branch. Maybe you will want to spend some time reading stories you hadn't realized existed. Noticing some branches of your tree that don't have sources or photos may inspire you to add some yourself! The next time you're looking at your family on FamilySearch, be prepared for some "Ahah!" moments as you check out the new fan chart! Click [here](#) to sign in to your FamilySearch account and it will take you right to your fan chart. See what you can learn and share - you may end up spending more than 5 minutes on this activity!



Brother Anderson teaching about the new fan chart at one of our regular Sunday afternoon family history get-togethers at the ward building

Day #17

An idea for day #17 in the 21-day challenge to do [five minutes of family history](#) each day for three weeks is to watch a family history video from The Family History Guide (www.thefhguide.com) found on [this channel](#). There are educational, inspirational, and activity videos to view, and each can provide an engaging, helpful, memorable experience.

The activity videos can help anyone to see one way a game or activity is done and can spark ideas for personalization and adaptation of the activity. Watch the attached [Activities Overview](#) video to see a variety of activity ideas that you and your family might like to try. Watch for ward members who graciously starred in many of these videos. Most of the activity videos were filmed by Krissi Christiansen Cook and Jeremy Smith who both grew up in our ward. [Claribel and the Mormon Tabernacle Organ](#) was filmed by Nate Anderson (who also grew up in this ward) and his wife, Nicole, and features the grand-daughter of Gene and Lucy Peterson.

Enjoy!

<https://youtu.be/jMNeeEEQ2XY>



Day #18



The

Andersons and Ashlee and Tommy Ayre had a fantastic visit with Bishop and Sister Olsen, and Tommy helped Bishop Olsen audio record a

family history story using the Memories App audio feature. We learned about what life was like for the bishop growing up. It was interesting to see what artifacts were important to this family - each one with a story attached. Sister Olsen told us about a wooden spoon she got to keep after her father-in-law passed away. It was the only thing she wanted to have because it meant so much to her - so many memories of her mother-in-law using it to bake with. Here is a photo of a wooden horse the bishop's dad carved.



Here is the message from our

bishop from this month's ward newsletter:

As many of you know I am the youngest of ten children. I never knew any of my grandparents. I enjoy reading about my grandparents and great-grandparents who were pioneers. I enjoy any other stories I can find about my ancestors that give me a glimpse of who they were. Even though I have never met any of my grandparents or ancestors I have been able to get to know them and have created a bond with some of them and that gives me great joy. Hopefully by now we are all in the middle of our 21-day Family History Challenge. Hopefully we have been able to get to know more about who we are and where we come from, what makes us do, or enjoy, some of the things we do. Hopefully we have taken some time to write down or record information about our parents or our own lives that will help our posterity understand why we do what we do. I believe as we strive to learn about our earthly family it will become more apparent to each of us that we have heavenly parents who love and care about each of us as well. Brothers and sisters, I have a strong testimony that the day will come when we will join with our families again. I look forward to listening to their earthly experiences, to learn from them and to thank them for all that they did for me to make my life what it is today.

—Bishop Mark Olsen

Day #19

A fun idea for Day #19 is to gather around to use [Google Earth](#) for finding the homelands, towns, cities, and even more specific details of where your ancestors once lived. You can also zero in on places living family members dwell anywhere in the world. Returned missionaries and those who have served in the military love sharing stories and showing others where they served. Spencer Anderson is featured in this photo. Andersons love this activity!



Try [Google Earth Street View](#) to “walk” the streets (including any of the places found on this [map](#)). Among many other amazing options, with Google Earth, you can even find a unique view of an area on a specific date of historical significance (see [Eight things you can do with Google Earth](#)). It is amazing what “seeing” the various facets of a location can do to enlarge understanding, personalize family stories, and further family history research. Family history comes alive! Learn to take Google Earth screenshots [here](#).

Day #20

Day #20 Get help when needed - even five minutes with someone who has had experience in doing research can make things a lot easier and lead you to success!

From JoAnn Wilcox:

The greatest resources I have found in doing research on my family history are the Riverton FamilySearch Library and the Lehi FamilySearch Library. They offer classes during the day and evenings and provide one on one help. I have taken classes on using FamilySearch, [Ancestry.com](https://www.ancestry.com), Finding Cousins, Using the Wiki, General Research Strategies, and many others. One of the most valuable is the [Ancestry.com](https://www.ancestry.com) class taught by Art Robbins and Alvin Jones at the Lehi FamilySearch Library. I've taken it at least three times and learn something new each time and have met some wonderful people. It has been invaluable in adding to my tree and completing temple work. I recently went with a friend and we converted VHS tapes to a digital format. If anyone is ever interested in joining me, please let me know. The attached picture show Art Robbins helping me with a "brick wall" on one of my lines.



Day #21

Congratulations to all who accepted the 21-day Challenge, to all who did any family history activities the last three weeks, and to all who look forward to doing family history! Thanks to all who have shared their experiences. What a beautiful way to unite our ward in doing something so important and wonderful! Let's carry on!

President Nelson: "Every day we choose where we want to live eternally by how we think, feel, speak, and act. Our Heavenly Father has declared that His work and His glory is to bring to pass the immortality and eternal life of His children (see [Moses 1:39](#)). But He *wants* us to choose to return to Him. He will not force us in any way. The precision with which we keep our covenants shows Him just how much we want to return to live with Him. Each day brings us closer to or farther from our glorious possibility of eternal life. We each need to keep our covenants, repent daily, and seek to be more like our Savior. Then and only then can families be together forever.

Sister Nelson: It is my testimony that however fabulous your life is right now, or however discouraging and heartbreaking it may be, your involvement in temple and family history work will make it better. What do you need in your life right now? More love? More joy? More self-mastery? More peace? More meaningful moments? More of a feeling that you're making a difference? More fun? More answers to your soul-searching questions? More heart-to-heart connections with others? More understanding of what you are reading in the scriptures? More ability to love and to forgive? More ability to pray with power? More inspiration and creative ideas for your work and other projects? More time for what really matters? I entreat you to make a sacrifice of time to the Lord by increasing the time you spend doing temple and family history work, and then watch what happens. It is my testimony that when we show the Lord we are serious about helping our ancestors, the heavens will open and we will receive all that we need.

President Nelson: We can be inspired all day long about temple and family history experiences others have had. But we must do something to actually experience the joy ourselves. I would like to extend a challenge to each one of us so that the wonderful feeling of this work can continue and even increase. I invite you to prayerfully consider what kind of sacrifice—preferably a sacrifice of time—you can make in order to do more temple and family history work this year. We are engaged in the work of Almighty God. He lives. Jesus is the Christ. This is His Church. We are His covenant children. He can count on us."


President and Sister Nelson offered the invitation to make temple and family history work more a part of our lives in an address given at Rootstech 2017 (see a clip [here](#)). [Open the Heavens Through Temple and Family History Work](#)

For Day #21

Take a few minutes to post photos and other documents to FamilySearch. Message relatives who may have the information you need. You never know what discoveries you may make as connections are created! Learn how to add and tag photos [here](#).

Sister Kim Walker writes:

My great-great grandpa was a Lutheran minister in the Seattle area,
he and his wife had 9 children, one of
whom was my great-grandma.





My grandma was a convert and the only member of the church that we have known from this side. As a girl, I grew up visiting some of my great-great aunts on Bainbridge Island and this July I had the opportunity to take my kids to Bainbridge Island and show them my great-great aunts' old home



and tell them stories about visiting there. This side of my family means a lot to me, I feel a deep appreciation and connection to them. I know that they were religious in this life and can imagine their accepting of the gospel as they've been taught after they've passed. I was able to just recently do the work for one of my great-great aunts. I also discovered as I looked over

their records and began piecing together more of their history that one of them had had their work done by proxy prior to passing. I called Family Search and was able to create a case and send proof of her death date, they just recently got back to me and reversed the work so that I could reserve it and do it the correct way. Another really cool thing that happened to me was I had messaged someone on family tree about a picture they

Kimberly Brook Walker Jun 3, 2019

Hi! Bobbie Hunter was my grandma. I miss her so much. I know she loved her cousin Beverly and Virginia. I wondered how you knew them and had this picture?:).

Margaret Durler Jul 15, 2019

Hi Kimberly,
Virginia was my mother and Beverly my aunt. I have this picture in the huge trunk of photographs that I inherited from my mother.
I knew that there were some members of the church out there, specifically you and your sisters. I thought I might connect in some way with you by posting this picture.
You may remember coming to my home on Vashon Island, Washington for a family reunion many years ago?

had posted of my grandma.

She just recently got back to me and was so excited! She said she had posted the picture in hopes of finding family within the church.

She is a great-granddaughter of my minister great-great-grandpa with the 9 children, I just cried reading her message of joining the church 5 years ago and her daughter also.

My husband and I joined the church five years ago, my daughter seven years ago. My grand daughter was just baptized last September. Your mom and dad would have been surprised and happy. Thank you for reaching out. I work on Temple and Family History, Genealogy as my Church calling. If I had more time then I would scan in that whole trunk. I am a caregiver for my daughter who has Cerebral Palsy, so not a great deal of extra time. We live in Boise Idaho. Feel free to contact me again,

Last but definitely not least we just had a sealing of my sister to her husband and 3 children. It was beautiful. While gathered as a family of 31 for this occasion/reunion Justin and I were able to show some of my siblings the app on their phones and how they can do family history. I have a testimony of the binding of families and have loved learning and doing the work for mine.



See also:

[Help light the temple and family
history fire in your ward](#)