




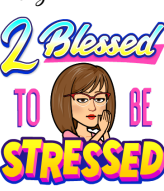






























Please add your name, Emoji and one new thing to share with others. So much great sharing has been happening. YOU ARE NOT CREATING SOMETHING NEW! Just take something you have and share it here for others to learn from. Thanks for sharing your knowledge. Sped teachers can add yourself to a grade level.



4K	 <p>Zeroth is beginning to use Boom Cards! Using SeeSaw CLASS has been great for families!</p>	 <p>Vitale started using Scholastic to share SEL videos and quizzes with students. I've also been using Google Classroom to post instruction and remain in contact with my students. <a href="https://www.scholastic.com">Scholastic.com</a></p>	<p>Jeni I have been testing my video recording skills. Making some lessons on ClassDojo, SeeSaw. And Boom Cards. Check it out: <a href="https://wow.boomlearning.com/hyperplay/vN2iCYzKYFFXmNxB8/e5pRkcfarSKAQbDDq/">https://wow.boomlearning.com/hyperplay/vN2iCYzKYFFXmNxB8/e5pRkcfarSKAQbDDq/</a> Vocab video (De semilla a planta) using imovie and green screen <a href="https://safeYouTube.net/w/ItTE">:https://safeYouTube.net/w/ItTE</a></p>  <p>If you use safeshare youtube you can edit the videos that are already out there.</p>	
----	---	---	--	--

Kinder	<p><b>Harris</b></p>  <p><a href="#">Link</a> to Bitmoji</p> <p><u>Tech Items:</u> *Daily lesson plan delivery using YouTube</p>	<p><b>SULLIVAN</b></p>  <p>-S'more -Dojo <b>Portfolio</b> to observe students reading and counting independently via video submissions. -Magnetic</p>	<p>Deb zuercher</p>  <p>Uploading books, and creating activities on Seesaw for reading. Students send audio recordings of themselves reading. I can return audio feedback. All</p>	<p><b>Carmen Lezama</b></p>  <p>Create activities, video recording of lessons, and a reading library for students on Seesaw. I</p>	
--------	---	--	---	---	--

	<p>and S'more:  <a href="#">Link</a>            *Using Notability while screen recording on iPad to model solving CGI:  <a href="#">Link</a>            *Using website <a href="#">Lalilo.com</a> for phonics</p>	<p><b>Letter App</b>            for word work</p>	<p><i>lessons and activities are saved in my library to use again next year!</i></p>	<p><b>provide written or verbal feedback for students.</b></p> <p>This is an example I made for the students to practice counting backwards. (videos are in Spanish)  <a href="#">Cuenta hacia atrás</a></p>	
First	<p>La Licata started using slides and created a google site.</p> <p>  <a href="#">Zen Zone</a></p> <p><a href="#">Bitmoji GS</a></p> <p><a href="#">Animate a GC Banner</a></p> <p><a href="#">Custom Your Cursor</a></p>	<p><b>SMART online learning suite for math games.</b>            Link: <a href="#">(+ 10. + 100)</a></p> <p></p>	<p>Asmussen - Twinkl has been a website that I recently found with many cheap or free resources for both academics and SEL!</p> <p>Link : <a href="#">Twinkl</a></p> <p></p>	<p>LaPrest- Uploading videos to youtube, Google Slides, Google Classroom. I also just learned how to save a document as a pdf so I can upload to google classroom for the kids to write on with ipad pens.</p> <p></p>	<p>Aranda- Using QuickTime to do screen recordings of Youtube videos while trimming exactly what I need for a lesson. Also using Google slides, Google Forms and Google docs to assign activities in Google Classroom.</p> <p></p>

Second	 <p>Donna shared one of her improved <a href="#">Google Forms</a>.</p>	<p>Rachel: using <a href="#">Google Forms</a>, "quiz" allows students to get feedback on answers.</p> 	<p>Karen-Using Loom to record my screen and link the video into Google Classroom Loom.com <a href="#">Example</a></p>		
third	<p>Kudek improved in linking videos to images on slides.</p>  <p><a href="#">Example</a></p>	<p>Bence - created an <a href="#">autocrat</a> (automatic email) linking google sheets &amp; docs to push out a weekly progress report to parents</p> 	<p>Knigge - using Flipgrid as weekly Number Talks <a href="#">Example</a></p> 	<p>Krueger:</p>  <p>Through my google classroom for social skills I have been doing quick "<a href="#">Zones</a>" check so students can tell me what zone they are in and brainstorm how to get back to green. Lots of WebEx video chats to deliver direct instruction.</p>	<p>Youniss</p> <p>Using Google Forms to give instant feedback <a href="#">Example</a> and Google Slides to organize work for the day <a href="#">Example</a></p> 
Fourth	<p>Mattson - Started using Loom.com (thanks to Bailey Grayvold) to film instructional videos.</p> 	<p>Grayvold - Using a meme generator to add some fun into my Google slides</p> 	<p>Ostrem - Improving in Google Classroom to return assignments with "grades" and comments" to give feedback</p>	<p>Rubio-Providing feedback via Google Classroom for turned-in assignments</p> 	

		<a href="#">Meme Generator Here</a>	 a		
Fifth	<p>Kathy Ballweg We've started our journey in learning Smart Learning Suite. Here is our first <a href="#">game</a>.</p> 	<p>Kris: Using Google Forms gives students feedback if they don't get the correct answer. <a href="#">Google forms</a></p> 	<p>Cruz: I'm loving IXL.com for both reading and math! The activities are broken down into strands and it's super easy to progress monitor. Here's a math skill we're working on <a href="#">4th Math</a></p> 	 <p>I have been using <a href="#">Jamboard</a> as a way for students to share ideas and collaborate on a topic. Here's also a shameless plug to read my <a href="#">blog</a></p>	 <p>Cindy: I upload videos to Youtube for instruction and use Google Classroom to assign activities.</p>
Others	<p>Mary Garcia-Velez Improved in imovie. You saw the video sending messages to students in the smore</p> 	 <p>Sarah Olson screen shares and uses these virtual tools and interactive games. <a href="#">Tools &amp; Games</a></p>	<p>Harden: I use QuickTime to screen share with my iPad so students can see their target word lists, then pair speech practice with games from ABCya.com and toytheater.com</p> 	 <p>Heidi Edwards: using imovie for lessons, getting Bitmoji on my mac, and finding games that work to engage kids during virtual learning.</p>	
	 McKenna	 Amanda			

	<p>Rakestraw has been learning a new song a week and sharing it with our students! She has also be using YouTube, iMovies and Bitmojis none stop.</p>	<p><b>Formanek</b> has been learning about all kinds of online art games and activities like <a href="#">mandala creator!</a></p>	 <p>Susie Wyrick has been using google classroom to give suggestions to students on fun ways to exercise, play and have fun inside or outside.</p>		
	<p>Nancy Papa-Ruppert</p>  <p>Been working on live streaming lessons using the Ipad as a document camera to read stories and show writing</p>				