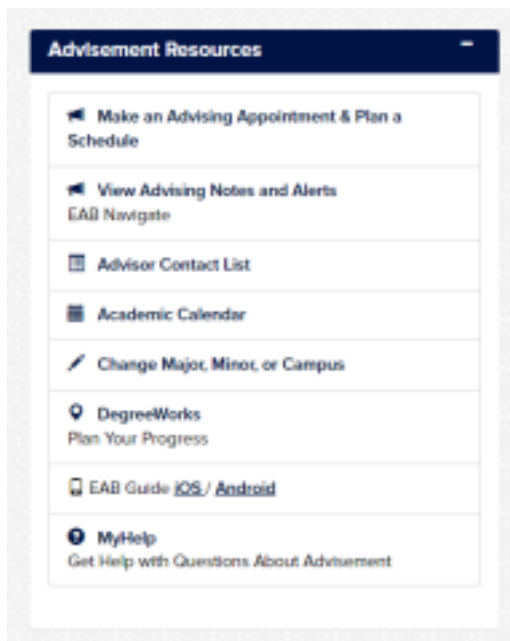
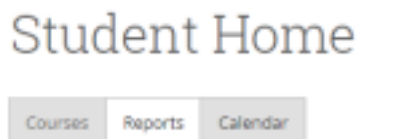


How to Find Your Advisement Documents in EAB Navigate

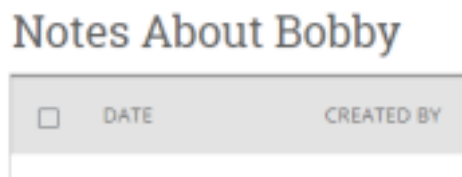
1. Click on EAB Navigate- View Advising Notes & Alerts link under Advisement Resources in my.georgiasouthern.edu



2. Click on the Reports tab



3. Find the Notes About Students section




4. Find the Note from your academic advisor


<input type="checkbox"/>	DATE	CREATED BY	NOTE	NOTE REASONS	ATTACHMENTS	ACTIONS
<input type="checkbox"/>	09/01/2022	Alayah Johnson	Spring 2023 Advisement SheetCurriculum...		Stang_B... Stang_B... Curricu...	View Note 1 09/01/2022


5. Select View Note

6. Click the PDF found next to the paperclip

Attachments

 [Stang Bobby AS.pdf](#)

 [Stang Robert CS.pdf](#)

 [Curriculum Sheet - BBA Finance -
22-23 catalog.pdf](#)

7. Your form(s) will open in a separate window or tab