

HUB ASSEMBLY - GENERAL PART GUIDELINES

UPDATED MATT 200124

[LINK TO ISSUES DOC](#)

[LOOP TO ZOHO](#)


GENERAL GUIDES

The Hub assembly that we sell as a used part is a combination of items , we sell as an assembly as its easiest to dismantle from car and for buyer to install on their car that way

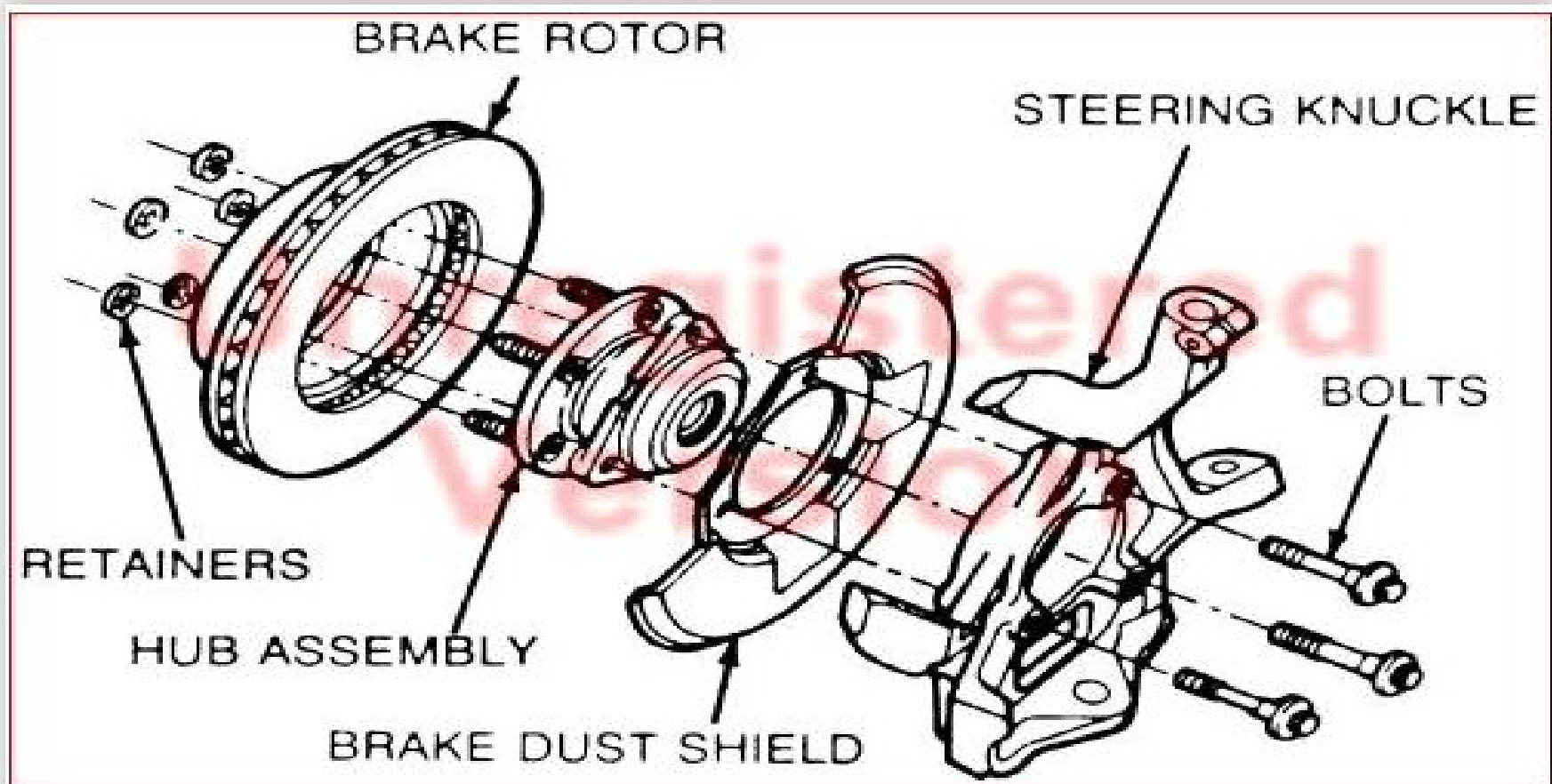

Almost always the customer has problem with a bearing but these are very difficult to install or expensive so they decide to purchase the complete hub assembly

The maybe called hub assembly , stub assembly

It is an item on FWD/ 4WD Cars that have front driveshafts , the driveshaft goes thru the centre of the hub assembly



SOME HUBS - ESPECIALLY WHEN WE BROKER ARE SOLD LIKE IMAGE BELOW
WITH DISC AND CALIPER REMOVED (if brokering need to confirm whats required)



Components that will always be included with this item(if they are not with Part or damaged, it should be noted in description)

Hub, Stub, Bearing

If customer is replacing due to noisy bearing then almost always this is all they require ,
if customer is replacing due to accident damage i.e car hit a gutter then may need caliper and disc assembly

On some model the hub maybe one type but car have different size rotor assembly/caliper

I.e

as guide larger engine type might have bigger rotor / discs so car can stop quicker since it go faster

Some customer might be able to use hub assy and then their disc/calliper if its just hub assembly issue

But some other custoemr might actually want to buy complete hub assembly as “ conversion “ since he want this with bigger disc/caliper so their car will have better brakes

Components may be available at no charge i.e usually just left on Part but not charged extra for (if buyer requests these items make sure to confirm with operations that they are with the Part)

The disc rotor, brake caliper

Components not included usually but which maybe included at extra charge i.e not usually with part but we will have if required (if buyer requests these items make sure to confirm with operations that they are with the part)

ABS Sensor

The driveshaft is a separate item

Upper and lower ball joints - they are usually on most vehicles as part of upper and lower control arms

INTERCHANGE/ OEM -TIPS/GUIDES - FOR THIS PART TYPE

[SEE SEPERATE GUIDE](#)

SALES -THINGS TO NOTE/UNDERSTAND

PRICING -THINGS TO NOTE

pricing based on demand not new part prices

pricing has a minimum as it takes time to remove

BUYING (JJ) THINGS TO NOTE

N/A - part isnt considered

CAR INSPECTION - THINGS TO NOTE/UNDERSTAND

This is doc in doc - updated matt 070324

Linkback up to the general parts guides fro this doc

CAR ENTRY NOTES , (when inputting) IN PINNACLE

[SEE SEPERATE GUIDE](#)

DISMANTLING NOTES (JJ) –

RH side suspension painted red , LH side green

check for bearing wear

INVENTORY PART INSPECTION NOTES, (when inputting) (JJ)

GUIDE FOR ADDING TO EBAY/ONLINE SYSTEMS

i.e only add if W status ?

DISPATCH (JJ) THINGS TO NOTE

check side is correct , the brake caliper will show L or R for side

FAQ- SPECIFIC FOR THIS PART - COMMON ISSUES
