

Unit 2.9: Sound Party (student reference sheet)

Project Objective:

*Import sounds into your scratch project.
When you click sprite, sounds should play.*

CheckList:

- A. play sound uploaded from scratch library
- B. play sound created in Sound Editor (record!)
- C. use scratch's built in commands for drums and notes.

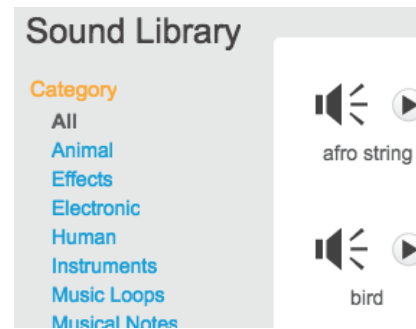


Upload a sound from your computer or google drive

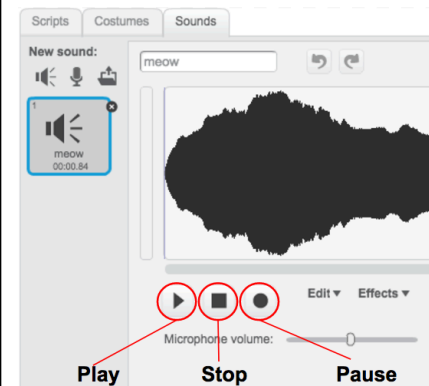
Sound Tab:



A. Scratch Library



B. Sound Editor: record!



C. notes and drums blocks

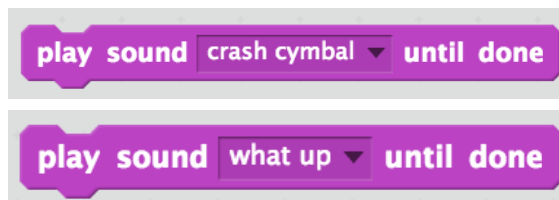
play note 60 for 0.5 beats

play drum 1 for 0.25 beats

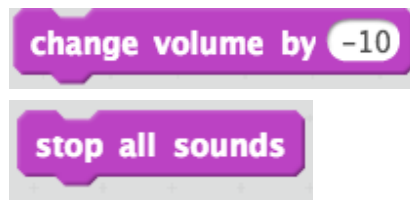
set instrument to 1

Blocks you might use:

Play imported sounds with scratch



Change sounds



Change sprites when clicked.

