

**Step 1:**

Navigate to [Middletownschoools.org](http://Middletownschoools.org) and left click on the PowerSchool Icon:



---

**RECENT NEWS**

---

**Step 2:**

Now select the PowerSchool Parent/Student Portal and login.

---

**POWERSCHOOL**

---

[Middletown Public Schools](#) / [Departments](#) / [Technology Services](#) / [PowerSchool](#)

Click the appropriate PowerSchool icon.

**PowerSchool**  
Administrative  
Portal



PowerTeacher

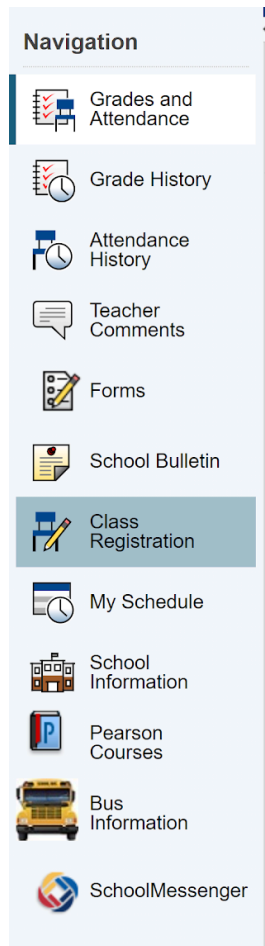
**PowerSchool**  
Parent/Student  
Portal

**ACTIVATE**  
**PowerSchool**  
Parent/Student  
Portal

[Parent Portal informational brochure](#)

**Step 3:**

On the left hand navigation bar, select “Class Registration”



#### Step 4:

Notice a welcome screen. Ensure your name is correctly displayed.

At the top are your mandatory courses; English, Math, etc. Your Electives are nearer the bottom.

Navigation

Grades and Attendance

Grade History

Attendance History

Teacher Comments

Forms

School Bulletin

Class Registration

My Schedule

School Information

Pearson Courses

District Code  
HFCH

Download on the App Store

Welcome to the Middletown High School Class Registration System for 2021-2022 : Campbell, Julia Ann

[View course requests](#)

<b>English 12</b>	Click the edit button to request a course ➡	
Number of requests to generate : 1		
<b>Math</b>	Click the edit button to request a course ➡	
Number of requests to generate : 1		
<b>Science</b>	Click the edit button to request a course ➡	
Please note, AP Physics have an additional lab period.		
Number of requests to generate : 1		
<b>Social Studies</b>	Click the edit button to request a course ➡	
Number of requests to generate : 1		
<b>World Language</b>	Click the edit button to request a course ➡	
Number of requests to generate : 1		
<b>Fine Arts</b>	Click the edit button to request a course ➡	
Number of requests to generate : 1		
<b>STEM electives</b>	Click the edit button to request a course ➡	
Number of requests to generate : 1		
<b>Career &amp; Life Skills</b>	Click the edit button to request a course ➡	

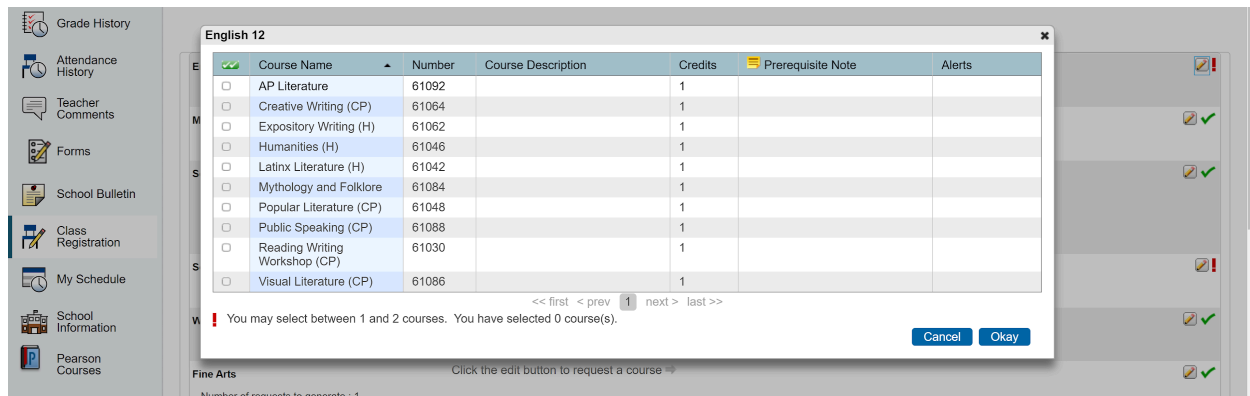
**Step 5:**

To select a course, left click on the pencil icon.



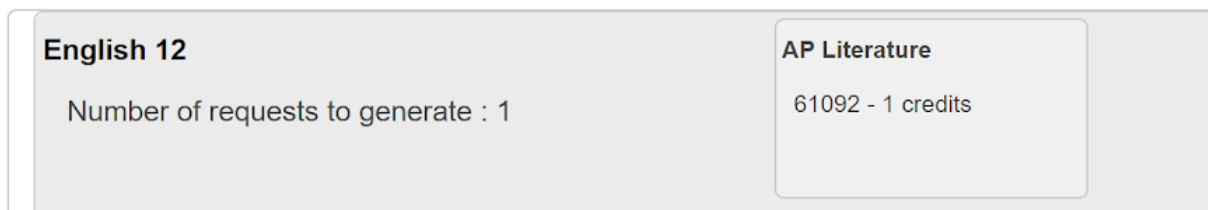
### Step 6:

Once you select a section, for example English, a menu opens with the course name, credits, and any notes for prerequisites.



### Step 7:

Once you select the course(s), it shows up on the main screen as below:



### Step 8:

If a course does not have a checkbox to select it, it means you did not yet meet the prerequisites. For example, you cannot enroll in the second year of DECA (Marketing) until you successfully completed the first year (Retailing).

World Language Click the edit button to request a course ⇒

**Career & Life Skills**

Course Name	Number	Course Description	Credits	Prerequisite Note	Alerts
Accounting I	61632		1	This is a grade 10, 11, 12 elective	Prerequisites have not been met
Accounting II	61634		1		Prerequisites have not been met
<input type="checkbox"/> Career Awareness	60610		0.5		
<input type="checkbox"/> Early Childhood Education I	61553		0.5		
Early Childhood Education II	61554		0.5		Prerequisites have not been met
Early Childhood Education III	61555		1		Prerequisites have not been met
Fashion II	60555		0.5		Prerequisites have not been met
Fashion III	61552		1		Prerequisites have not been met

Alternate Elective Click the edit button to request a course

### Step 9:

Many menus have multiple pages, so be sure to scroll through all options.

<input type="checkbox"/>	Foods I	60544		0.5
--------------------------	---------	-------	--	-----

<< first < prev 1 2 next > last >>

✓ You may select up to 4 courses. You have selected 0 course(s).

## F.A.Q.

Where do I go to get my PowerSchool Account?

Please email your school counselor

See list below

What if I want to take a course and the system isn't letting me?

Please email your school counselor

See list below

When will I know if I got the courses I want?

We will reach out to students in the spring if their request could not be satisfied.

What do I do if I change my mind after I submit my course selections?

Please email your school counselor.

See list below

Counselor Name/Email	Grade level(s)	Alpha Split
Hannah Barrett <a href="mailto:barretth@mpsct.org">barretth@mpsct.org</a>	9	
Yadiel Rodriguez <a href="mailto:rodriguezy@mpsct.org">rodriguezy@mpsct.org</a>	9	Team A
Aisha Mobley <a href="mailto:Mobleya@mpsct.org">Mobleya@mpsct.org</a>	9	Team B
Stephanie Campbell <a href="mailto:campbells@mpsct.org">campbells@mpsct.org</a>	10-12	A-De
Jason Boyle <a href="mailto:boylej@mpsct.org">boylej@mpsct.org</a>	10-12	Di-La
Kimberly Lane <a href="mailto:lanek@mpsct.org">lanek@mpsct.org</a>	10-12	Le-Re
Candace Wade <a href="mailto:wadec@mpsct.org">wadec@mpsct.org</a>	10-12	Ri-Z