



# IS SHE ITALIAN?

1. Look at the picture and answer using...(Mira las imágenes y contesta usando...)

YES, HE/SHE IS. NO, HE/SHE ISN'T




 <p>Mary</p>	 <p>Mr Barker</p>
<p>1. Is she Italian?</p> <p>•</p>	<p>1. Is he happy?</p> <p>•</p>
<p>2. Is she Jane?</p> <p>•</p>	<p>2. Is he Mr Kent?</p> <p>•</p>
<p>3. Is she a girl?</p> <p>•</p>	<p>3. Is he a teacher?</p> <p>•</p>

2. Look at the pictures again, listen and write YES or NO. (Mira las imágenes nuevamente escucha y escribi....)



**LISTEN** 

1		2		3		4		5		6	
---	--	---	--	---	--	---	--	---	--	---	--

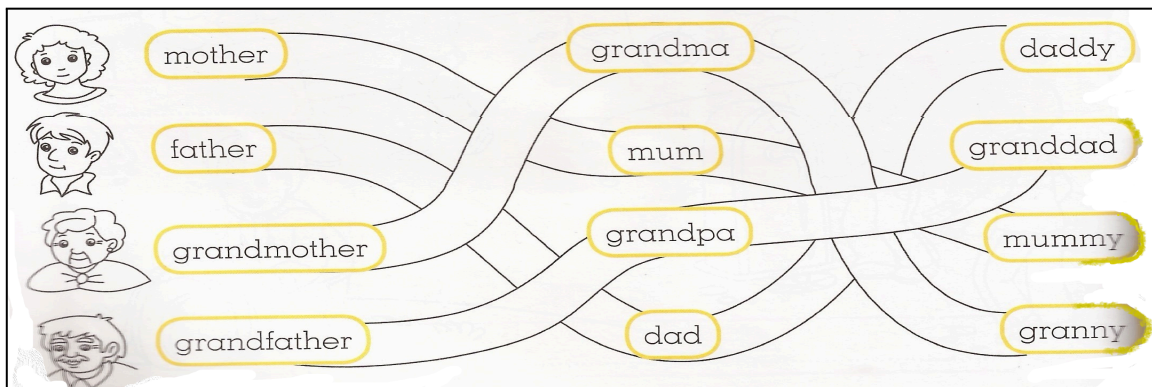
3. Use the words below to write two short sentences about the pictures. Pay attention to the example. (Usa las palabras de abajo para formar dos oraciones acerca de las imágenes, presta atención al ejemplo)


<p>1</p> 	<p>2</p> 	<p>3</p> 
<p>she / sister / cousin</p>	<p>he / brother / uncle</p>	<p>she / aunt / sister</p>
<p>She is my sister.</p>		
<p>She isn't my cousin.</p>		

4. Read the information and answer the questions. (Lee la información y contesta las preguntas)

 <p>Maria Rossi 10 years old Italian</p>	1. Who is she? •
	2. Is she eight years old? •
	3. Is she Italian? •
4. Who is he? •	 <p>Gary Smith 9 years old English</p>
5. Is she nine years old? •	
6. Is she American? •	

5. Look at the picture and complete the chart. Here you have different ways of calling these members of the family. (Mira la imagen y completa el cuadro. Aquí tienen diferentes formas de llamar a estos integrantes de la familia)



	MOTHER	MUM	MUMMY
