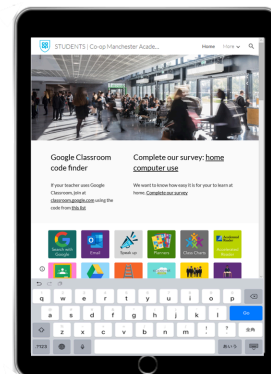


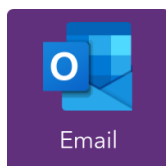
Learning from home - top tips

Tip 1: visit the student homepage (or 'VLE')

Lots of useful things - all in one place at <https://vle.cam.coop/>




Tip 2: use your academy email to keep in touch with teachers



Click this button on the VLE

Your username will be something like 12ab01@cam.coop (don't forget to add @cam.coop on at the end) and use your normal password. All messages from your teachers and notifications from google classroom will go to your school email.

Tip 3: hand in assignments on Google Classroom

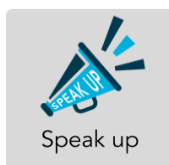


Click this button on the VLE

Online classroom where teachers can post resources, assignments and communicate with the class. Your teacher may give you a code to join the class, or you may be sent an email (via your school email) to join.

It is easy to hand in an assignment. Open the assignment in Google Classroom. There is a box on the right called 'Your work'. Just click on the 'Add or create' in the 'Your work' box. If you've already created a document then just select it. If you need to create one, select the relevant option under 'Create new' and make a document with your work. When it is ready to hand in, just click 'Hand in'. Your teacher will automatically be notified that it is done.

Tip 4: If you are worried about yourself or someone else you can contact school



Click this button on the VLE

These messages will be checked during the hours of Monday to Friday 8am till 3.30pm during term time. If you are worried outside of these hours and feel you need some immediate support you can contact the following organisations:

- Kooth - online counselling service at <https://kooth.com/>
 - Childline - 0800 1111 or get in touch online at <https://childline.org.uk/get-support/>
 - If you are in immediate danger or at risk you can also contact the police on 999 if it is an emergency.
-

Tip 5: view this half term's planner to see all the ILTs that are due in



Click this button
on the VLE

You can view all of the planners online - so no need to miss an ILT!
You can complete your ILTs using Google Drive and share these with your teacher online.

Tip 6: check ClassCharts to see rewards that your teachers will give you for submitting assignments and completing ILTs



Click this button
on the VLE

Access your ClassCharts online. Teachers will still be rewarding for work done and engagement in Google Classrooms. There will also be opportunities to earn extra points through activities and competitions posted regularly on the VLE.

Tip 7: Use Google drive apps to complete coursework and ILTs



Click this button
on the VLE

You can upload files and folders or create files online using:
Google Docs - An online tool similar to Word.
Google Sheets - An online tool similar to Excel.
Google Slides - An online tool similar to Powerpoint.



To start a new Google Docs / Google Sheets / Google Slides click on
and select the relevant one. If you are familiar with using Word / Excel or Powerpoint you should find these easy enough to use, but


if you need help with them, use Google's online help at



<http://support.google.com/drive>

You can share any files directly with your teacher using this share option. When you are in your docs/sheets/slides, simply click on the Share button (top right) to display the window below, then type your teacher's last name into the box. (Please note: Do not type Mr/Mrs /Miss.) Click Done when you have found them. Your teacher will be notified that you have shared a document with them.

Tip 8: read, quiz, repeat...



Click this button
on the VLE

Year 7 and 8 should read and quiz on books at home. Most school library books will have AR quizzes - just look inside the front cover. If you are reading books from home or public library books, you can check if the book has a quiz, by going to AR Bookfinder <https://www.arbookfind.co.uk/>. If you have forgotten your username for Accelerated Reader just email library@cam.coop

Tip 9: keep up to date with what is happening in the world



Click this button
on the VLE

A daily news service especially for young people. As well as current news on the latest topics, news is also organised by subject area and available in alternative languages. This is a great place to research the latest topics as there are links to further information, videos and thought provoking questions.