

***Technology for Teachers Program Guide***  
**#T4T2021**

# **T4T 2021 Program Guide**

**9:00am - 1:00pm  
January 30th  
on Zoom**



**tesltoronto.org**

**#T4T2021**



# Table of Contents

<a href="#">T4T Quick Facts</a>	<a href="#">3</a>
<a href="#">Keynote Speaker - Gavin Dudeney 9:00am - 10:00am</a>	<a href="#">3</a>
<a href="#">Schedule at a glance</a>	<a href="#">4</a>
<a href="#">Presentation Descriptions</a>	<a href="#">4</a>
<a href="#">Session 1: 10:10am - 11:00am</a>	<a href="#">5</a>
<a href="#">Session 2: 11:10am - 12:00pm</a>	<a href="#">6</a>
<a href="#">Session 3: 12:10pm - 1:00pm</a>	<a href="#">8</a>
<a href="#">Accreditation PD Hours</a>	<a href="#">9</a>
<a href="#">Presenter Biographies</a>	<a href="#">10</a>
<a href="#">Alexandre, Sara</a>	<a href="#">10</a>
<a href="#">Allan, John</a>	<a href="#">10</a>
<a href="#">Ascenuik, Catrina</a>	<a href="#">10</a>
<a href="#">Cutura, Mirjana</a>	<a href="#">10</a>
<a href="#">Dutta, Paramita</a>	<a href="#">10</a>
<a href="#">Edgar, Jim</a>	<a href="#">11</a>
<a href="#">Fogle, Shayne</a>	<a href="#">11</a>
<a href="#">Jayaraman, Seetha</a>	<a href="#">11</a>
<a href="#">Lau, Mandy</a>	<a href="#">11</a>
<a href="#">Nino, Vanessa</a>	<a href="#">12</a>
<a href="#">Conference Location</a>	<a href="#">13</a>
<a href="#">Webinar Attendee Guide to Communication</a>	<a href="#">13</a>

# T4T Quick Facts

- T4T2021 is a mixture of show-and-tell presentations and hands-on demonstrations (i.e. you should bring your own device - BYOD)
- 3 sessions; each 50-minutes in length
- 10 minute break between sessions
- Keynote speaker: Gavin Dudeney
- Giveaways

## Keynote Speaker

This year T4T will have keynote speaker, Gavin Dudeney. Gavin is Director of Technology for The Consultants-E - working in online training and consultancy in EdTech - and also module leader (MATALL) on the NILE / University of Chichester MAPDLE (MA in Professional Development for Language Education). A regular keynote speaker at conferences worldwide, Gavin is also author of *The Internet & The Language Classroom* (CUP 2000, 2007) and co-author of the award-winning publications *How To Teach English with Technology* (Longman 2007) and *Digital Literacies* (Routledge 2014, Second Edition 2022 forthcoming). His most recent book, *Going Mobile*, was published by DELTA Publishing in 2015.

### **Keynote: “Rushing Back to the Old Normal – Lessons Learned During Lockdown”**

When Covid hit in March 2020 there was a headlong rush to get most – if not all - teaching online. Whilst this short-term reaction was generally referred to as ‘online’ or ‘blended’ learning, it soon became obvious that it was more ‘emergency online teaching’ than anything else. Over the next three months I set about interviewing teachers and observing some of their classes. As an avowed technophile I was interested in how teachers who had traditionally been resistant to technology were coping with the ‘new normal’. Fast forward a few months to the summer in the Northern Hemisphere and activity naturally slowed, and institutions began to find the time to plan more strategically for an uncertain future, and this is where I have been spending much of my time professionally since then. November 2020 sees us on the cusp of mass vaccination and with the real potential of returning to the ‘old normal’ by spring or summer of next year. Most people are – quite naturally - longing to return to the pre-Covid status quo, but I do fear that much of what we have learnt during this time will be lost. And that will be a lost opportunity to change and improve what we do. In this session I’d like to share some of my experiences this year, and take a look at what I think we should be doing when the time comes to open our institutions fully and properly again.

# Schedule at a Glance

<b>Keynote</b> <b>9:00am</b> - <b>10:00am</b>	Keynote room	<b>Gavin Dudeney</b> - Rushing Back to the Old Normal – Lessons Learned During Lockdown
--	--------------	---

**Break (10:00am-10:10am)**

<b>Session 1</b>  <b>10:10am</b> - <b>11:00am</b>	Room	Presentation	Presentation Type
	A	<b>Vanessa Nino</b> - <i>Creating Digital Worksheets Using Google Slides</i>	Workshop ( <a href="#">Materials</a> ) ( <a href="#">Session video</a> )
	B	<b>Mandy Lau</b> - <i>Stories of Ourselves: Digital storytelling in digital spaces</i>	Presentation ( <a href="#">Materials</a> )
	C	<b>Catrina Ascenuik &amp; Shayne Fogle</b> - <i>Nearpod and Other Online Apps for Effectively Engaging Students in Academic Reading</i>	Presentation ( <a href="#">Session video</a> )

**Break (11:00am-11:10am)**

<b>Session 2</b>  <b>11:10am</b> - <b>12:00pm</b>	Room	Presentation	Presentation Type
	A	<b>Mirjana Cutura</b> - <i>Enhancing Listening Activities with Interactive Videos</i>	Workshop ( <a href="#">Materials</a> ) ( <a href="#">Session video</a> )
	B	<b>Paramita Dutta, Ph. D, OCELT</b> - <i>Interactive Learning using the Digital Tool "Thinglink"</i>	Presentation ( <a href="#">Session video</a> )
	C	<b>Seetha Jayaraman</b> - <i>Teaching Pronunciation and Self-correction techniques using Digital Tools</i>	Presentation ( <a href="#">Session video</a> )

**Break (12:00pm-12:10pm)**

<b>Session 3</b>  <b>12:10pm</b> - <b>1:00pm</b>	Room	Presentation	Presentation Type
	A	<b>Sara Alexandre</b> - <i>Student-Centred Virtual Games and Activities</i>	Workshop ( <a href="#">Materials</a> ) ( <a href="#">Session video</a> )
	B	<b>Jim Edgar</b> - <i>Avenue.ca ePortfolio and Course Management Tools</i>	Presentation ( <a href="#">Session video</a> )
	C	<b>John Allan</b> - <i>Instructor Online Development Teaching Hacks</i>	Presentation ( <a href="#">Session video</a> )

# Presentation Descriptions

## Session 1: 10:10am - 11:00am

### **Vanessa Nino** - *Creating Digital Worksheets Using Google Slides*

Have you ever wanted to share a really great printable worksheet with your students but they don't have a printer? This workshop/ follow-along tutorial will familiarize teachers with creating fillable digital worksheets using the free online tool: Google Slides. The goal of the workshop is to provide another way for teachers to share educational content with learners. This is especially relevant given the fact that most teachers are now teaching remotely.

*\*\*This presentation is best suited for INTERMEDIATE users of technology.*

### **Mandy Lau** - *Stories of Ourselves: Digital storytelling in digital spaces*

How might we create opportunities for students to invest their identities into language and literacy learning? What are some pedagogical and ethical considerations? In this seminar, we explore storytelling approaches and examples of identity texts, a few digital tools to mediate student-centred stories (I.e., Google slides, Adobe voice, Marvel), and in light of virtual learning requirements - one way we can create dynamic, learner-centred environments using gather town. We conclude by reflecting on ethical concerns that may arise from the approach and the tools, and the connections to curricular goals.

*\*\*This presentation is best suited for ALL LEVEL users of technology.*

### **Catrina Ascenuik & Shayne Fogle** - *Nearpod and Other Online Apps for Effectively Engaging Students in Academic Reading*

This seminar describes strategies that instructors can use for successful online instruction of academic reading skills for English Language Learners through the use of online applications with specific focus on Nearpod for synchronous and asynchronous learning. Presenters will begin by introducing strategies and rationale behind traditional reading lessons with descriptions of the pedagogical justification behind the lessons originally created and used in a traditional classroom setting. They will then explain transitions that were implemented for online and virtual learning through the use of available and free online applications. Detailed descriptions will be presented on how to best use Nearpod, in conjunction with other apps, for pre reading, reading and post reading activities to actively engage students in a virtual environment while ensuring that they are acquiring the necessary skills to improve their comprehension and critical thinking. Samples will be shown of

previously implemented successful lessons and associated student responses from an intermediate university EAP course to provide context. Then, participants will then be given a demonstration of how to create their own lessons using Nearpod to suit the needs of any programs they are teaching in with further explanations regarding how other applications can be connected to create seamless lessons for students.

*\*\*This presentation is best suited for ALL LEVEL users of technology.*

## Session 2: 11:10am - 12:00pm

### **Mirjana Cutura** - *Enhancing Listening Activities with Interactive Videos*

Replace a (boring) handout containing comprehension questions and a link to a YouTube video with a fun, engaging, and customized interactive video that the students WILL want to watch till the end. This workshop will familiarize the attendees with an easy-to-use alternative to how videos are used to teach and learn. We will look at the main features of EdPuzzle, a free online tool that is perfect for a flipped-classroom model, practice activities, and assessments. The workshop will cover the steps in creating interactive videos and managing a class on the platform. The attendees will have an opportunity to create their own interactive video at the end of the workshop. Prior to the start of the workshop, please create an EdPuzzle account using the link:

<https://edpuzzle.com/signup/teacher?rc=wu8jjm>

*\*\*This presentation is best suited for ALL LEVEL users of technology.*

### **Paramita Dutta, Ph. D, OCELT** - *Interactive Learning using the Digital Tool "Thinglink"*

This presentation describes and shows how to effectively use the user-friendly digital tool ThingLink, which transforms images into interactive graphics, for teaching ESL/ LINC learners in a fun and engaging way. The objective is to show how to effectively design and create content, by embedding images with text, audio, and video, with live tags, that will bring a picture alive for the learner, and direct them to the information embedded in the tags with just a click of the button. The process of sharing the Thinglink images with students and embedding them in the Google Classroom will also be explained.

Thinglink is an amazing virtual tool that packs a lot of content in the small space of a single image and creates a rich multimedia experience for students. The presentation will demonstrate how to use this tool and create interactive content on an image related to a LINC theme which will clearly exhibit the benefits of using this application in the LINC class that will aid learners in skill-building for



accomplishing real world task goals later. Remote learning, thus, becomes fun for learners with different learning styles such as visual, auditory and print-oriented and with multiple intelligences.

This presentation will deal mostly with the features of the free version, although there will be a brief mention of the paid features such as collaborative editing by students and downloading for offline use.

*\*\*This presentation is best suited for INTERMEDIATE users of technology.*

### **Seetha Jayaraman - Teaching Pronunciation and Self-correction techniques using Digital Tools**

The presentation aims at demonstrating how pronunciation can be taught effectively using Digital tools. As a common practice, audio techniques are used for Listening Comprehension of the content more than for teaching articulation of speech sounds. An ESL or a LINC classroom consists of learners from different linguistic backgrounds and with different language needs. Therefore, an increasing need to focus on pronunciation is being felt by English teachers across the world, at all levels and for all purposes of language learning.

With a focus on international intelligibility, it is both motivating and easier for educators and learners to improve the basic skills of pronouncing individual sounds (vowels and consonants), sound combinations (consonant clusters) and syllables (morphemes) and words (lexical items) through speech software such as Praat or Speech Analyzer (version 3.5). In this method, Speech is recorded and stored in digital format (in .wave files) and played back, accompanied by visual display of speech called Spectrograms. Spectrograms show distinct patterns of energy bands for different sounds called Formants.

The advantage of this technique is that, the software can be used either in the computer lab, in a face-to-face classroom or remotely. It facilitates playing pre-recorded and annotated speech samples for pronunciation practice by learners. The software also offers them the option to record their pronunciation, compare the pattern of their spectrographic display and match them with the target level of desired pronunciation. This approach is particularly effective with hesitant and shy learners. Furthermore, it would help to illustrate and document students' performance in terms of pronunciation.

*\*\*This presentation is best suited for ALL-LEVEL users of technology.*

### Session 3: 12:10pm - 1:00pm

#### **Sara Alexandre** - *Student-Centred Virtual Games and Activities*

At this uncertain time teaching online can be quite the challenge, and keeping students engaged is much more difficult through a screen. My presentation is meant to inspire teachers to create their own games, while providing them with the tools they need to create PowerPoint games for various skills and systems. I will also demonstrate live how to take advantage of these tools, which the attendees can follow along and try it themselves. My goal is to inspire creativity in a virtual setting, and provide teachers with the knowledge and tools to create amazing games that will get their students talking.

*\*\*This presentation is best suited for ALL LEVEL users of technology.*

#### **Jim Edgar** - *Avenue.ca ePortfolio and Course Management Tools*

Avenue.ca is Immigration, Refugees and Citizenship Canada's new national portal for settlement language training. Launched in August 2020, it is available for free to LINC teachers delivering blended and fully online courses. Teachers using this site are provided training and support from a mentor through the LearnIT2teach Project. Avenue offers teachers a Moodle learning management system (LMS), and the site includes a custom ePortfolio solution designed to support Portfolio-Based Language Assessment. Avenue also provides teachers with custom administrative tools to assist them with student and course management. The focus of this session will be on showing the ePortfolio and other portal tools. The ePortfolio demonstration will show how teachers can manage their learners' artifacts, how to upload to the ePortfolio, and how the auto collecting of artifacts from the LMS works. The session will also demonstrate other features of the Avenue portal, such as the Enrolment panel, which teachers use to set up learner accounts and enroll them in their courses. There will also be a demonstration of the Class Register, which enables teachers to manage their learners' accounts, the access Avenue teachers have with Tutela.ca and the teachers' Desk, which is a private storage space for storing and editing files.

*\*\*This presentation is best suited for ALL LEVEL users of technology.*

#### **John Allan** - *Instructor Online Development Teaching Hacks*

As the majority of teachers in the LINC and ESL sectors are now teaching their students online, it is time for all of us to share our successes and lessons learned over the past few months. This session will introduce online teaching hacks I have learned as a fully online teacher and course developer. It



is hoped that a few of these ideas will reduce the workload of instructors and make their lesson more engaging. Links to practical instructor "How To" resources will be provided.

*\*\*This presentation is best suited for INTERMEDIATE users of technology.*

**Please join us for a raffle after the keynote!**

## **Accreditation PD Hours**

You are given 4 hours of PD for attending T4T. Keep your online registration receipt as proof of PD.

# Presenter Biographies

## **Alexandre, Sara**

*Sheridan College*

Sara Alexandre is a multilevel ESL instructor at Sheridan College. She graduated from the TESOL Plus programme at Sheridan College in 2018, and has been teaching ever since. She is currently completing her Masters in Applied Linguistics through distance learning at Mary Immaculate College in Limerick, Ireland. She is passionate about creating creative student-centred materials, and sharing her knowledge with fellow instructors.

## **Allan, John**

*TESL Niagara*

John Allan, OCELt, is a language instructor and an instructional designer. He holds a Master of Distance Education and has been an associate of the LearnIT2teach project for 10 years. He is an active member of the TESL community.

## **Ascenuik, Catrina**

*Real Institute at Ryerson University*

Catrina Ascenuik is an EAP instructor and virtualizer at Ryerson University for the Real Institute. She has worked at various post-secondary institutions across Canada including the University of Toronto, George Brown College, Sheridan College and Algonquin College. She is currently a student of instructional design at Seneca College and will graduate in 2021. Her interests include the transformation of traditional learning to online learning, experiential learning in online environments and formative assessments in online learning.

## **Cutura, Mirjana**

Mirjana Cutura is a TESL teacher trainer and a college ESL/EAP professor. She has rich experience in designing and teaching online TESL, EAP, and LINC courses. Mirjana holds a Master's Degree in Applied Linguistics from York University.

## **Dutta, Paramita**

*LINC Supply Teacher, AWO; Speaking Rater, Paragon Testing Enterprises; Manager of TESL Exchange Video Series*

Paramita Dutta is a Ph. D. in English with over 10 years of experience in English language instruction and assessment and has a diverse range of experiences in the field of education. Currently she is a Supply LINC teacher at Afghan Women's Association, Mississauga and also a Speaking Rater for the CELPIP exam administered by Paragon Testing Enterprises, a subsidiary company of the University of

British Columbia. She loves connecting with people and being involved in the ESL community and also volunteers as Manager of TESL Exchange Video Series of TESL Ontario; as English Facilitator of Conversation Circles for LINC students at Indus Community Services, Brampton, and as ESL Instructor in the Viet-Skype project, where she teaches adult high school teachers in Vietnam online synchronously. Previously, she has enjoyed teaching as English lecturer at Ryerson University and effectively worked as a research assistant in a project of the English department of the University of Toronto. She taught in India as Assistant Professor of English for 9 years and created a vibrant culture of learning for students.

### **Edgar, Jim**

*New Language Solutions, Inc.*

Jim Edgar is the lead educational technologist and manager of distributed learning for LearnIT2teach and Avenue.ca. He has worked on numerous technology-focused language training projects in Canada and internationally and has been a Moodle enthusiast since 2004. Jim's credentials include a master's degree in educational technology and TESL Ontario instructor and trainer certification.

### **Fogle, Shayne**

*Real Institute at Ryerson University*

Shayne Fogle is an English Language instructor, curriculum specialist and virtualizer at Ryerson University's Real Institute. She has taught at various post-secondary institutions across the GTA, and has also developed materials for a number of projects. She is currently in the process of completing a certificate in instructional design at Seneca college. Her interests include using multimodality to create an inclusive and creative learning environment for her students.

### **Jayaraman, Seetha**

*York University English Language Institute (YUELI)*

Dr. Seetha Jayaraman was an Assistant Professor (Linguistics and Phonetics) in the Department of Languages, Translation and Literature, Dhofar University for 8 years before joining YUELI as an ESL Instructor in 2019. Her teaching and research interests include Comparative Linguistics, Articulatory and Acoustic phonetics, teaching Grammar and Pronunciation using technology, and English for Academic Purposes.

### **Lau, Mandy**

*PhD student, York University*

Mandy Lau is a PhD student at York University's Linguistics and Applied Linguistics program. Her learning interests include the languaging practices of multilingual students in public education and higher education, language education policy, multimodality and digitally-mediated learning, and language assessment. Mandy's dissertation focuses on Artificial Intelligence in high-stakes English proficiency tests and its impact on institutional policies and practices, and the lives of international students. Her learning interests stem from her prior professional experiences as a public school teacher,

K-12 ESL/ELD curriculum consultant, newcomer reception centre assessor, and high school vice-principal.

## **Nino, Vanessa**

*Achēv*

Vanessa teaches with the LINC Home Study program at Achēv. She is passionate about helping students reach their language learning goals. She also teaches writing at Sheridan College. Vanessa also manages the TESL Ontario twitter account where she enjoys connecting with the TESL community. She has a BA, Honours from the University of Toronto in English Literature and Linguistics and a Masters of Arts from McMaster University in English Literature. Outside of teaching, Vanessa enjoys hiking, reading, and Netflixing.

# Conference Location

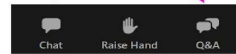
## ZOOM!



### A Webinar Attendee Guide to Communication

There are two choices when you want to communicate: 1 2

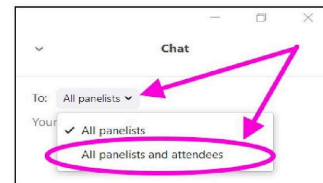
- 1) Chat
- 2) Q&A



#### Chat

The chat box is a great way to say hello to everyone in the session.

Be sure to select “All panelists and attendees” from the drop-down menu so that everyone can see your message.



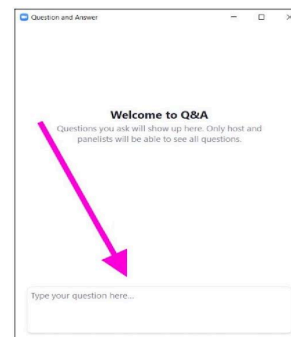
Because there are so many messages that will be going through the chat, if you post any questions for the presenters in the chat, they won't be seen.

#### Q&A

The Q&A box is where you can ask your questions to the presenter.

Type your question in the box at the bottom, hit “enter”, and your question will be place in queue.

Questions may be answered during the session or at the end – each presenter will specify during their session.



Your feedback is very important to enhance the quality of the future events. After the event, please fill in the T4T Attendee Survey to share your opinion about the workshops and your overall T4T experience. *(Survey link will be sent to your after the event)*

\*Program Guide Subject to Change\*

