

**REPORT TITLE HERE AND ARRANGE IT IN
INVERSE PYRAMID**

By
STUDENT'S NAME HERE

Report submitted in partial fulfilment of the
requirement for the award of the degree of
Bachelor of **xxxxxxxxxx**

FACULTY OF **COMPUTER SCIENCE AND MATHEMATICS**
UNIVERSITI MALAYSIA TERENGGANU
20**XX**

REPORT CONFIRMATION AND APPROVAL

This is acknowledged and confirmed that the report entitled: (*report Title*)
.....b
y (Student's Name) Matric No.: have
been checked and all the suggested corrections have been done. The report is
submitted to the Faculty of **Computer Science and Mathematics**, Universiti Malaysia
Terengganu in partial fulfilment of the requirements for the award of the degree of
Bachelor of XXXXXXXXX.

Authorized by:

..... Date:
Main Supervisor
Name:
Official Stamp:

..... Date:
Co-Supervisor (If any)
Name:
Official Stamp:

..... Date:
FSKM Industrial Training Coordinator
Name:
Official Stamp:

DECLARATION

I hereby declare that this report is the result of my own research except as cited in the references.

Signature :
Name :
Matric No. :
Date :

ACKNOWLEDGEMENTS

At the end of my report, I would like to thank everyone who made this report possible and an enjoyable experience for me

.....

First of all, I wish to express my sincere gratitude to

.....

I am grateful to my friends for their encouragement and help especially to

.....

.....

Finally, I would like also to express my deepest gratitude for the constant support, emotional understanding and love that I received from my family

.....

.....

TABLE OF CONTENTS

REPORT CONFIRMATION AND APPROVAL	i
DECLARATION	ii
ACKNOWLEDGEMENTS	iii
ABSTRACT	iv
ABSTRAK	v
TABLE OF CONTENTS	vi
LIST OF TABLES	ix
LIST OF FIGURES	x
LIST OF ABBREVIATIONS	xi
LIST OF APPENDICES	xii
CHAPTER 1 INTRODUCTION	1
1.1 Introduction	1
1.2 Research Background	1
1.3 Problem Statement	1
1.4 Research Objectives	2
1.5 Research Scope	2
1.6 Report Outline	2
CHAPTER 2 LITERATURE REVIEW	3
2.1 Introduction	3
2.2 Before Writing Your Literature Review	3
2.2.1 Literature Topics	4

2.2.2	Main Body of Literature Review	4
2.3	Reference and Citation	5
2.3.1	Citation in Text	5
2.3.2	Reference List	5
2.4	Example Figures	5
2.5	Example Table	7
2.6	Example Equation	8
2.7	Chapter Summary	8
CHAPTER 3	RESEARCH METHODOLOGY	9
3.1	Introduction	9
3.2	Methods 1	9
3.3	Methods 2	10
3.4	Method 3	10
3.5	Chapter Summary	10
CHAPTER 4	RESULTS AND DISCUSSIONS	11
4.1	Introduction	11
4.2	Results and Discussion 1	11
4.3	Results and Discussions 2	12
4.4	Results and Discussions 3	12
4.5	Chapter Summary	12
CHAPTER 5	CONCLUSIONS	13
5.1	Introduction	13
5.2	Achievement of Project Objectives	13
5.3	Suggestions for Improvement and Future Works	13
5.4	Commercialization and/or Business Potential	13

REFERENCES	14
APPENDIX A: XXXXXXXXXXXX	15
APPENDIX B: XXXXXXXXXXXX	16

LIST OF TABLES

Table 2-1	Example Table 1 in Chapter 2	7
Table 3-1	Example Table 1 in Chapter 2	9

LIST OF FIGURES

- Figure 2-1 Caption for the first figure in Chapter 2. Maps of Malaysia (Herman and Ahmad, 2019) 5
- Figure 2-2 Caption for Figure 2 in Chapter 2. Please ensure the caption is suitable and reflect the content. 6
- Figure 4-1 Caption for Figure 1 in Chapter 4. Please ensure the caption is suitable and reflect the content. 11

LIST OF ABBREVIATIONS

Abbreviations

UMT	Universiti Malaysia Terengganu
ABB1	Abbreviation 1
ABB2	Abbreviation 2

should be related among them to show how they lead to the problem that is going to be isolated and treated by the researcher.

1.3 **Problem Statement**

Against the above background the research isolates the problem that he/she finds to be particularly crucial and needs to be looked into. Isolating the problem entails stating it in clear and specific terms, as much as possible at this initial stage. This delimitation helps the researcher to manage and deal with it effectively. Stating the problem of study could be said to involve stating “how things are” and “how they should be”. Or simply, “the situation is this or that and yet it ought to be like this or that”.

1.4 **Research Objectives**

The objectives of the research are:

- i. to ...
- ii. to ...
- iii. to ...

1.5 **Research Scope**

The scope of the study refers to the boundaries or limits within which the study needs to be kept. The reasons for such limits may be geographical, historical, ideological, person or any other. The researcher focuses on the precise issue he/she intends to consider. This helps the researcher to focus and exhaustive

1.6 **Report Outline**

Body of text here. Body of text here. Body of text here. Body of text here. Body of text here. Body of text here. Body of text here. Body of text here. Body of text here.

Body of text here Body of text here. Body of text here. Body of text here. Body of text here. Body of text here. Body of text here. Body of text here. Body of text here.

CHAPTER 2

LITERATURE REVIEW

2.1 Introduction

This chapter demonstrates your ability to review, and to report on relevant literature and past work on your given topic. A well written literature review, allows the reader to easily place the focus of your FYP project within the context of the wider academic community in your field; reports your critical review of the relevant literature; and identifies a gap within that literature that your research will attempt to address.

2.2 Before Writing Your Literature Review

What you need to do before writing your literature review:

- i. Find relevant literature on your FYP topic and follow streams of references
- ii. Identify important themes/ideas/theories/approaches to the topic that have emerged during your research on your respective FYP topic
- iii. Introduce ideas by themes/theory/approach/chronologically or any other appropriate structure but do not just list different authors' viewpoints
- iv. Introduce and explain each theme (or theory/approach), present evidence from readings (agreements/disagreements), critically commentate and relate to your own research

- v. Carefully note down each reference you intend to include in your literature review

Below is a simple structure for writing your literature review chapter.

2.2.1 Literature Topics

Literature topics may include:

- i. Why your FYP topic is important, is it an area of interest?
- ii. The scope of your review, describe what you will cover in this review. (e.g. Will you be reviewing other researchers work on the topic within a given time frame? And/or you will be reviewing current academic/industrial applications for similar problems you are trying to address? Is your FYP project industrial related? If yes, what products or software have been developed, what are their capabilities? What are the problems that you would be focusing and solving in your project?)

2.2.2 Main Body of Literature Review

This is the main body of literature review chapter; this section may include:

- i. Comparing and contrasting different theories, concepts as well as other possible aspects and indicating the position you are taking for your own work.
- ii. Identifying limitations in others work that creates the research gap for you.
- iii. Strategic and selective referencing (choose important references, not simply include everything you found under the sun) to support the underpinning arguments which form the basis of your research.
- iv. Synreporting and reformulating arguments from various sources to create new/more developed point of view.

- v. Agreeing with/defending a point of view or finding.
- vi. Accepting current viewpoints have some strengths but qualifying your position by highlighting weaknesses.
- vii. Rejecting a point of view with reasons (e.g. lack of evidence).
- viii. Making connections between sources.

2.3 Reference and Citation

Every reference quoted or cited in the research proposal must be included in the list of references and numbered accordingly. Citation is required for statement which expresses a fact that goes beyond the common knowledge. Number your references in the order that you cite them in the text; place the numbers in parentheses.

2.3.1 Citation in Text

An in-text citation is a reference made within the body of text of an academic essay. The in-text citation alerts the reader to a source that has informed your own writing. The exact format of an in-text citation will depend on the style you need to use, for example, APA. Check with *Buku Panduan PITA FTKKI* for details on how to write the in-text citation.

2.3.2 Reference List

A reference list lists only the sources you refer to in your writing. The purpose of the reference list is to allow your sources to be found by your reader. It also gives credit to authors you have consulted for their ideas

2.4 Example Figures

Figure 1.1 shows the.... Body of text here. Body of text here. Body of text here. Body of text here. Body of text here. Body of text here. Body of text here. Body of text here. Body of

text here. Body of text here. Body of text here Body of text here. Body of text here.
Body of text here. Body of text here. Body of text here. Body of text here. Body of
text here. Body of text here.



Figure 2-1 Caption for the first figure in Chapter 2. Maps of Malaysia (Herman
and Ahmad, 2019)

Body of text here. Body of text here. Body of text here. Body of text here. Body of
text here. Body of text here. Body of text here. Body of text here. Body of text here.
Body of text here Body of text here. Body of text here. Body of text here. Body of
text here. Body of text here. Body of text here. Body of text here. Body of text here.

Body of text here. Body of text here. Body of text here.....depicted in Figure 2-2.
Body of text here. Body of text here. Body of text here. Body of text here. Body of
text here. Body of text here. Body of text here. Body of text here. Body of text here.
Body of text here. Body of text here. Body of text here. Body of text here. Body of
text here. Body of text here. Body of text here. Body of text here. Body of text here.
Body of text here. Body of text here. Body of text here. Body of text here. Body of
text here. Body of text here. Body of text here. Body of text here. Body of text here.
Body of text here. Body of text here. Body of text here. Body of text here. Body of
text here. Body of text here. Body of text here. Body of text here. Body of text here.




Figure 2-2 Caption for Figure 2 in Chapter 2. Please ensure the caption is suitable and reflect the content.

Body of text here. Body of text here. Body of text here. Body of text here. Body of text here. Body of text here. Body of text here. Body of text here. Body of text here. Body of text here. Body of text here. Body of text here. Body of text here. Body of text here. Body of text here. Body of text here. Body of text here. Body of text here. Body of text here. Body of text here.

2.5 **Example Table**

Table 2.1 shows the.... Body of text here. Body of text here. Body of text here. Body of text here. Body of text here. Body of text here. Body of text here. Body of text here. Body of text here. Body of text here. Body of text here. Body of text here. Body of text here. Body of text here. Body of text here. Body of text here. Body of text here. Body of text here. Body of text here. Body of text here.

	Table 2-1	Example Table 1 in Chapter 2	
No.	Test 1	Test 2	Test 3
1	275.25	534.23	254.36
2	342.55	542.32	562.34
3	356.35	598.69	657.51

CHAPTER 4

RESULTS AND DISCUSSIONS

4.1 Introduction

Body of text here. Body of text here. Body of text here. Body of text here. Body of text here. Body of text here. Body of text here. Body of text here. Body of text here. Body of text here. Body of text here. Body of text here. Body of text here. Body of text here. Body of text here.

4.2 Results and Discussion 1

Body of text here. Body of text here. Body of text here. Body of text here. Body of text here. Body of text here. Body of text here. Body of text here. Body of text here. Body of text here. Body of text here. Body of text here. Body of text here. Body of text here. Body of text here.

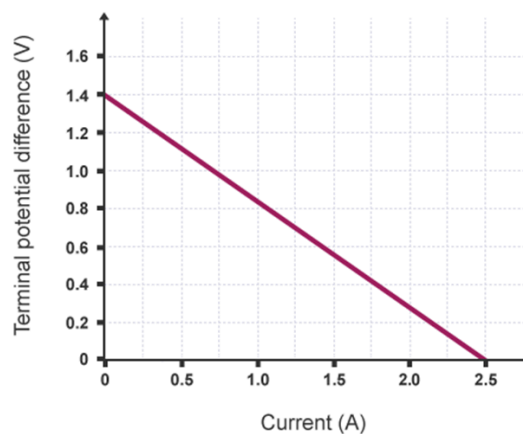


Figure 4-1 Caption for Figure 1 in Chapter 4. Please ensure the caption is suitable and reflect the content.

CHAPTER 5

CONCLUSIONS

5.1 Introduction

Body of text here. Body of text here. Body of text here. Body of text here. Body of text here.
Body of text here. Body of text here. Body of text here. Body of text here. Body of text here
Body of text here. Body of text here. Body of text here.

5.2 Achievement of Project Objectives

Body of text here. Body of text here. Body of text here. Body of text here. Body of text here.
Body of text here. Body of text here. Body of text here. Body of text here. Body of text here
Body of text here. Body of text here.

5.3 Suggestions for Improvement and Future Works


Body of text here. Body of text here. Body of text here. Body of text here. Body of text here.
Body of text here. Body of text here. Body of text here. Body of text here. Body of text here.
Body of text here. Body of text here. Body of text here. Body of text here. Body of text here.

REFERENCES

Refer to “Buku Panduan PITA FTKKI” section 3.14, page 30 for further description of references.

APPENDIX A: XXXXXXXXXXXX

APPENDIX B: XXXXXXXXXXXX



BIODATA OF THE AUTHOR

Name :
Nationality :
Permanent Address :
Telephone Number :
Email :
Education :
Award(s)/ Achievements :

LAPORAN TURNITIN

