




Year 1 - Term 3 Week 10

Sabbath Week This week will feature breaks from screen time and provide opportunities to rest and look after our mental wellbeing. Some tasks this week will offer a paper alternative to working online (indicated by green highlighting). Most tasks will still have online instructions via Seesaw, but have options to complete on paper. It is up to you whether you would like to present your work digitally or hand written. Take a break from screen time wherever possible! Friday will be a Sabbath Fun Day. No formal lessons are planned for this day. Happy Sabbath Week and happy final week of learning for Term 3!

	<p>Monday</p> <ul style="list-style-type: none"> If you are working remotely from home please register your attendance (once a day) at the following link: https://sites.google.com/dow.catholic.edu.au/sap-home-learning-hub/classwork/year-1 	<p>Tuesday</p> <ul style="list-style-type: none"> If you are working remotely from home please register your attendance (once a day) at the following link: https://sites.google.com/dow.catholic.edu.au/sap-home-learning-hub/classwork/year-1 	<p>Wednesday</p> <ul style="list-style-type: none"> If you are working remotely from home please register your attendance (once a day) at the following link: https://sites.google.com/dow.catholic.edu.au/sap-home-learning-hub/classwork/year-1 	<p>Thursday</p> <ul style="list-style-type: none"> If you are working remotely from home please register your attendance (once a day) at the following link: https://sites.google.com/dow.catholic.edu.au/sap-home-learning-hub/classwork/year-1 	<p>Friday</p> <ul style="list-style-type: none"> If you are working remotely from home please register your attendance (once a day) at the following link: https://sites.google.com/dow.catholic.edu.au/sap-home-learning-hub/classwork/year-1
<p>First Session</p>	<p>English</p> <p>Spelling Focus: oo/ew/ue/u_e Find the activity on Seesaw called 'Long U Short U Sort.' On the slides, there are voice instructions for if you would rather complete this task on</p>	<p>English</p> <p>Spelling Focus oo/ew/ue/u_e Long U Word Search Complete the Long U word search activity on Seesaw. A PDF version of the word search has also been</p>	<p>Zoom Video Call 1 RED ONLY!!!! Join 1 Red and Mrs Fiatarone on a Zoom video call at 9:30am. For today's activity you will need a pencil and some pieces of paper.</p>	<p>Zoom Video Call 1 WHITE ONLY!!!! Join 1 White and Mrs Knight on a Zoom video call at 9:30am. For today's activity you will need a pencil and some pieces of paper.</p>	<p>Sabbath Fun Day!!!</p> 



paper.



Reading:

Read a book from the level allocated to you on Sunshine Online. On paper, draw a picture of your favourite part of the story.



Writing Focus: Write about you!

Find the activity on Seesaw called 'Who Could it Be?' Using all of the skills you have learnt this term, write a description of yourself and upload a photo or draw a picture. Include adjectives and commas in your writing. Your teacher will read your description during our zoom this week to see if your

uploaded if you are able to print from home and would prefer to complete the task on paper offline. To print, be sure to open the **printable version on Seesaw** and click 'View Original' to have a print option.



Reading:

Read a book from the level allocated to you on Sunshine Online. On paper, give your book a score out of 10 and write why you chose this score. 10/10 is fantastic. 1/10 is not very good.



Writing Focus: Interesting Vocabulary

Game: Can you guess your classmates from Monday's descriptive writing task?, followed by a drawing challenge.

Click the link below (or on Seesaw) to access your class zoom session:

1Red:

<https://dowcatholic.zoom.us/j/65047022249>

Meeting ID: 65047022249



English

Spelling Focus

oo/ew/ue/u_e

Revision: Long A and Long U (Digital Board Game.)

Find the game on Seesaw called 'Long A and Long U Game.' A PDF version of the game has also been uploaded if you are able

Game: Can you guess your classmates from Monday's descriptive writing task?, followed by a drawing challenge.

Click the link below (or on Seesaw) to access your class zoom session:

1White:

<https://dowcatholic.zoom.us/j/62522984331>

Meeting ID: 62522984331



English

Spelling Focus

oo/ew/ue/u_e

Revision: Long A Vs Long U (Snake Digital Board Game).

Find the game on Seesaw called 'Long A and Long U Snakes and Ladders.' A PDF version of the game

Sabbath Fun Games

(Optional): Spend some time playing some games this morning by yourself or with your family members. Play a board game or a card game with your family. Whilst we would prefer you to play some real-life board games, there are some digital games on Seesaw if you'd like to play online. You will find **Boggle** and a **Mr Squiggle** drawing game on Seesaw.



Growth Mindset

Colouring (optional): Find the colouring stencils on Seesaw. Either decorate online or print and colour



classmates can guess who you are! On the last slide you have the option to complete the writing task on paper. If you choose to do it on paper, take a photo of your writing and send it to your teacher when you are done so she will have it ready for our zoom guessing game.



Find the activity on Seesaw called 'Interesting Words.' Look at the list of banned words and try to think of more interesting vocabulary to write a description of a jungle elephant.

On the last slide you have the option to complete the writing task on paper if you would prefer.



to print from home and would prefer to play offline. To print, be sure to **open the printable version on Seesaw** and click 'View Original' to have a print option.



Reading:


Read a book from the level allocated to you on Sunshine Online. On paper, write down 5 interesting words from your book. Can you write one of these words in a sentence?



Writing Focus: The 5 Senses

Find the activity on Seesaw called 'The 5 Senses - Describe a Place.' Practise using the 5 senses to write

has also been uploaded if you are able to print from home and would prefer to play offline. To print, be sure to **open the printable version on Seesaw** and click 'View Original' to have a print option.



Reading:

Read a book from the level allocated to you on Sunshine Online. On paper, draw a picture of your favourite character in the story.



Writing Focus: Free Choice!

Find the activity on Seesaw called 'Free Choice Descriptive Writing.' Using all of the skills you have learnt this term, write a description about something of your

if you have a printer. To print, be sure to **open the printable version on Seesaw** and click 'View Original' to have a print option.



Reading Focus:



Read anything you like today, just for enjoyment!

Sabbath choice Grid:

Spend some time today doing an activity that brings you pleasure or joy. See Seesaw for some activity ideas.





			<p>a description of an ice-cream parlour. Watch the examples on the first few slides so you understand how to use the 5 senses effectively in your writing today! On the last slide, you have the option to complete the writing task on paper if you would prefer.</p> 	<p>choice: a place/setting, a character, a person, an event or an object. Include adjectives, commas and the 5 senses in your writing. If you can't think of something to describe, there are lots of suggestions on the slides. On the last slide, you have the option to complete the writing task on paper if you would prefer.</p> 	
Break					
Second Session	<p>Mathematics</p> <p>Number sense <u>Outdoor Number line</u></p> <p>Draw a number line with chalk on the ground and practise skip counting by jumping along the number</p>	<p>Mathematics</p> <p>Number sense <u>Connect Four</u></p> <p>Draw a large grid board on the ground, and then use different objects for each player. It could be stones</p>	<p>Mathematics</p> <p>Number sense <u>Number Line Race</u></p> <p>Draw a long number line with chalk on the ground. Each player has a coloured rock/ stick etc.</p>	<p>Mathematics</p> <p>Number sense <u>Directions</u></p> <p>Direct a family member around your house or back yard using positional language (turn left, move</p>	



line by 2's and 5's. Try to count backwards too as you jump back along the numberline.

TOPIC- Revision Addition / Subtraction



<https://toytheater.com/dice/>

Roll 2 dice and practise 'counting on' from the largest number rolled to find the total.

First, roll 2 dice to make a two digit number and write this down. Then roll just one die to make your second number e.g. $64 + 5 =$

Repeat this activity 5 times, writing down each of the number sentences made.

Repeat the activity for subtraction. Make sure you

or sticks. Put one on at a time, and try to get four in row. You can actually have more than 2 players if you want as well.

TOPIC- Revision Division

Lots Of Legs



Read the questions and on a piece of paper draw pictures to help you solve the problem.

There are 20 legs. How many cats? _____

There are 12 eyes. How many faces? _____

There are 16 legs. How many spiders? _____

Everyone starts at the beginning of the line. The first player rolls a die and moves their stone along the line to that point e.g.5. Then the other players have a go. You simply count on from the number you are standing on number of spaces shown on the die. Keep going and the winner is the player that reaches the end of your numberline first.



<https://toytheater.com/dice/>

TOPIC-Revision Chance

forward one step, turn right and move forwards 3 steps.)

TOPIC- Revision Doubles and Doubles Plus 1



<https://toytheater.com/dice/>

Roll 2 dice and add them together e.g. $3 + 5 = 8$. Write down the numeral (8) and it's double (16). You can use the dice to help you, simply count on from the number as you count the dots on the dice e.g

Start at 8.....count on pointing to all the dots on the 2 dice rolled,

9,10,11,12,13,14,15,16

'Double 8 is 16'

Repeat this activity 5 times.

Then repeat the captivity again but after doubling the number, plus 1. Do this 5 times.

Religion - Whole School Liturgy

Find the link on Seesaw to watch our school World Day of Prayer for the Care for Creation Liturgy.




To all our Year 1 Parents, Thank you for helping your child complete their distance learning activities during the school closure and for being a great partner with us. All of your support and hard work did not go unnoticed and we really appreciated it.



write the LARGEST 2 digit number FIRST e.g 81-6=

Religion- The Season of Creation

God's master Piece



See Seesaw for details.

Library

Find the Week 10 activity for library on Seesaw. Play a fun character guessing game for Sabbath Week. For the grid on the last slides, write your answers on a piece of paper before revealing the answers!

There are 15 leaves. How many three-leaf clovers?

Brain Break

Creation Book Shelf



You could listen to one of these stories outside.

Religion - The Season of Creation

Earth Protector



Play Scissors, Paper, Rock with a family member. Play 20 times and record the results with tally marks after each game
Scissors-
Paper-
Rock-
Write down 2 things you noticed from the results.
E.g. Rocks happened the most times.

Religion - The Season of Creation

Snapshots of Creation

Draw pictures or take photos of:

Brain Break

Nature Art

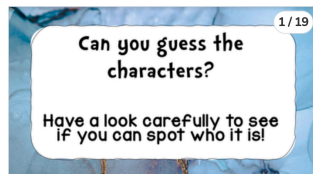


Spring is in the air, the sun is shining and it's important to play outside in the fresh air. Go into the garden or on a walk and collect objects such as, leaves, flowers, grass, sticks, twigs, feathers, small pebbles or rocks, shells etc.

Create a picture/ pattern with everything you've collected.

Religion - The Season of Creation


Listen to Mrs Knight read a story about caring for God's





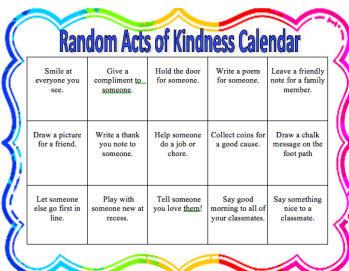
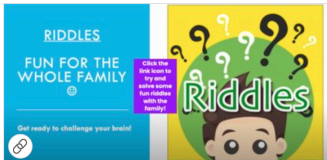

On a piece of paper write:
My superhero name is:
I care for the earth by:
I care for people when I:
I care for animals when I:
I care for the air by:

- * Something that makes you feel happy. Praise God for his goodness.
- * The sky that shows us God's glory. Thank God for the gift of creation.
- * Flowers - Thank God for his care for you.
- * Something you have created. God created us to create, so be proud of yourself.
- * Something or somewhere peaceful. Take time to rest in God's presence.
- * Do a leaf rubbing by placing paper on top of a leaf and evenly colouring over the top with crayon. Pray for a person that needs God's healing.

Creation. You might want to listen to the story outside so you can enjoy God's creation at the same time.





Break					
Third Session	<p>Sabbath Activity <u>Nature Insects</u></p> <p>Create your own insect from natural materials.</p>  <p>See Seesaw if you need more information.</p>	<p>Sabbath Activity - Book Trivia</p> <p>Have a piece of paper handy and see how you go with some Book Trivia! Grab the whole family and try the 20 trivia questions relating to kids books and movies. Pause the video at each question to write down your answers. Good luck! The link to the trivia video is on Seesaw.</p> 	<p>Sabbath Activity- Random Acts of Kindness</p> <p>People are a part of God's Creation and we need to look after one another too.</p> 	<p>Sabbath Activity - Riddles</p> <p>Have a piece of paper handy and see how you go with some riddles! Grab the whole family and try to work out the answers to these tricky riddles. Pause the video at each question to write down your answers. Good luck! The link to the riddles video is on Seesaw.</p> 	<p>Sabbath Activity <u>Nature Names</u></p>  <p>Using natural materials, make your the names of special people in your life and send them a photo to let them know you are thinking of them.</p>



St Anthony's Picton
A Catholic Parish Primary School Diocese of Wollongong

Growing in respect and honesty

--	--	--	--	--	--

Class Codes:

:

: