

We are looking for a front-end developer who can convert our Figma designs to next.js without using plugins. We'll need the code for desktop, mobile, and tablet.

There are also animations within the design that we'll need converted to code. We can review how the animations should work on a call, but below is an explanation. All videos and images will be supplied before kickoff if needed.

Final deliverable: Code for figma designs in next.js for desktop/phone/tablet that includes animations.

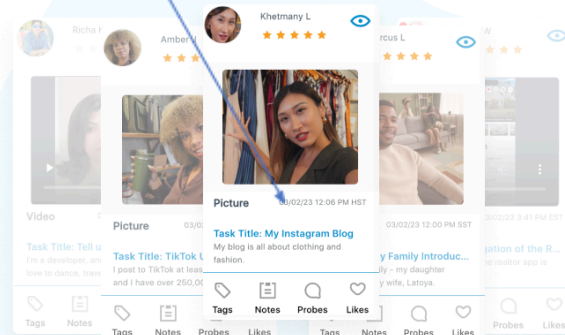
Explanation of Animations

- 1) The word Customer will transition to Users, Employees, and Consumers similar to: <https://www.remesh.ai/>
- 2) Participants should be able to scroll through these images on all devices. It will not auto scroll, users will have to use their mouse on desktop and finger on tablet/mobile.

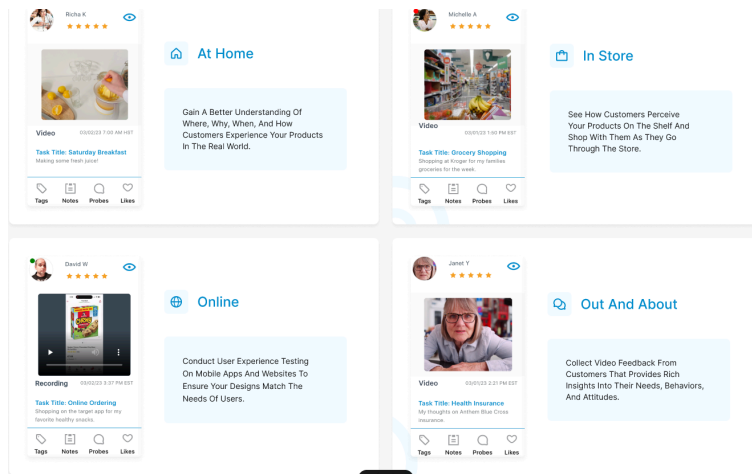
Great Customer Experiences Start with Great Research

Capture any touchpoint along the customer journey and unearth context-rich insights that pave the way for exceptional experiences

Request Demo



- 3) When the user reaches this section, the top left video will auto-play. Once it stops, the top right video will autoplay, then bottom left, and last will be bottom right. Each video is 7-8 seconds.
 - a. On mobile devices the user should be able to manually scroll through these videos with their finger.
 - b. Examples of auto-playing video: <https://site.voxpopme.com/>, <https://www.lookback.com/>



4) This video will automatically play when the user reaches this section.

Harness the Power of in-the-Moment Research

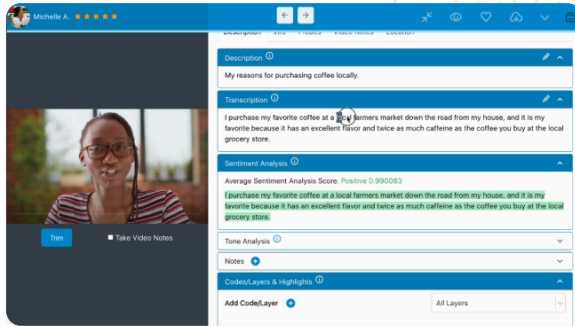
Most research methods rely on participants to recall experiences from memory, while EthOS brings researchers into the moments they're studying and closer to the truth.

Take your research out of the lab and into the everyday lives of your customers to unearth pain points and opportunities to innovate that only arise in real-world situations.

Take a video telling us what you think of the food when it arrives today:

The image shows a woman sitting in a hospital bed, eating a meal. A play button overlay is visible on the video, indicating it is ready to be played. A blue arrow points from the text '4) This video will automatically play when the user reaches this section.' to the play button.

5) This video will also automatically play when the user reaches this section.



Accelerate Your Speed to Insight

Recruit your own participants or have our team recruit for you with 48-hour turnaround times.

Build a project in a fraction of the time it takes to program a survey.

Launch unmoderated studies or dig into experiences by asking follow-up probing questions.

Leverage auto-transcriptions, AI, and out-of-the-box reports to extract themes, pinpoint frustrations, and discover ways to innovate.

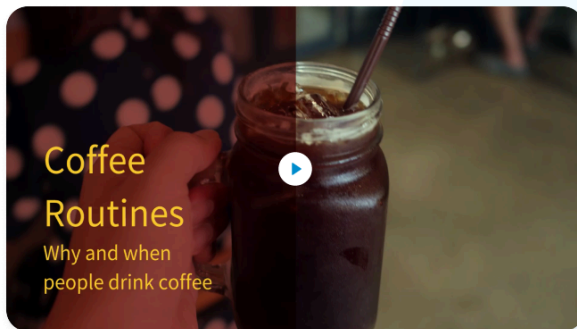
6) This will NOT automatically play. The user will need to click on the video to play it.

a. Example: <https://site.voxpopme.com/agile-qualitative/>



Foster a Customer Centric Culture Throughout Your Organization

Combine video snippets, quotes, and images into digestible reels that resonate with stakeholders and impact decisions.



7) The logos will automatically scroll when the user reaches this section.

SUNTORY

BOSCH

Lysol

THE UNIVERSITY OF ALABAMA

TAKASAGO

WD-40 COMPANY

8) The Request Demo button should always be in the user's view as they scroll similar to <https://www.usertesting.com/>.

[Solutions ▾](#)[Company ▾](#)[Resources ▾](#)[→ Login](#)[📅 Request Demo](#)

Figma files were supplied upon getting a bid back. No emails or calls outside of this platform will be considered.