




# Medway Elementary School

## Grade 3

### Remote Learning Schedule - Week of June 1, 2020

	Monday	Tuesday	Wednesday	Thursday	Friday
<b>Morning Meeting</b>	Morning Meeting will be held each day from 9-9:20am. Classroom Teachers will host morning meeting 4 days a week and a guest specialist will host one morning a week. Classroom teachers will meet with small groups of students each day during one of the following times : <b>9:30-10</b> , <b>10:10-10:40</b> .				
<b>ELA</b> 	<b>Learning Target:</b> I can identify the moral or lesson in a fable or folktale story.	<b>Learning Target:</b> I can identify the story elements such as the setting, problem, and resolution in a fable or folktale.	<b>Learning Target:</b> I can determine how the characters' actions affect the series of events in a story.	<b>Learning Target:</b> I can determine how the characters' actions affect the series of events in a story.	<b>Independent Learning</b>
	<b>Must Do:</b> <b>Lesson #1</b>  1. Watch this <a href="#">video</a> about identifying a lesson or moral.  2. Follow the directions in the Reading Response Log for <b>Lesson #1</b> in Google Classroom.  <i>*ALSO, read for 30 minutes and fill out your digital Reading Log that can also be found in Google Classroom for credit.</i>	<b>Must Do:</b> <b>Lesson #2</b>  1. Watch this <a href="#">video</a> about identifying story elements in a fable or folktale. 2. Listen to this read aloud of <a href="#">The Lion and the Mouse</a> . 3. Follow the directions in the Reading Response Log for <b>Lesson #2</b> in Google Classroom.  <i>*ALSO, read for 30 minutes and fill out your digital Reading Log that can also be found in Google Classroom for credit.</i>	<b>Must Do:</b> <b>Lesson #3</b>  1. Watch this <a href="#">video</a> about determining how a character's actions affect the sequence of events in a story. 2. Choose a fable on Epic to read. Follow the directions in the Reading Response Log for <b>Lesson #3</b> in Google Classroom.  <i>*ALSO, read for 30 minutes and fill out your digital Reading Log that can also be found in</i>	<b>Must Do:</b> <b>Lesson #4</b>  1. Follow the directions in the Reading Response Log for <b>Lesson #4</b> in Google Classroom.  <i>*ALSO, read for 30 minutes and fill out your digital Reading Log that can also be found in Google Classroom for credit. By the end of this week you should have 4 new entries added.</i>	<b>Must Do:</b> <i>*Complete all must do's for the week for Lessons 1-4!</i>  <i>*ALSO, read for 30 minutes and fill out your digital Reading Log that can also be found in Google Classroom for credit. By the end of this week you should have 4 new entries added.</i>

			Google Classroom for credit. By the end of this week you should have 4 new entries added.		
	<p><b>Can Do's - In any order!</b></p> <ul style="list-style-type: none"><li>• iReady Reading Pathway</li><li>• Find a new reading spot today in your house or outside!</li><li>• Write down some new reading goals for the month of June!<ul style="list-style-type: none"><li>• Read a book to a family member or pet</li></ul></li><li>• Draw a scene or character from a book you are reading</li></ul>				
<b>Break - Grab a snack, get some fresh air and check in with your adults</b>					
<b>Math</b> 	<b>Learning Target:</b>  I can calculate the area of a shape.	<b>Learning Target:</b>  I can calculate the perimeter of a shape.	<b>Learning Target:</b>  I can calculate the perimeter of a shape with unknown side lengths.	<b>Learning Target:</b>  I can calculate the area and perimeter of a given shape.	<b>Independent Learning:</b>
	<p><b>Must Do:</b></p> <p>***Scrap paper required.***</p> <p>1. Watch this <a href="#">video</a> to review finding area.</p> <p>2. Complete <a href="#">Comprehension Check</a> assigned on iReady for Lesson 14.</p> <p>3. Complete 15 minutes of <a href="#">My Path on iReady</a>.</p>	<p><b>Must Do:</b></p> <p>***Scrap paper required.***</p> <p>1. Watch this <a href="#">video</a> about calculating the perimeter of a shape.</p> <p>2. Complete the assignment "Finding Perimeter" on <a href="#">Google Classroom</a>.</p> <p>3. Complete 15 minutes of <a href="#">My Path on iReady</a>.</p>	<p><b>Must Do:</b></p> <p>***Scrap paper required.***</p> <p>1. Watch this <a href="#">video</a> about calculating the perimeter of a shape with unknown sides.</p> <p>2. Complete the Assignment "Unknown Side Lengths." <a href="#">Unknown Side Length Practice</a></p>	<p><b>Must Do:</b></p> <p>1. Complete <a href="#">Comprehension Check</a> assigned on iReady Lesson 32.</p> <p>2. Complete 15 minutes of <a href="#">iReady My Path</a>.</p>	<p><i>Double check to make sure you have completed all assignments in Google Classroom.</i></p> <p><i>Check to make sure you have completed Comprehension checks for Monday and Thursday in IReady.</i></p>

		<p><b>Can Do:</b> Do in any order!</p> <p><b>*If you need extra help understanding Area, watch one or both of these videos:</b> <a href="#">Intro to Area Khan Academy/Two Ways to Find Area</a></p> <p><b>*<a href="#">Find a Math Go Noodle for a Movement Break</a></b></p> <p><b>*<a href="#">Perimeter Climber Game</a></b></p> <p><b>*<a href="#">Area and Perimeter on Getepic</a> (song)</b></p> <p><b>*<a href="#">Book about Area</a> (Getepic.com)</b></p>			
Break					
<b>Writing &amp; Science</b> 	Science	Writing	Science	Writing	Science
	Learning Target:  Understand the different forces around us.	<b>Learning Target:</b> I can write a letter to the upcoming 3rd graders at Memorial School.	Learning Target:  Understand the force of friction on the playground.	<b>Learning Target:</b> I can write a letter to my future 4th grade teacher.	Learning Target:  Test which materials have the most friction and which materials have the least friction.
	1. Watch <a href="#">this read aloud video</a>  2. Choose 2 books from the Epic collection I sent to your mailbox called	<b>Must Do:</b> 1. <a href="#">Watch this video</a> 2. Once you finish the video, go to your Google Classroom. Click on the Classwork tab at the	3. Watch <a href="#">this video about friction on playground slides</a> .  4. Complete the Google Classroom assignment called	<b>Must Do:</b> 1. Watch this <a href="#">video</a> 2. Once you finish the video, go to your Google Classroom. Click on the Classwork tab	3. <a href="#">Watch this video on creating a slide</a> .  4. Complete the Google Classroom assignment Creating a Slide.

	Forces & Interactions	top. Then follow the directions for <b>Lesson 1</b> in your <b>Student WRITING Journal</b> .	Friction on Slides.	at the top. Then follow the directions for <b>Lesson2</b> in your <b>Student WRITING Journal</b> .	
<b>Special Subject</b>	<b>Music</b>  Watch our <a href="#">video lesson</a> and then head to the <a href="#">Chrome Music Lab</a> to experiment with Melody Maker. No Seesaw this week.	<b>Art Masterpiece Reproduction Challenge</b>  Watch this: <a href="#">Masterpiece Intro</a> Look at these : <a href="#">Sample Masterpieces and Reproductions</a> Pick one of these famous pieces of art and reproduce it with what you find at home. You can use objects, living things, or art materials. Post a picture of the original art and your reproduction on Seesaw.  <b>READ THE DROP IN DESCRIPTIONS FOR MATERIALS AND CLICK ON SAMPLE LINKS TO KNOW WHAT WE ARE DOING ON EACH DAY!</b>	<b>Library</b> Watch <a href="#">today's read aloud</a> ! Then, head to <a href="#">the Seesaw</a> for an activity.  Love, Ms. Selwyn  Directions for logging onto the Seesaw are <a href="#">here</a> . If you have questions, please reach out to Ms. Selwyn at <a href="mailto:ksewyn@medwayschools.org">ksewyn@medwayschools.org</a>	<b>Health</b> Let's be active! Watch <a href="#">this video</a> to learn why exercise and physical activity is so important.  Create a goal to be physically active and share your work with me on <a href="#">Seesaw</a> !  Love, Mrs. Keleher	<b>PE</b> <a href="#">Frisbee Games</a> , watch the video, then go to the <a href="https://app.seesaw.me/#Seesaw">https://app.seesaw.me/#Seesaw</a> for more directions.
<b>Lunch and Outside Time</b>					
<b>Choice Board</b>	<a href="#">Pick at least one activity to participate in this afternoon and/or join a live-drop in session!</a>	<a href="#">Pick at least one activity to participate in this afternoon and/or join a live-drop in session!</a>	<a href="#">Pick at least one activity to participate in this afternoon and/or join a live-drop in session!</a>	<a href="#">Pick at least one activity to participate in this afternoon and/or join a live-drop in session!</a>	<a href="#">Pick at least one activity to participate in this afternoon and/or join a live-drop in session!</a>
<b>Live Popin Lessons this</b>	<b>MUSIC:</b>  Monday 2-2:20 Music storytime and	<b>ART:</b> <b>Monday 1:20 - 1:40</b> <b>Picasso Self Portraits:</b> bring a pencil, paper, eraser,	<b>LIBRARY</b> Tuesday, 2:40-3:00 <i>Flora and Ulysses</i> -- An ordinary girl finds a	<b>HEALTH</b> BOKS Exercise Class Tues & Thurs 8:00-8:20	<b>PE</b> <b>M-W-F</b> <b>8:00-8:20</b>

<b>week:</b>	<p>Busted</p> <p>Tuesday 2-2:20 Melody Maker sharing</p> <p>Wednesday 2:20-2:40 Chorus</p>	<p>something to add color.</p> <p><b>Tuesday 1:20 - 1:40</b> <b>VanGogh Home Portraits:</b> bring a pencil, paper, eraser, something to add color.</p> <p><b>Wednesday 1:20 - 1:40</b> <b>Kandinsky Shapes:</b> bring a pencil, paper, eraser, something to add color.</p> <p><a href="#">samples for all drop ins</a></p> <p>Post to Seesaw.</p>	<p>squirrel... With superpowers?? What could happen next? Join us every Tuesday to find out!</p> <p>Wednesday, 2:00-2:20 Picture Book Party!</p> <p>Friday, 2:00-2:20 <i>Sideways Stories from Wayside School</i> -- Short stories all about a <u>really</u> wacky school. What silliness will the students get into next time? Find out every Friday!</p>		
--------------	--	---	--	--	--