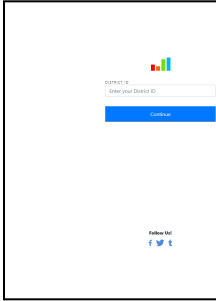

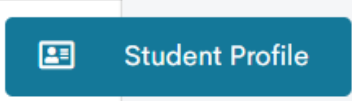
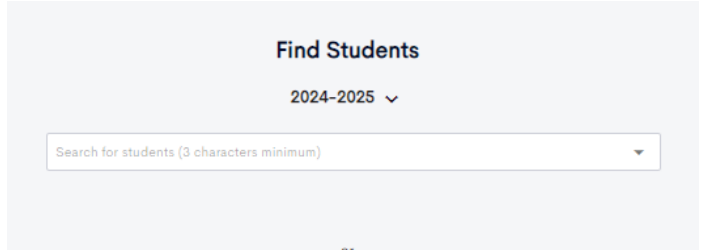
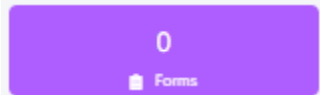
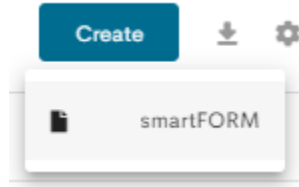
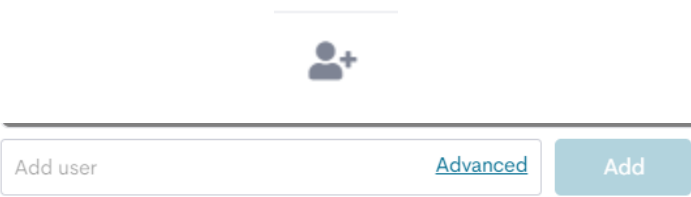


eduCLIMBER | TST Referral and Student Success Plan

Directions	Visual Help
<ol style="list-style-type: none"> 1. Login to eduCLIMBER <ul style="list-style-type: none"> Site ID: 1729 	 
Creating Forms	
<ol style="list-style-type: none"> 2. Select the Student Profile icon on the left sidebar. 	
<ol style="list-style-type: none"> 3. Search for the student. 	
<ol style="list-style-type: none"> 3. Select "Forms". 	
<ol style="list-style-type: none"> 4. Choose "Create" and select "smartFORM". <ul style="list-style-type: none"> Form Template: <ul style="list-style-type: none"> FY25 TST Referral and Student Success Plan Form Name: <ul style="list-style-type: none"> Last Name, First Name FY25 TST Referral and Student Success Plan 	

	<div><div>Create smartFORM</div><div><div></div></div><div>Form Template</div><div>FY25 TST Referral/Student Success Plan</div><div>Form Name</div><div>Last Name, First Name FY25 TST Referral and Student Su64 / 100</div><div>Folder (Optional)</div><div></div><div>CancelSave</div></div>
5. Select "Save".	<div>Save</div>
Completing the Student Success Plan	
1. Select the Student Profile icon on the left sidebar.	<div>Student Profile</div>
2. Search for the student.	<div><div>Find Students</div><div>2024-2025</div><div>Search for students (3 characters minimum)</div></div>
3. Select "Forms".	<div>0Forms</div>
4. Open the FY25 TST Referral and Student Success Plan by double clicking on the form title.	<div><div>RecentsMy smartFORMSShared with MeStudent FormsFor</div><div>All ColumnsSearch</div><div><div><input type="checkbox"/></div>Form Name</div><div><div><input type="checkbox"/></div><div>Last Name, First Name FY25 TST Referral/Student Success Plan-</div></div></div>

<p>4. Share the TST Referral and Student Success Form with the TST Facilitator by selecting the share icon. Find the TST Facilitator using the “Add User” box and select “Add”.</p>	
<p>4. Referring teacher begins the referral by completing the sections listed below:</p> <ul style="list-style-type: none"> • Student Information • Referral, Teacher Support Team, and Focus <ul style="list-style-type: none"> ◦ Checking Reading, Math, Behavior/Social Emotional Learning, and/or Attendance will open the goals. • Parent Input 	<p>FY25 Teacher Support Team Referral and Student Success Plan</p>
<p>5. Teacher and Teacher support team complete the sections listed below for the focus area selected--Reading, Math, Behavior/Social Emotional Learning, and Attendance</p> <ul style="list-style-type: none"> ◦ Begin Goal 1 ◦ When Goal 1 is complete, begin Goal 2 ◦ When Goal 2 is complete, begin Goal 3 	<p>FY25 Teacher Support Team Referral and Student Success Plan</p>
<p>6. After goals have been met or the plan is complete for the year, complete the Progress and Review Notes section.</p>	<p>FY25 Teacher Support Team Referral and Student Success Plan</p>