



Help! I can't open my Yahoo Mail...CSU Mentor...Turn It In.

Here's the solution for Google Chrome

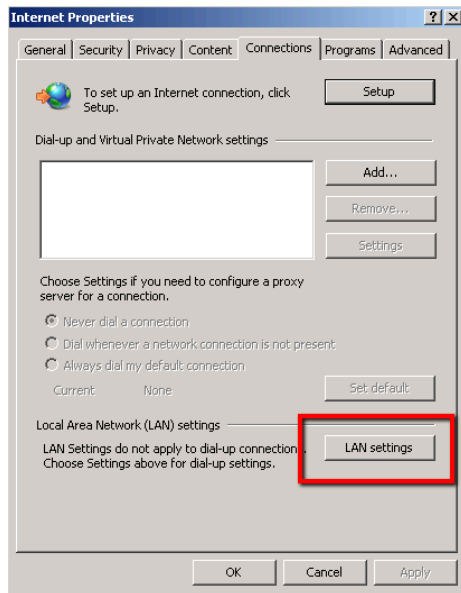
Use the  or  symbols to open the SETTINGS Tab. Scroll to the bottom of the page and open Show Advanced Settings. The 9th option down the page will be to change the Network Proxy Settings

Network

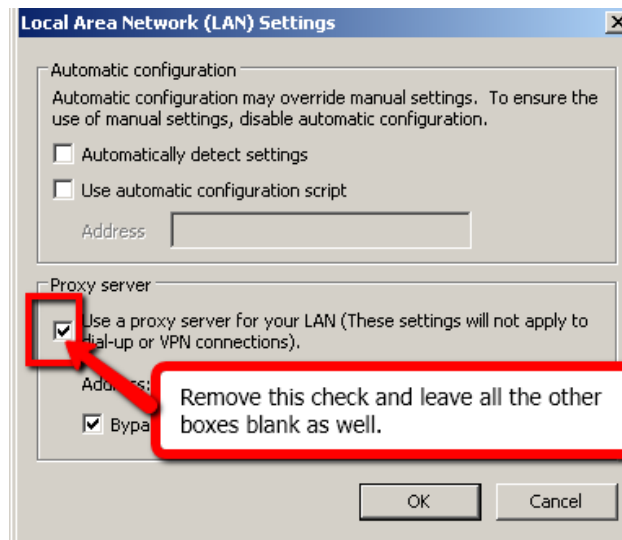
Google Chrome is using your computer's system proxy settings to connect to the network.

[Change proxy settings...](#)

This opens up a window that looks like this.



Click on LAN settings and uncheck the box with the check mark.



Click OK on both screens then return to the page trying to access.

you were



For Internet Explorer, use the Tools menu to select Internet Options and open the tab for Connections

then follow the directions above.



Firefox use the Tools and Options menu, Network tab and

Connections settings and uncheck any boxes..