Parts of the Cello

Let's get to know the names of the various parts of the cello, starting from the top and working our way downwards.

The Pegs and the Scroll

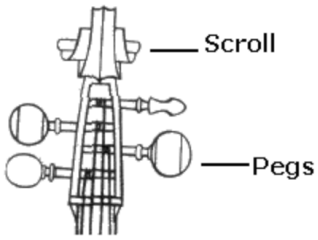

The **scroll** is the ornamental curve at the very top of the instrument. The **pegs** are used for tuning the instrument. The four strings are each wrapped around a peg. Turning the peg raises or lowers the pitch of the string.

The Neck and the Fingerboard

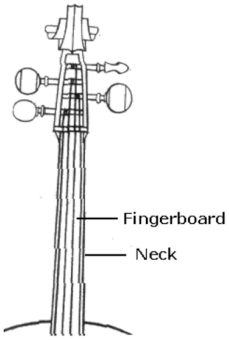

The terms '**fingerboard'** and '**neck**' both refer to the long piece of wood coming off the main body of the cello. The neck refers to the entire length in a general sense, whereas the fingerboard refers specifically to the black front of the neck - the fingers push the string down onto the fingerboard to change the note.

The Bridge and the F Holes

The **bridge** is the small piece of wood that holds the strings in tension away from the body of the instrument. The **f-holes** are the f-shaped holes in the body of the cello that allow the wood around them to vibrate more freely.

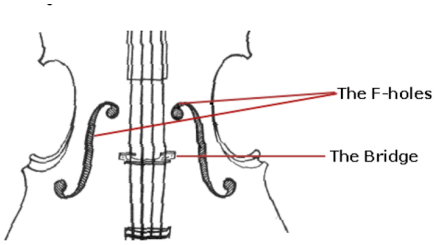

The Tailpiece and End Pin (or spike)

The **tailpiece** is the black plastic (or sometimes metal) object that holds the strings at the bottom of the cello. It also holds the cello's **fine tuners** (the small screws at the top of the tailpiece) that tighten and loosen to more finely tune the cello once it has been tuned by the pegs.

The **end pin** (or spike) is the sharp metal object underneath the cello. It is used to rest the cello on the ground and adjust the cello to the correct height for the player.

