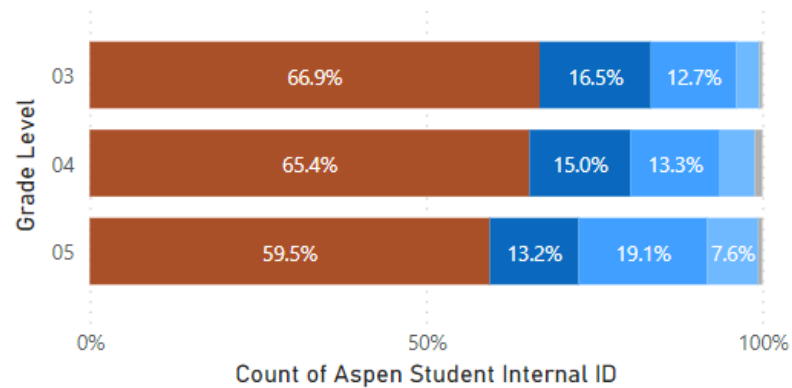


Overall FOSS Test Usage Among All Enrolled Students

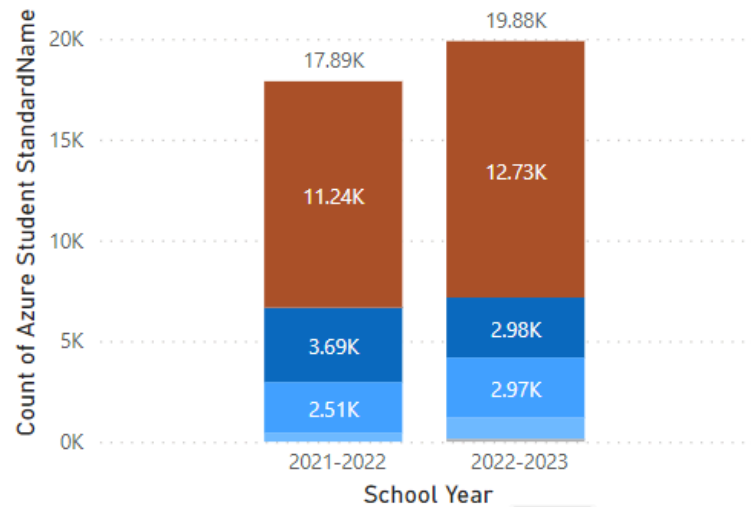
% of Students by Grade Level and Region

FOSS Test Count... 0 1-2 3-5 6-10 More Than 10



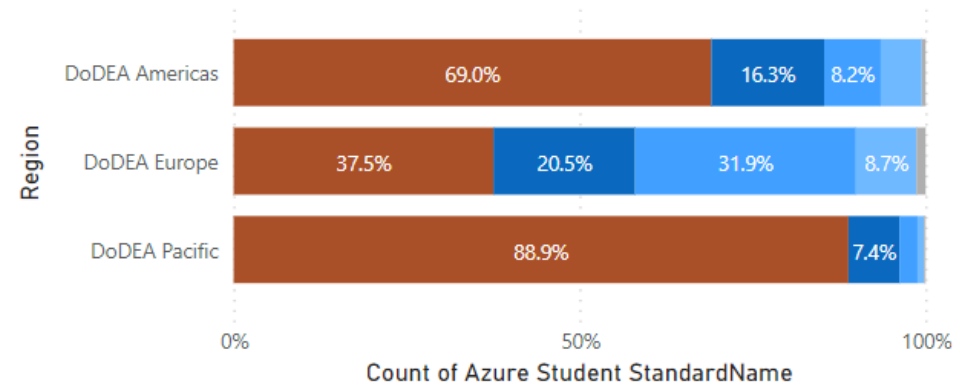
of Students by Year, Quarter, Month, Day and Region

FOSS Test Cou... 0 1-2 3-5 6-10 More Than 10



% of Students by Grade Level and Region

FOSS Test Count (gro... 0 1-2 3-5 6-10 More Than 10



FOSS Test Count (groups)	2022-2023	Total
0	12728	12728
1-2	2976	2976
3-5	2971	2971
6-10	1065	1065
More Than 10	144	144
Total	19884	19884

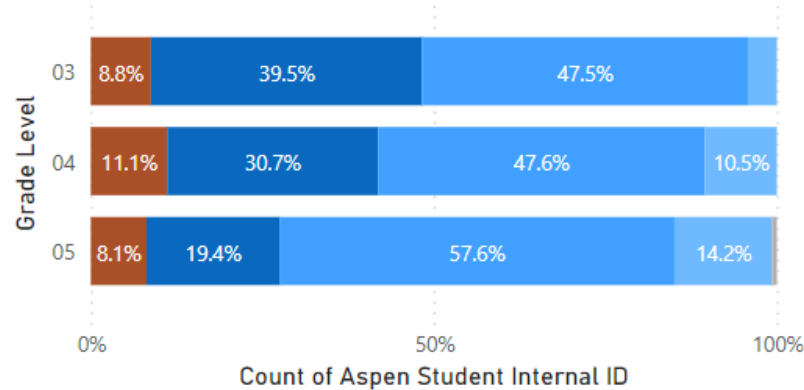
FOSS Test Count (groups)	DoDEA Americas	DoDEA Europe	DoDEA Pacific	Total
0	4429	2683	5616	12728
1-2	1047	1464	465	2976
3-5	525	2281	165	2971
6-10	381	624	60	1065
More Than 10	35	95	14	144
Total	6417	7147	6320	19884

Europe East

Overall FOSS Test Usage Among All Enrolled Students

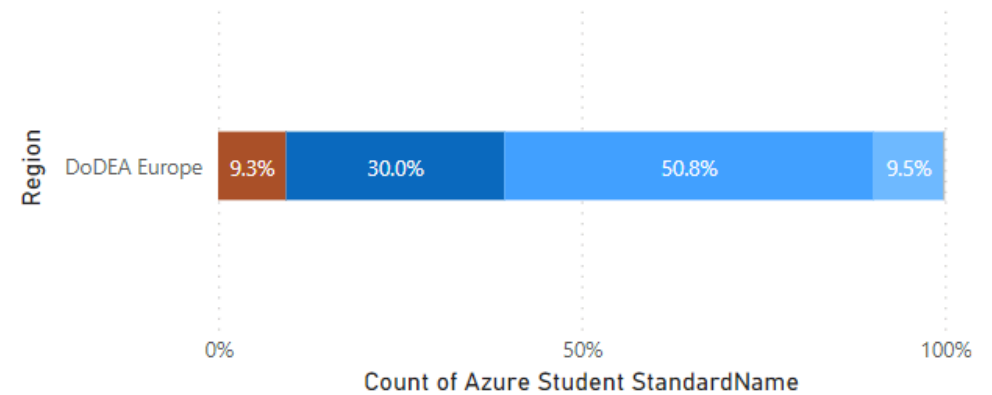
% of Students by Grade Level and Region

FOSS Test Count... 0 1-2 3-5 6-10 More Than 10



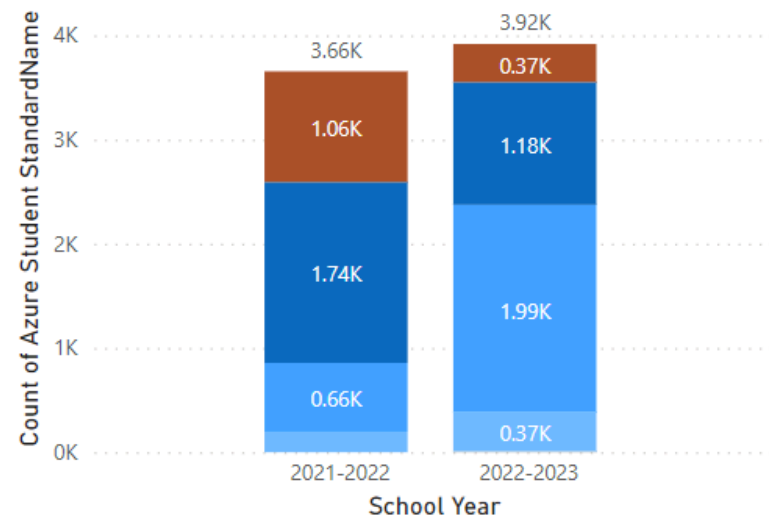
% of Students by Grade Level and Region

FOSS Test Count (gro... 0 1-2 3-5 6-10 More Than 10



of Students by Year, Quarter, Month, Day

FOSS Test Cou... 0 1-2 3-5 6-10 More Than 10



FOSS Test Count (groups)	2022-2023	Total
0	366	366
1-2	1177	1177
3-5	1992	1992
6-10	374	374
More Than 10	9	9
Total	3918	3918

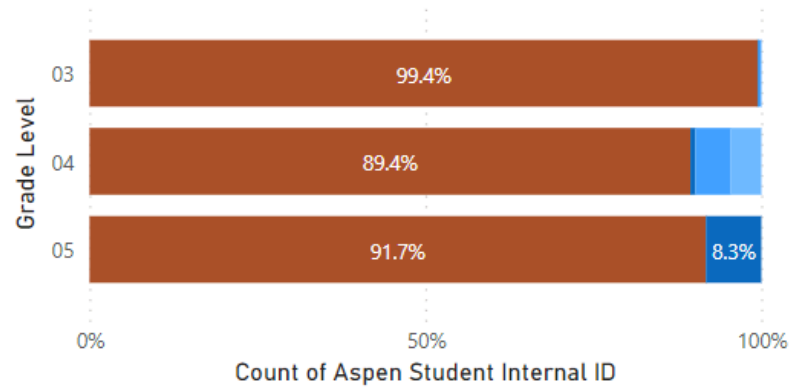
FOSS Test Count (groups)	DoDEA Europe	Total
0	366	366
1-2	1177	1177
3-5	1992	1992
6-10	374	374
More Than 10	9	9
Total	3918	3918

Europe South

Overall FOSS Test Usage Among All Enrolled Students

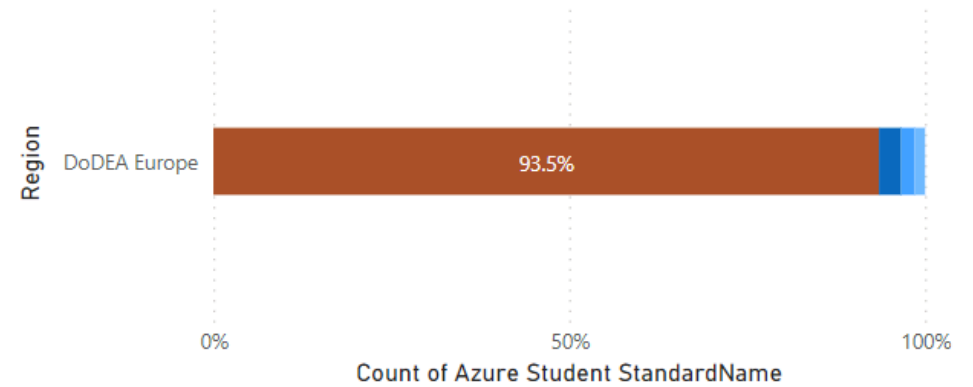
% of Students by Grade Level and Region

FOSS Test Count... ● 0 ● 1-2 ● 3-5 ● 6-10



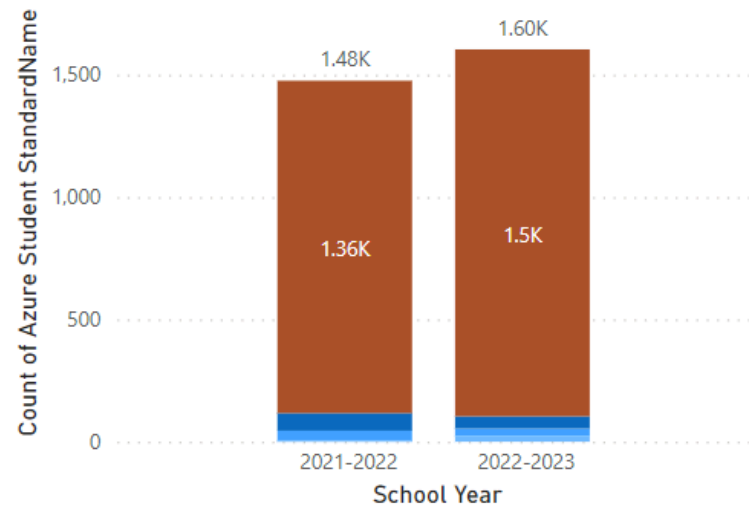
% of Students by Grade Level and Region

FOSS Test Count (gro... ● 0 ● 1-2 ● 3-5 ● 6-10



of Students by Year, Quarter, Month, Day and Region

FOSS Test Cou... ● 0 ● 1-2 ● 3-5 ● 6-10



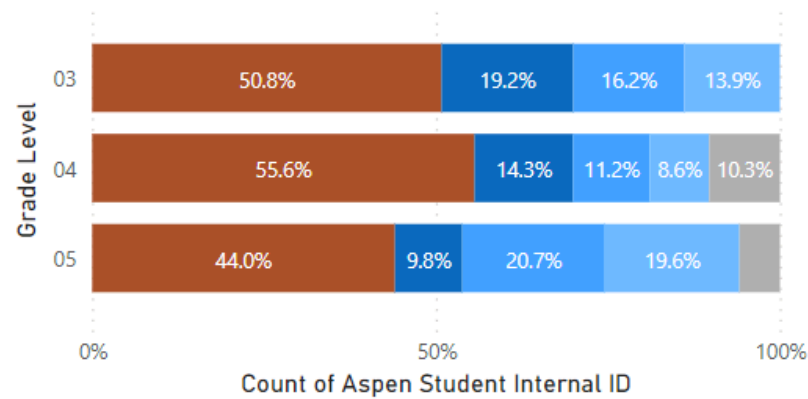
FOSS Test Count (groups)	2022-2023	Total
0	1500	1500
1-2	50	50
3-5	30	30
6-10	24	24
Total	1604	1604

FOSS Test Count (groups)	DoDEA Europe	Total
0	1500	1500
1-2	50	50
3-5	30	30
6-10	24	24
Total	1604	1604

Overall FOSS Test Usage Among All Enrolled Students

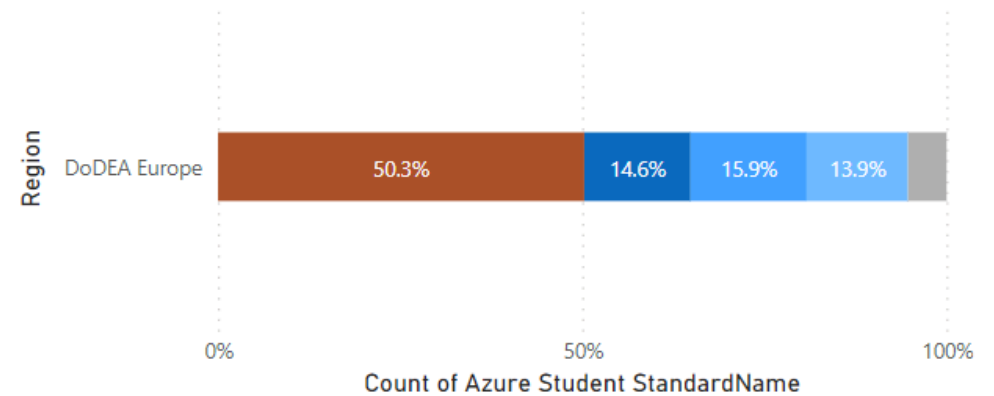
% of Students by Grade Level and Region

FOSS Test Count... 0 1-2 3-5 6-10 More Than 10



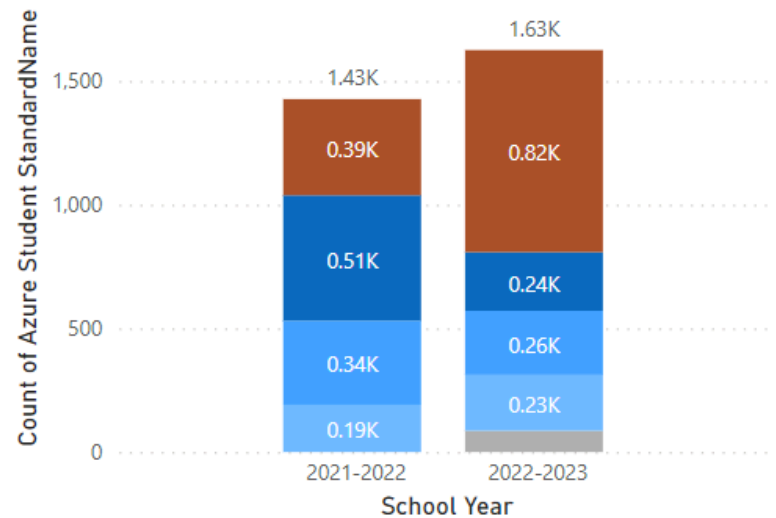
% of Students by Grade Level and Region

FOSS Test Count (gro... 0 1-2 3-5 6-10 More Than 10



of Students by Year, Quarter, Month, Day

FOSS Test Cou... 0 1-2 3-5 6-10 More Than 10



FOSS Test Count (groups)	2022-2023	Total
0	817	817
1-2	237	237
3-5	259	259
6-10	226	226
More Than 10	86	86
Total	1625	1625

FOSS Test Count (groups)	DoDEA Europe	Total
0	817	817
1-2	237	237
3-5	259	259
6-10	226	226
More Than 10	86	86
Total	1625	1625