

KENDRIYA VIDYALAYA SANGATHAN

VARANASI REGION



SESSION: 2024-25

WORKSHEET

CLASS - II

SUBJECT: ENGLISH

Prepared by –

KV PDDU NAGAR

OUR PATRONS



Dr. Ajai Kumar Mishra
Deputy Commissioner
KVS RO, Varanasi



Dr. Shalini Dikshit
Assistant Commissioner
KVS RO, Varanasi



Sh. Dinesh Chand Meena
Assistant Commissioner
KVS RO, Varanasi

Guided by:

Sh. Kaushal Kumar Bharty

Principal

PM SHRI KV PDDU Nagar

Mrs. Kshama Singh

Vice Principal

PM SHRI KV PDDU Nagar

Sh. Ravi Shankar Gaur

Head Master

PM SHRI KV PDDU Nagar

Prepared by: Ms. Charu Bhardwaj (PRT), PM SHRI KV PDDU Nagar

Technical support: Ms. Indu Kushwaha (PRT), PM SHRI KV PDDU Nagar

WORKSHEET-1

Name of the Student: _____

Roll No _____

Section: _____

Date: _____

1. Complete the poem.

I have a _____ bicycle.

I _____ and I ride.

Trin.... trin... trin... goes the _____

Makes my _____ move aside.

The _____ is blue in colour.

The _____ and pedals are black.

2. Fill in the blanks and trace the given sentences.



I see _____ wheel.



I see _____ wheels.



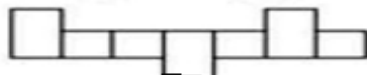
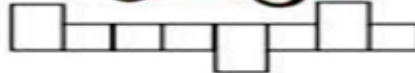
I see _____ wheels.

Do you have a bike? _____

How many wheels does your bike have? _____

What color is your bike? _____

3. Write the bicycle words under the picture given below.



Name of the Student: _____

Roll No _____

Section: _____

Date: _____

1. Change one to many.

Friend- Friends

Pedal- _____

Bell- _____

Seat- _____

Tyre- _____

Helmet- _____

Child- _____

2. Write the sounds of following –

Phone bell- _____









Door bell - _____

Cow bell- _____

Temple bell- _____

School bell- _____

3. Identify the picture given below and colour “person, place, things” accordingly.

	Person		Person
	Place		Place
	Thing		Thing
	Person		Person
	Place		Place
	Thing		Thing
	Person		Person
	Place		Place
	Thing		Thing
	Person		Person
	Place		Place
	Thing		Thing

WORKSHEET-3


Name of the Student: _____

Roll No _____

Section: _____


Date: _____

1. Complete the short "a" vowel words.



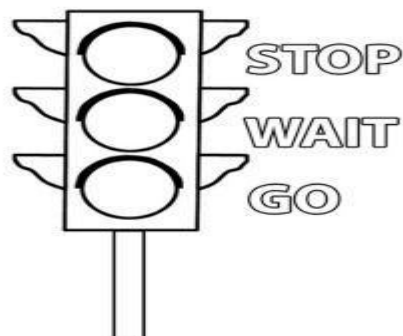
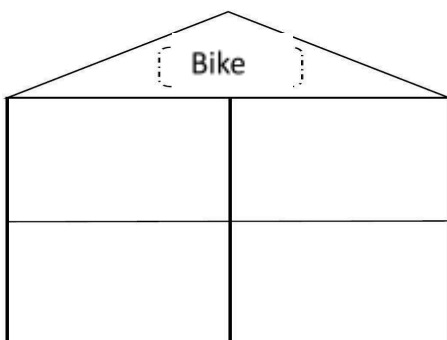
write their name.

2. Identify the pictures and



3. (a) Write "-ike" family words.

(b) Colour the signs of traffic light.



4. Use "a"

or "an".

- i) This is _____ umbrella.
- ii) Here is _____ igloo.
- iii) I have _____ orange.
- iv) This is _____ mat.

WORKSHEET-1

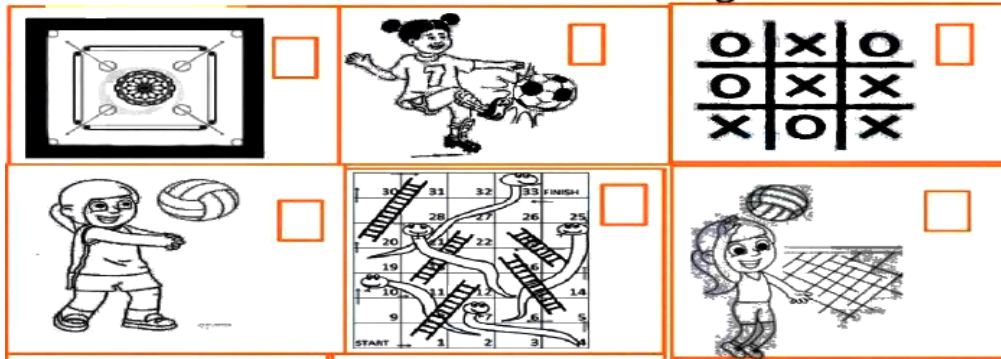
Name of the Student: _____

Roll No _____

Section: _____

Date: _____

1. Colour the boxes (outdoor games-red and indoor games- green).



2. Observe and label the objects given in the picture.



3. Tick the right Question words-

1. _____ is your name?
☐ Who ☐ What

2. _____ is the slide?
☐ Why ☐ Where

3. _____ is the tire swing your favorite?
☐ Why ☐ Where

4. _____ is your friend?
☐ Who ☐ What

5. _____ are you leaving?
☐ When ☐ What

Class-II
Subject-English

Chapter: - OUT! OUT!

WORKSHEET-1

Name of the Student: _____

Roll No _____

Section: _____

Date: _____

1. Read the passage and answer the questions given below.

It was a holiday. Jeet and Babli were playing. They played many games like hide and seek, cricket etc. They made cricket ball using rags and wool.

i) Name the two children given in the passage.

ii) Name the games given in the above passage.

iii) From which things they made the ball?

2. Identify the right words.

i) Babli ang jeet _____ the rope.

a) skiiped

b) skipped

ii) Jeet _____ the ball.

a) Threw

b) threu

iii) My shoes are in _____.

a) coatyard

b) courtyard

iv) _____ in the air.

a) Scattered

b) Skatered

3. Write the opposite words.

Words

opposite words

Tie

Untie

Throw

Start

Pick

Small

Like

Name of the Student: _____

Roll No _____

Section: _____

Date: _____

1. Read the sentences and underline the sight words.

I walked to the park.

I saw my friends.

We played on the slide.

We played on the swings.

What a fun day!

Sight words

walked

park

friends

played

slide

fun

2. Use “and” to join the sentences.

I have a ball.

I have a bat.

Sara likes reading.

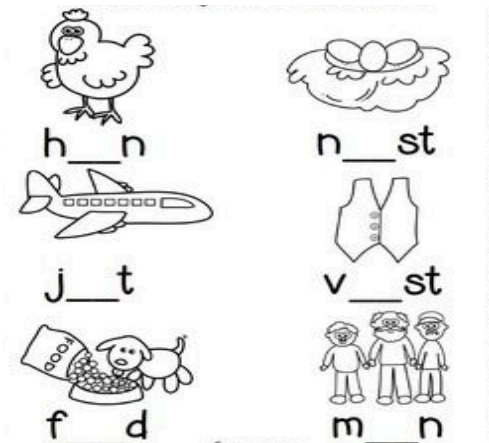
Sara likes writing.

Bob was cold.

Bob was wet.

The kitchen is small.

The kitchen is tidy.

3. Say and fill the short vowel sound “e”.

Class-II

Subject-English
WORKSHEET-3

Chapter: - OUT! OUT!


Name of the Student: _____

Roll No _____

Section: _____

Date: _____

1. Write the correct sequence of the story and make four sentences too.



2. Draw and write the game you love to play.

A large empty rectangular box for drawing and writing.

3. Make a list of items that can be reused from the waste material.

Class –II

Subject-English
WORKSHEET-1

Chapter: -IT IS FUN

Name of the Student: _____

Roll No _____

Section: _____

Date: _____

1. Complete the poem given below-

It's fun to be _____
_____ to be that,
To leap like a _____,
To _____ like a Cat.
To _____ like a frog,
To swim like a _____,
To _____ like a horse,
To fly like a _____.



2. Fill in the missing letters-

1. WE__CO__E

2. T__OT

3. LE__P

4. C__IM__

5. S__IM

6. WO__LD

3. Circle the action verbs in each group of words: -

1. Dog

2. Hop

3. I

4. Fish

5. Trot

Leaps

Frog

Girl

Swim

Lamb

Cat

Bird

Act

Boy

Horse

4. Write the words according to the pictures.

Class -I

Chapter: -IT IS FUN

Name of the student: _____

Roll No. _____


Section: _____


Date: _____


1. Match the animal to the sound it makes: -


d	b	v	p	i	n
i	f	l	e	g	k
p	i	g	t	f	f
a	l	i	d	i	i
k	i	n	w	g	n


dip
lid
fig
pig
pin
fin


















trumpet



croak




quack



growl



meow



buzz



neigh



bark




bray



howl



roar



moo

2. Complete the sentences using "This" or "That" in the blanks.



1. _____ is a ball.



2. _____ shop sells vegetables.



3. _____ is my schoolbag.



4. What is _____?



3. I

5. _____ is my friend Shweta.



What are you doing?

Playing

Sleeping

Eating

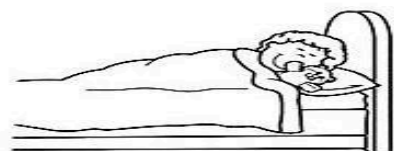
Writing

Drawing

Jumping



I'm _____



I'm _____



Like= Red Colour

Lime	Like	None	to	One
Now	Bike	None		
to	Like		Nine	One
No	Light	None	to	
Like		Lick		None

Class -II

Chap

This image shows a full page of blank primary-ruled paper. It features four identical sets of horizontal lines spaced evenly down the page. Each set includes a solid brown top line, two parallel light blue middle lines, and a solid red bottom line, providing a guide for letter height and placement. The background of the paper is white.

Date: _____

1. Read the poem carefully and

answer the questions given below: -

I can act

Just like them all,

It's fun to be this,

It's fun to be that.

- i. Who can act? _____
- ii. How is it to be this and that? _____
- iii. Write one action verb from the first line. _____
- iv. Make a sentence using "Like" _____

2. Tick the correct article in the sentences given below: -

- I ate (a / an) Ice-cream.
- I live in (a / an) igloo.
- I have (a / an) iPhone.
- She has (a / an) Idea.

3. Write Yes, I can or No, I cannot.



Can you

Can you skip?



Can you fly?



Class -II
Subject-English

Chapter: -PICTURE READING
WORKSHEET-1

Name of the Student: _____

Section: _____

Roll No. _____

Date: _____

Can you climb a tree?

Can you swim?


Can you draw?

1. Observe the picture and create your own short story of "Ariel" (The Mermaid).

Once upon a time



2. Colour the animals and classify as water and land animals.



Land animals	Water animals

Class -II

Subject-English

Chapter: - SEEING WITHOUT SEEING

WORKSHEET-1

Name of the Student: _____

Roll No. _____

Section: _____

Date: _____

1. Read the Passage and answer the questions given below.

Little Onshangla returned from the school. She opened the door quietly. She kept her bag on the table quietly. Her mother looked at her. "Onshangla you are very quiet today," said Ava. "Did anything happen in the school?" "Yes Ava," said Onshangla. "A new boy came to our school. He sits in our class."

(i) Who was Onshangla?

(ii) Who opened the door?

(iii) How did she keep her bag on the table?

(iv) What did Onshangla call her mother?

(v) Who sat in her class?

2. Write the past tense of the verbs given below: -

Walk- _____

Laugh- _____

Play- _____

Look- _____

Ask- _____

Open- _____

3. Draw the faces.

Class -II

Subject-English

**Chapter: - SEEING WITHOUT SEEING
WORKSHEET-2**



Name of the Student: _____

Roll No. _____

Section: _____

Date: _____

1. Match -

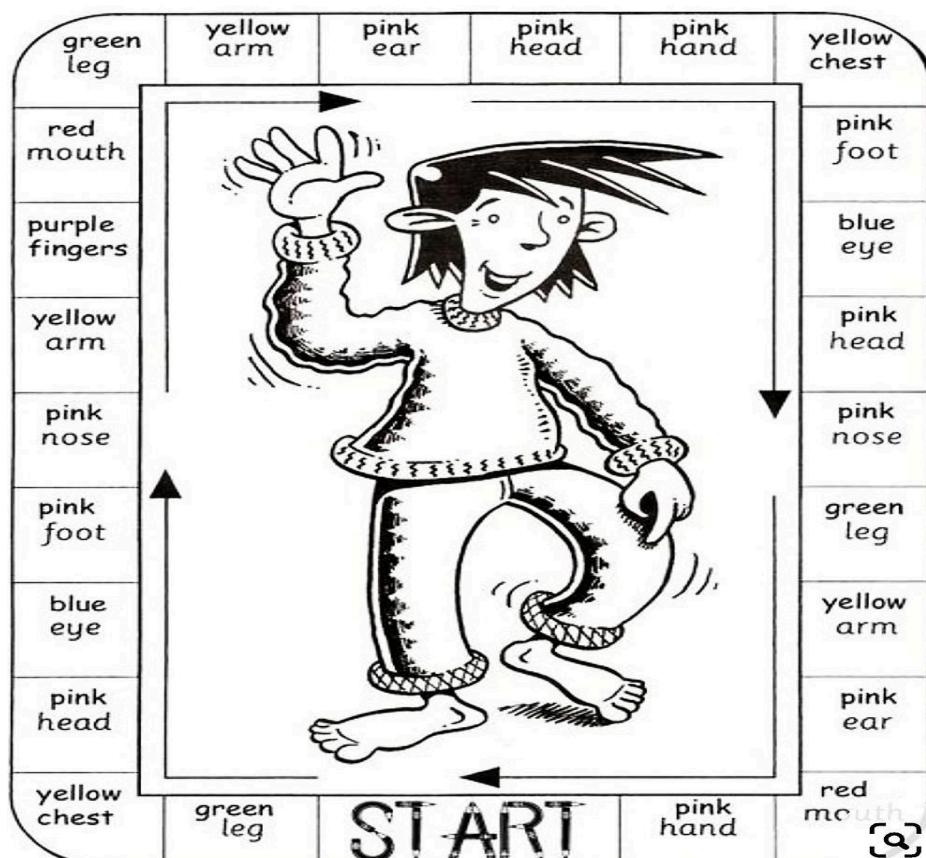
- | | |
|-------------------------------------|-----------------------------|
| i. A person who cannot speak | i. Deaf |
| ii. A person who cannot See | ii. Mute |
| iii. A person who cannot Hear | iii. Blind |
| iv. A person who is special by mind | iv. Intellectually disabled |

2. Using help box, complete the sentences.

- Hearing aids help people to _____ better.
- Blind people read and write using _____.
- A disability that has to do with a body _____.
- A disabled person sometimes requires _____ to move.

braille
wheelchair
hear
physically disabled

3. Colour the picture as per the instruction given in the box.



Class -II

Name of the Student: _____

Roll No. _____

Section: _____

Date: _____

1. How can we help disabled people?

2. Write "FATHER" in four other languages?

i. _____

ii. _____

iii. _____

iv. _____

3. Colour the correct spelling: -

i. SEING

SEEING

SEENG

ii. MOTHER

MOTHAR

MATHER

iii. TEACHER

TEACHAR

TEECHER

iv. WONDARFUL

WANDERFUL


WONDERFUL

v. SNIF

SNIFF

SENIF

4. Write the short "o" vowel sound words.



5. Find out about the state where we call mother as “AVA”? write few lines about that state.

6. Match the pair of eyes. Draw and write the colour of your own eyes.



7. Write the different colours of eyes.

i. _____

ii. _____

iii. _____

iv. _____

Name of the Student: _____

Roll No. _____

Section: _____

Date: _____

1. Complete the Poem given below: -

Take a _____

Or take a _____,

_____ boat

Or take a Plane,

Take a _____

_____ car,

May be _____

_____ be far.

Take _____

to the moon.

but be sure

to _____ back soon.



2. Classify the different modes of transport given below.



AIR TRANSPORT	LAND TRANSPORT	WATER TRANSPORT

3. Complete the spellings.

N __ ar

Ro __ ke __

G __ in __

P __ ac __ s

T __ xi

S __ _ n


Name of the Student: _____

Roll No. _____

Section: _____

Date: _____

1. Write the short "u" vowel sound words.



2. Using help box, fill the suitable describing words.

big / clean / new / old / long / small
cute / dirty / short / fat



_____ T-shirt



_____ house



_____ T-shirt



_____ car



_____ hair



_____ car



_____ hair



_____ rabbit



_____ house



_____ cat

3. Write the vehicle name that you want to own, when you grow up. Write about it.

Name of the Student: _____

Roll No. _____

Section: _____

Date: _____

1. Read the stanzas and answer the given questions.

Take a taxi,
Take a car,
Maybe near,
Or maybe far,

Take a rocket,
to the moon.
But be sure
to come back soon.

i) Name the land transport given in the above lines. _____

ii) Name the air transport given in the above lines. _____

iii) Write opposite of near. _____

2. Colour the sight words “maybe = yellow and take = orange” in the sentences.

Maybe tomorrow.




It's my bell.

Maybe near.

Take me home.

Take your car.

He is tall.

3. Read the riddles and match.

It is big and old.
It can fly.
It hasn't got wings.

It is very big.
It can take a lot of people.
It can't fly.
It can go on the water.
It is a very big boat.

It is small and new.
It is slow.
It has got two wheels.

It is big.
It has got many people inside.
It can take children to school.

It is small and comfortable.
It has got four wheels.

It is big and very fast.
It has got a pilot.

3. Circle the community helper and their vehicles.



4. Write the rhyming words.

i) far

ii) moon

iii) plane

iv) boat

v) near

vi) take

vii) rocket

Class -II

Subject-English

Chapter: -BETWEEN HOME AND SCHOOL

WORKSHEET-1

Name of the Student: _____

Roll No. _____

Section: _____

Date: _____

1. Read the passage and answer the questions given below.

Hello, I am Ravi. I study in class two. My friend and I go to school on foot. We pass through the paddy fields, the mango grove and then reach the main road. That is the shortest route we take to school.


i) What is the name of the boy?

ii) Who goes to the school with Ravi?

iii) In which class did Ravi study?

iv) Write your friend's name.

2. Write five lines about your school and draw its picture too.



3. Unjumbled the words.

i) chloos _____

ii) aancl _____

iii) rachnb _____

iv) zdrali _____

Class -II

Subject-English

Chapter: -BETWEEN HOME AND SCHOOL

WORKSHEET-2

Name of the Student: _____

Roll No. _____


Section: _____


Date: _____


1. Find your home.





2. Draw lines to match the correct beginning digraph word.


 **Ch**
Sound


 • _____

 • _____

 • _____

 • _____

 • _____

 • _____

• __in

• ch__ain

• __unch

• __eese

• __icken

• __air

3. Identify the grains and cereals.



4. Observe the picture and write five lines about it.



Help box-

Paddy

Plough

Water body

Farmer

sowing

5. Make sentences using –

Home- _____

Mango- _____

Field- _____

Branches- _____

Class -II

Subject-English

Chapter: -BETWEEN HOME AND SCHOOL

WORKSHEET-3





Name of the Student: _____

Roll No. _____

Section: _____

Date: _____

1. Draw the direction next to the correct picture of the teddy.

Left	
Forward	
Background	
Right	

2. Look at the picture and write the answer in one word.



i) How many directions are there in total?

ii) The boy is looking in which direction?

iii) The sun rises from which direction?

iv) Which direction is opposite to the east?

v) The sun sets in which direction?

vi) Which direction is opposite to the north?

Name of the Student: _____

Roll No. _____

Section: _____

Date: _____

1. Complete the poem.

This is my town.

There are streets.

There are houses.


In my house

In my room

_____ bed.

2. Choose the correct spelling.

- | | | |
|-------------|--------|--------|
| i) town | tawn | toun |
| ii) flower | flower | flover |
| iii) basket | basket | basket |
| iv) streat | street | strit |

3. Write the digraph "sh" to complete the word.**4. Write the name of your country /state and craft your own project like this**

Name of the Student: _____

Roll No. _____


Section: _____

Date: _____

1. Fill in the blanks with is / are.

This a kite.  Dogs fast.Cars on a road.  The rat fat.Pencil black.  Birds in a nest.Tom my dog.  We good friends.

2. Colour the picture and spot the differences.



3. Write the names of the rooms in the house.





Name of the Student: _____

Roll No. _____

Section: _____

Date: _____

1. Identify the pronouns.



2. Circle the correct homophone words.



I

eye



nose

knows



fall

faul

3. Writ



burry

berry

What is it?

It is _____



What is it?

It is _____

What is it?

It is _____



What is it?

It is _____

4. Write the names of four community places.


5.

MY HOLIDAY


• Where will you go on a holiday? Circle.



In a summer
camp



On a beach



On a farm

• Complete the postcard about your holiday.

<p>Dear,</p> <p>-----</p> <p>I'm on holiday in</p> <p>-----</p> <p>I enjoy</p> <p>-----</p> <p>I can see</p> <p>-----</p>	
---	---

WORKSHEET-1

Name of the Student: _____


Roll No. _____

Section: _____

Date: _____

1. Make sentences with the help of pictures. One has been done for you.

I see a white bear.



2. Identify the pictures and write names in the given boxes.



3. Circle the action words. One has been done for you.

i) Neeti plays football.

ii) My father sings a song.

iii) I eat ice-cream.

iv) Affan is drinking water.

v) Elephant is waving its trunk.

4. Write 'ck' to fill in the blanks.

There are beautiful flowers in my ba__yard garden. One day some people come in the tru___. They plu__ all the flowers. One man is very thi___. He pi__ up all the flowers and pa__ in a bag.

5. Colour the stars and write colour's name.












6. Write the names of five trees. Draw your favourite tree and colour it.

[_____



Class -II

Subject-English

Chapter: -A SHOW OF CLOUDS

WORKSHEET-2

Name of the Student: _____

Roll No. _____

Section: _____

Date: _____

1. Read the stanza and answer the following questions.

As I lie on my back,
Looking up at the sky.
I see a big white bear,
Looking down at me.

i) What is the name of the chapter.

ii) What is the colour of the bear?

iii) Is the bear small? Write yes or no.

2. Write five sentences whatever you see in the picture.

Clues – tree, hut, boat, clouds, pond



i) _____

ii) _____

iii) _____

iv) _____

3. Circle the correct spelling word.

- i) elephant elephent alephent
ii) trunk trunk turnk
iii) coluds clouds clodus
iv) fluffy fleufy flauffy

4. Tick the correct sentences given below.



Is it a **doll**?

Yes, it is

No, it isn't



Is it a **teddy**?

Yes, it is

No, it isn't



Is it a **car**?

Yes, it is

No, it isn't



Is it a **puzzle**?

Yes, it is

No, it isn't



Is it a **teddy**?

Yes, it is

No, it isn't

5. Add "-ing" to the given action words.

- i) look _____
ii) sail _____
iii) show _____
iv) wave _____
v) close _____
iv) watch _____
vi) talk _____

6. Activity-

Paste a design of your choice using cotton balls.

Class -II

Chapter: -A SHOW OF CLOUDS

Name of the Student _____
Section: _____

Roll No. _____

Date: _____

1. Make the words using 'ck'.



2. Rewrite the highlighted sight words.

Look in the sky

Oh, look! It is a plane.

Oh, look! It is a star.

Oh, look! It is a moon.

Oh, look! They are all so far.



3. Read and tick the correct prepositions.

Class -II

Subject-English

Chapter: -MY NAME

WORKSHEET-1

Name of the Student: _____

Roll No. _____

Section: _____

Date: _____

1. Read the passage and answer the questions.

Once there was a little fly. One day he forgot his name. He asked an ant, "Ant, do you know my name?" The ant said, "I don't know. You may ask the tree I climb." The tree said, "I don't know. You may ask the cow sleeping in my shade." The cow said, "I don't know. You may ask the grass I eat."

i) Who had forgotten his name?

ii) What did the cow say to the fly?

iii) Write one " -ing" ending words.

2. Unjumbled the words.


i) ttilel _____

ii) edhas _____

iii) dniw _____

iv) asgsr _____

v) mmeerber _____




The dog is the plant.

☐ in front of

☐ behind

☐ on




The cat is the box.

☐ on

☐ under

☐ in




The chick is the hen.

☐ on

☐ in

☐ under




The worm is the apple.

☐ in front of

☐ behind

☐ under




The hippo is the ball.

☐ under

☐ on

☐ behind



The crab is the shells..

☐ in front of

☐ behind

☐ between

3. Underline the silent letters.

listen

know

lamb

guess

rhyme

talk

4. Write the missing letter for each word and then write the word-

Class -II

**Subject-English
WORKSHEET-2**

Chapter: -MY NAME

Name of the Student: _____

Roll No. _____

Section: _____

Date: _____

1. Complete sentences by adding correct words that begins with “pl”.

i) My _____ is to do well at school.









ii) My _____ finally has flowers.

iii) May I _____ have more?

iv) The cookies are on the _____.

plant
please
plate
plan

2. Circle the insects.

		
		
b _ _ nds	bloo _ _	blan _ _ et
		
_ _ lack	b _ _ ock	blo _ _

3. Colour the picture and write the insect's name.

Class -II

Subject-English
WORKSHEET-3

Chapter: -MY NAME

Name of the Student: _____

Roll No. _____

Section: _____

Date: _____


1. Circle the odd one out.

- | | | |
|-------------|----------|---------|
| i) lion | giraffe | cow |
| ii) fly | mosquito | snail |
| iii) duck | dog | swan |
| iv) peacock | sparrow | ostrich |

2. Match each animal with its habitat.



Desert



trees



Forest



Iceland

3. What does following animals eat?

Monkey

Rabbit

Mouse

Cow

4. Paste a dry leaf and write the meaning of your parent's name on it.



i) How did you get your name?

ii) Does anyone have the same name as yours?

iii) Do you like your name? Why?

Name of the Student: _____

Section: _____

Roll No. _____

Date: _____

1. Read the stanza and write true/false.

There once was a crow.

He was black, as you know.

How to be beautiful, he wanted to know.

Colourful feathers, he wanted to grow.

i) A crow is of red colour. ()

ii) The crow wanted to grow colourful feathers. ()

iii) Opposite of beautiful is ugly. ()

iv) Feathers are part of an animal's body. ()

2. Colour the picture of peacock.



3. Circle the images of bird.



Class



-II





Subject-English

Chapter:

-THE CROW

WORKSHEET-2




Name
of the

Student:

Roll No. _____

Section: _____

Date:



1. Rewrite each sentence correctly by using capital letter, spaces and punctuation.

i) ben is going to the zoo

ii) he wants to see the lion

iii) dad takes ben to see the lion

iv) ben saw a hippo at the zoo

2. Complete the spellings.

F__ath__r

Be__uti__ul

A__ot__er

T__il

F__ol

Co__ou__ful

3. Read each word as you clap the syllables. Write the number of syllables each word has.

Monster _____

Jump _____

Sister _____

Understand _____

Elephant _____

Math _____

Candy _____

Cat _____

Rabbit _____

Market _____

Basketball _____

Family _____



Class -II

**Subject-English
WORKSHEET-3**

Chapter: -THE CROW

Name of the Student: _____

Roll No. _____

Section: _____

Date: _____

1. Write four man-made and natural things.

Man-made things	Natural things

2a. Draw/Write two things which are few on "mother earth".

2b. Draw/Write two things which are plenty on "mother earth".

3. Rearrange the words to make sentences.

- i) are They rope. jumping _____
- ii) blue. The is car _____
- iii) bird branch. The is on the _____
- iv) book. a She reading is _____

4. Draw a paper puppet of your favourite bird and make a short poem on it.

Class -II

Subject-English
WORKSHEET

Name of the Student: _____

Section: _____

Date: _____

1. Read the story below and answer the questions that follow.


Farida and Anju saw garbage on the ground and felt ashamed. They picked up the packet and the empty bottle and threw them into the dustbin.

- a) What did Farida and Anju see on the ground?

- b) How did they feel when they saw the garbage?

- c) What did they do with the garbage?

- d) Write the two naming words from the above story.



2. Complete the following sentences.

- a. Farida And Anju sat on a _____ under the tree to rest. (desk / bench)
- b. There was monkey sitting _____ the tree. (on / at)
- c. The two girls had _____ and bottle juice. (almond / groundnuts)
- d. The monkey threw the _____ into the dustbin. (apple peels / banana peels)

3. Colour the picture according to the number key given at the bottom. Write few lines about the monkey.

1- light

2- pink

3- brown

WORKSHEET-2

Chapter: -THE SMART MONKEY

Name of the Student: _____


Roll No. _____

Section: _____

Date: _____


1. Write sentences using the given words.

banana groundnuts juice dustbin



2. Draw a line to put two words together to make "compound words". Write the compound words you find.

pan 

 bug

eye 

 stick


lady 

 ball

lip 

 cake

3. Observe the pictures and tick/cross the pictures accordingly.



Class -II
Subject-English
Chapter:
-THE SMART MONKEY

WORKSHEET-3

Name of the Student: _____

Section: _____

Roll No. _____

Date: _____

1. Complete the sentences using "cl" words.

- i. I have a four leaf _____.
- ii. What time does the _____ show?
- iii. I saw a silly _____.
- iv. _____ your hands together.

Clock

Clover

Clap

Clown

2. Identify the pictures and complete the spellings given below:



Ma_k_t



Sho_pi_g M_l_




3. Using help box write the names of "nuts".

Cashews	Almonds	Walnuts	Groundnuts
---------	---------	---------	------------



4. Help the monkey to find its food:

Class -II
Subject-English Chapter:
-LITTLE DROPS OF WATER



WORKSHEET-1

Name of the Student: _____

Roll No. _____

Section: _____

Date: _____

1. Complete the poem.

Little drops of _____

Little _____ of sand,

Make the _____ ocean

And the pleasant _____.

Little words of _____,

Little acts of _____,

Little _____ of warmth

Spread _____ and happiness.

2. Find the words from the puzzles.

Naughty

Pleasant

Kind

Peaceful

Harmony

Ocean

Land

Sand

Grains

N	G	R	A	I	N	S	T	T
A	R	R	O	W	I	N	D	I
U	P	T	C	A	A	O	A	M
G	E	O	E	S	A	N	D	E
H	V	H	A	R	M	O	N	Y
T	O	E	N	E	A	R	I	A
Y	L	A	N	D	T	I	K	K
P	E	A	C	E	F	U	L	L

3. Put the correct

punctuation at the end of the given sentences.

- Can you sit here
- This is my new bag
- Wow
- What is your favourite colour
- His name is Rahul Maurya

4. Observe the picture and write few lines about it.



WORKSHEET-2

Name of the Student: _____

Roll No. _____

Section: _____

Date: _____

1. Match the pair of rhyming words.

Water

land

Sand

write

Kind

hotter

Love

motion

Ocean

dove

Might

find

2. Label the following sources of water.



3. _____

4. Make a poster on save water and create your own poem related to the water.

Blank box for creating a poster or poem.

Blank box for creating a poster or poem.

Name of the Student: _____

Roll No. _____










Section: _____

Date: _____

1. Write the correct magic word in the space provided:



2. Tick of the right act of the kindness.

 SHARE WITH SOMEONE <input type="checkbox"/>	 PLAY WITH SOMEONE NEW AT RECESS <input type="checkbox"/>	 HELP SOMEONE WITH THEIR WORK <input type="checkbox"/>
 LET SOMEONE GO IN FRONT YOU IN LINE <input type="checkbox"/>	 MAKE A GIFT FOR SOMEONE <input type="checkbox"/>	 DRAW A PICTURE FOR SOMEONE <input type="checkbox"/>
 HOLD OPEN A DOOR FOR SOMEONE <input type="checkbox"/>	 WRITE A NICE NOTE TO A CLASSMATE <input type="checkbox"/>	 PLAY A GAME WITH SOMEONE <input type="checkbox"/>

3. Write the name of items that are used in the kitchen (like spices).

Class -II

Subject-English

Chapter: WE ARE ALL INDIANS

_____	_____	_____	_____
_____	_____	_____	_____

Name of the Student: _____

Roll No. _____

Section: _____

Date: _____

1. Answer the questions given below.

- a) Write one example of National festival. _____
- b) What marks the harvest festival? _____
- c) In which state is pongal celebrated? _____
- d) Which festival is known as "Festival of flowers"? _____

2. Write the date/month in which the particular festival is celebrated.


Gandhi Jayanti _____

Republic Day _____

Bihu and Baisakhi _____

Pongal _____



3. Complete the chain of the months.



4. Write the name of the leaders of India-



Class -II



Name of the Student: _____

Roll No. _____

Section: _____

Date: _____

1. Join the given sentences using "but".

a) We will go in my car. I can't find the keys.

b) Betty is having milk shake. There was no sugar in the jar.

c) Ansh decided to make some cookies. Bob craved for cake.

d) Nancy had to finish your book. She was very sleepy.

e) Sam wanted to play soccer. He had a fracture foot.

2. Look at the pictures and write the names of the festivals.














3. Write five lines about your favourite festival and draw picture related to it.

W



Name of the Student: _____

Roll No. _____

Section: _____

Date: _____

1. Write the names of any five Indian handicrafts (like silk).

2. Write few lines about your country.



3. Match the languages with their state.

Marwari

Odisha

Odia

Maharashtra

Panjabi

Gujarat

Marathi

Punjab