

**HOME LINK**  
**6-9****Arrays****Family Note**

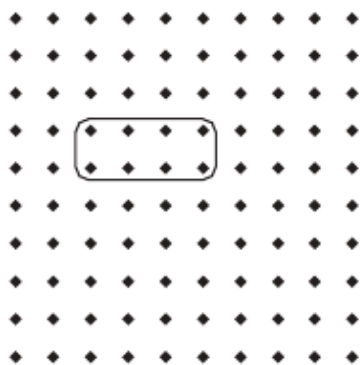
In this lesson, your child continued to work with arrays to develop multiplication concepts. Your child described each array by naming the number of rows, the number of items in each row, and the total number of items in the array. Your child wrote number models to describe arrays. In the example, an array with 2 rows of 4 dots can be described using the number model  $2 \times 4 = 8$ .

*Please return this Home Link to school tomorrow.*

Show an array for the numbers that are given. Find the total number of dots in the array. Complete the number model.


**Example:**

Numbers: 2, 4

Total: 8

Number model:

$$\underline{2} \times \underline{4} = \underline{8}$$

**1.** Numbers: 7, 3

Total: \_\_\_\_\_

Number model:


$$\underline{\quad} \times \underline{\quad} = \underline{\quad}$$

HOME LINK  
**6•9****Arrays** *continued***2.** Numbers: 6, 10

Total: \_\_\_\_\_

Number model:

\_\_\_\_\_ × \_\_\_\_\_ = \_\_\_\_\_



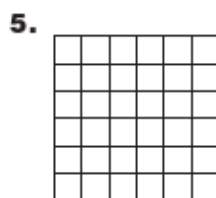
Answer the questions about each array.



How many rows? \_\_\_\_\_

How many  
dots in each row? \_\_\_\_\_How many  
dots in the array? \_\_\_\_\_

How many rows? \_\_\_\_\_

How many  
squares per row? \_\_\_\_\_How many  
squares in the array? \_\_\_\_\_

How many rows? \_\_\_\_\_

How many squares in each row? \_\_\_\_\_

How many squares in the array? \_\_\_\_\_