







## Year 1 - Term 3 Week 6

	<p><b>Monday</b></p> <ul style="list-style-type: none"> <li>If you are working remotely from home please register your attendance (once a day) at the following link:</li> <li><a href="https://sites.google.com/dow.catholic.edu.au/sap-home-learning-hub/classwork/year-1">https://sites.google.com/dow.catholic.edu.au/sap-home-learning-hub/classwork/year-1</a></li> </ul>	<p><b>Tuesday</b></p> <ul style="list-style-type: none"> <li>If you are working remotely from home please register your attendance (once a day) at the following link:</li> <li><a href="https://sites.google.com/dow.catholic.edu.au/sap-home-learning-hub/classwork/year-1">https://sites.google.com/dow.catholic.edu.au/sap-home-learning-hub/classwork/year-1</a></li> </ul>	<p><b>Wednesday</b></p> <ul style="list-style-type: none"> <li>If you are working remotely from home please register your attendance (once a day) at the following link:</li> <li><a href="https://sites.google.com/dow.catholic.edu.au/sap-home-learning-hub/classwork/year-1">https://sites.google.com/dow.catholic.edu.au/sap-home-learning-hub/classwork/year-1</a></li> </ul>	<p><b>Thursday</b></p> <ul style="list-style-type: none"> <li>If you are working remotely from home please register your attendance (once a day) at the following link:</li> <li><a href="https://sites.google.com/dow.catholic.edu.au/sap-home-learning-hub/classwork/year-1">https://sites.google.com/dow.catholic.edu.au/sap-home-learning-hub/classwork/year-1</a></li> </ul>	<p><b>Friday</b></p> <ul style="list-style-type: none"> <li>If you are working remotely from home please register your attendance (once a day) at the following link:</li> <li><a href="https://sites.google.com/dow.catholic.edu.au/sap-home-learning-hub/classwork/year-1">https://sites.google.com/dow.catholic.edu.au/sap-home-learning-hub/classwork/year-1</a></li> </ul>
<p><b>First Session</b></p>	<p><b>English</b></p> <p><b>Spelling Focus:</b> <u>We are beginning our new phoneme this week which will continue until the end of term: The Long U sound.</u></p> <p><b>oo/ew/ue/u_e</b></p> <p>On Seesaw, find the activity called 'oo' Words.</p> 	<p><b>English</b></p> <p><b>Spelling Focus</b> oo/ew/ue/u_e</p> <p>On Seesaw, find the activity called 'ew' Words.</p>  <p><b>Reading Focus: Modelled Reading</b> Sunshine Online. Parents/carers/older siblings select a Sunshine</p>	<p><b>English</b></p> <p><b>Spelling Focus</b> oo/ew/ue/u_e</p> <p>On Seesaw, find the activity called 'ue' Words.</p>  <p><b>Reading Focus</b> Sunshine Online. Students try to independently re-read the text that their parents read to them</p>	<p><b>English</b></p> <p><b>Spelling Focus</b> oo/ew/ue/u_e</p> <p>On Seesaw, find the activity called 'u_e' Words.</p>  <p><b>Reading Focus: Summarising</b> Listen to the story called 'The Animal Bridge' being read to you on Seesaw. Try and join in with the reading</p>	<p><b>English</b></p> <p><b>Spelling Focus</b> Camera Words: Revision</p>  <p>Complete the activity on Seesaw called 'Editable Sight Word Spinner.' The spinners show some of the camera words we have learnt this year. Spin the wheel 3 times. For each spin, write the word that it lands on 5 times and put</p>



### Reading Focus: Prediction

Let's practise our prediction skills! On Seesaw, find the activity called '**Flying Kites: Using Prediction.**' This is a version of the story with the words missing. On the last slide, use the microphone tool to record what you think this story is about just from looking at the pictures.



Once you've recorded your prediction, find the Seesaw activity called '**Flying Kites: Read the Story.**' This version of the story has pictures AND words. Listen to the story and see if your prediction was correct!



book from their child's level to read **to** their child. This is such a valuable experience so students can listen to their parents modelling good fluency and expression. (Students onsite at school will be read to by their teacher.)



### Writing Focus:

Listen to the story on Seesaw called 'Where the Wild Things Are.' After reading, choose a wild thing from the story and on the last slide (or on a piece of paper) write at least 3 sentences to describe it (maybe what it looks like, smells like, sounds like or feels like). There is an example on the slide to get you started.

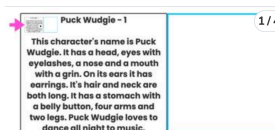


yesterday. Students at school will join in trying to re-read the text that the teacher read yesterday.



### Writing Focus:

On Seesaw, find the activity called 'Puck Wudgie.' Read the 1st description of a Puck Wudgie on the first slide and draw it. Read the 2nd description of a Puck Wudgie on the second slide and try and draw it again. Which description was better? Why? Which description made a Puck Wudgie easier to draw?



if you can. After reading the story, record yourself summarising what the story was about. Summarise means to retell just the main points of the story. Don't tell your teacher EVERY detail that happened. Just the main things.



### Writing Focus:

Imagine you can create your very own Puck Wudgie! What would it look like? On Seesaw, fill in the missing words to describe your Puck Wudgie, then draw a picture on the second slide that matches your description.



**\*This will be a marked activity by the teacher.**

it in a sentence.

### Zoom Video Call!

Join your class and teachers on a Zoom video call at **9:30am.** For today's activity you won't need any equipment. Just your lovely selves and your smiles!

Click the links below (or on Seesaw) to access your class zoom session. Please be sure to click on the correct class link:

### 1Red:



<https://dowcatholic.zoom.us/j/67854466510>

**Meeting ID: 67854466510**



**Writing Focus:**  
**We are beginning a new topic in Literacy this week (for the remainder of the term): Descriptive Writing.**

On Seesaw, find the activity called 'Using Adjectives.'



On these slides, listen to a story called 'Under That Rock.' Listen for adjectives (describing words) in the story. After the story, keep scrolling through the slides to listen to your teacher describe a picture of a cartoon monster. On the last slide, choose your own monster picture but don't tell anyone which one you chose! Record yourself describing your monster and see if your teacher can guess which one you picked. The more description you can give, the better!

**\*This will be a marked activity by the teacher.**

**1 White:**



<https://dowcatholic.zoom.us/j/64419631234>

**Meeting ID: 64419631234**

**Reading Focus**


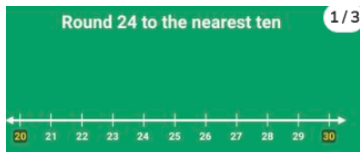


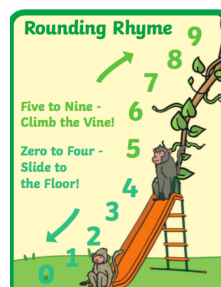
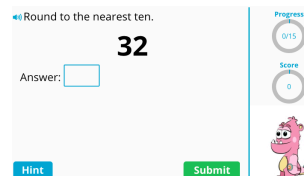
Read a book from the level allocated to you on Sunshine Online.





**Excursion Time!!**

This week is National Science Week, so for today's excursion, let's watch a live Science Show and learn all about bubbles! The link is on Seesaw.








					<p>Do you think you can make cube shaped bubbles? Watch the Science Show to find out!</p> 
<b>Break</b>					
<b>Second Session</b>	<p><b>Mathematics</b></p> <p><b>Number sense</b> Counting by 2's song &amp; Skip counting maze</p> <p><b>TOPIC-Rounding to the Nearest 10</b></p>  <p>Watch video to introduce Rounding to the nearest 10 <a href="https://www.youtube.com/watch?v=030GwA9tBCg">https://www.youtube.com/watch?v=030GwA9tBCg</a></p> <p>Complete the rounding number to the nearest 10 number line activity.</p>	<p><b>Mathematics</b></p> <p><b>Number sense</b> Studyladder - Click on the Folder: Term 3 Weeks 4-6. Choose 3 Maths activities from this folder to complete. <b>Individual student passwords were sent to you in Seesaw.</b></p> <p><b>TOPIC-Rounding to the Nearest 10</b></p>  <p>Watch video <a href="https://www.youtube.com/">https://www.youtube.com/</a></p>	<p><b>Mathematics</b></p> <p><b>Number sense</b> Counting by 5's song &amp; Skip counting maze</p> <p><b>TOPIC-Rounding to the Nearest 10</b></p>  <p>Listen to the Rounding Song <a href="https://www.youtube.com/watch?v=hHn-xpR9tyY">https://www.youtube.com/watch?v=hHn-xpR9tyY</a></p> <p>Complete the Understanding Rounding activity on Seesaw. <b>*This will be a marked</b></p>	<p><b>Mathematics</b></p> <p><b>Number sense</b> Studyladder - Click on the Folder: Term 3 Weeks 4-6. Choose 3 Maths activities from this folder to complete. <b>Individual student passwords were sent to you in Seesaw.</b></p> <p><b>TOPIC-Rounding to the Nearest 10</b></p> 	<p><b>Mathematics</b></p> <p><b>Number sense</b> Counting by 10's song &amp; Skip counting maze - going past 100!!</p> <p><b>TOPIC-Rounding to the Nearest 10</b></p>  <p>Complete the Quiz <a href="https://www.iknowit.com/lessons/b-rounding-nearest-ten-99.html">https://www.iknowit.com/lessons/b-rounding-nearest-ten-99.html</a></p> <p>Then complete the Round</p>



	<p><b>*This will be a marked activity by the teacher.</b></p> <p><b>Visual Arts - Cartoon Bugs</b> Try following these instructions to draw your own cartoon bugs. <a href="https://www.youtube.com/watch?v=m3LJ69CTgjo">https://www.youtube.com/watch?v=m3LJ69CTgjo</a></p>  <p><b>Library</b> Find the Week 6 activity for library on Seesaw. Listen to the story called 'Anemone is not the enemy.' After watching, you may like to make a mini rock pool just like the children did at the</p>	<p><a href="https://www.youtube.com/watch?v=CMdck80SHnw">watch?v=CMdck80SHnw</a> Complete the Understanding Rounding worksheet.</p> <p>Number line</p> <p><b>Brain Break</b> Make patterns with your own blocks on use this website <a href="https://toytheater.com/pattern-blocks/">https://toytheater.com/pattern-blocks/</a></p> <p><b>Religion - Love One Another A Good Friend</b> Listen to the story 'Pearl Barley &amp; Charlie Parsley' by Aaron Blabey <a href="https://www.youtube.com/watch?v=PzoGkpBHaSM">https://www.youtube.com/watch?v=PzoGkpBHaSM</a> Complete the seesaw activity.</p>	<p><b>activity by the teacher.</b></p> <p><b>Brain Break</b> Listen to the story I am Peace (a book of mindfulness) <a href="https://www.youtube.com/watch?v=hXA3837uv3w">https://www.youtube.com/watch?v=hXA3837uv3w</a></p> <p><b>Religion - Love One Another</b> How are you a good friend to others. Listen to the story 'The Magic of Friendship snow' <a href="https://www.youtube.com/watch?v=hdmOvGdzAeF">https://www.youtube.com/watch?v=hdmOvGdzAeF</a> Draw a picture of yourself and then write all the qualities that make you a good friend to others.</p>	<p>Learn the Rounding Rhyme and then play the Rounding Race Game.</p> <p><b>Brain Break</b> Animal Yoga <a href="https://www.youtube.com/watch?v=0XpqNAWnfTo">https://www.youtube.com/watch?v=0XpqNAWnfTo</a></p> <p><b>Religion - Love One Another</b> <b>*This will be a marked activity by the teacher.</b></p> 	<p>Up colouring activity.</p> <p><b>Brain Break</b> Using lego/ duplo make the letters of your name. Use this website if needed <a href="https://toytheater.com/build/">https://toytheater.com/build/</a></p> <p><b>Religion - Love One Another</b> Write a letter to a friend at school and tell them why they are a good friend to you. Upload it to Seesaw so we can send it through to them.</p>
--	---	--	--	---	--



	<p>end of the story.</p> 				
<b>Break</b>					
<b>Third Session</b>	<p><b>Science Week</b></p>  <p>To celebrate the fun of Science week we have sent you a range of easy experiments to do. Make sure you take some photos and upload them to seesaw to share your</p>	<p><b>Physical Education</b></p> <p>Follow along with the clip on Seesaw to learn The Shoemaker's Dance from Denmark.</p> <p><a href="https://www.youtube.com/watch?v=hwBLi_VnXjM">https://www.youtube.com/watch?v=hwBLi_VnXjM</a></p> 	<p><b>Science Week</b></p>  <p>To celebrate the fun of Science week we have sent you a range of easy experiments to do. Make sure you take some photos and upload them to seesaw to share your</p>	<p><b>Physical Education</b></p> <p>Choose your own physical activity today, ball skills (kick/bounce/throw), use a skipping rope, play hopscotch or go for a walk or bike ride.</p> <p>If you're stuck for ideas, do a kids workout with Joe</p> <p><a href="https://www.youtube.com/watch?v=d3LPrl0v-w">https://www.youtube.com/watch?v=d3LPrl0v-w</a></p>	<p><b>Health</b></p>  <p>We have been learning about safety around medicines. Now we are beginning to think about safety in other areas of our lives. Think about the scenarios presented on Seesaw and discuss them with an adult. On the last</p>



**St Anthony's Picton**  
A Catholic Parish Primary School Diocese of Wollongong

*Growing in respect and honesty*

	learning with us.		learning with us.		slide, write down some safety rules for a sport or activity you like to play.
--	-------------------	--	-------------------	--	---

Class Codes:

:

: