


Google Meet for Students

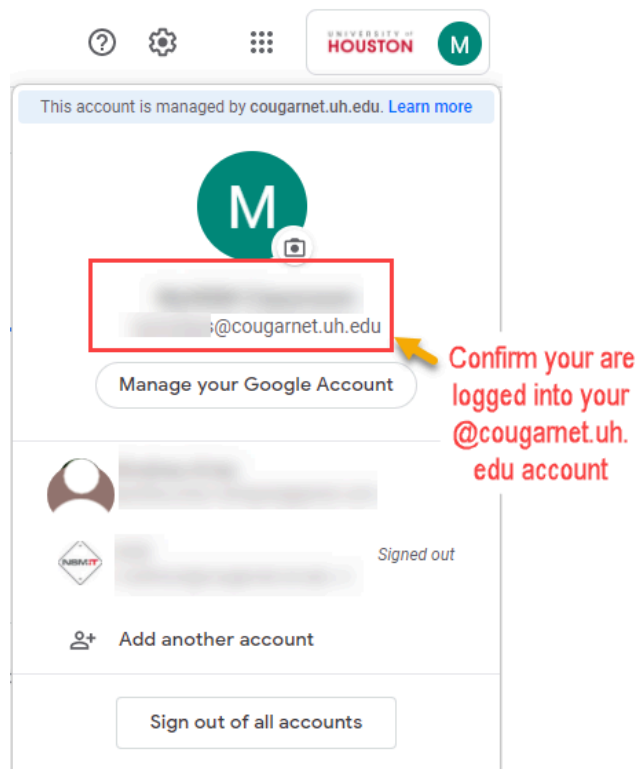


Join a video meeting: As a user, you have four login options:

- Through the MyNSM platform
 1. Log in to the [MyNSM dashboard](#) using your CougarNet credentials.
 2. When in the dashboard, click on the Google meet icon to access the application.

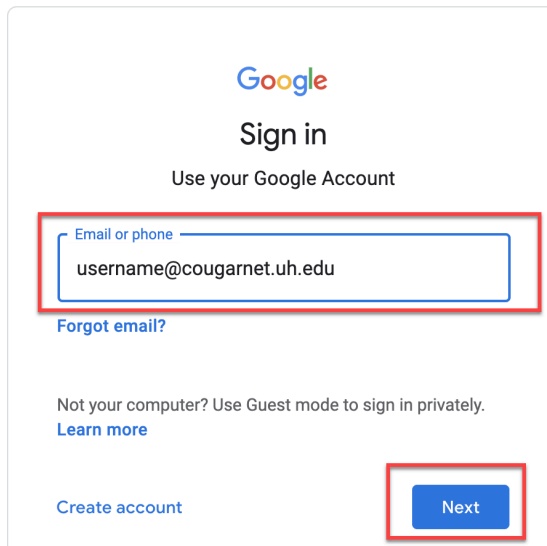


3. If you are not automatically in the meeting room, confirm that you are logged into your **@cougarnet.uh.edu** account, and try again.



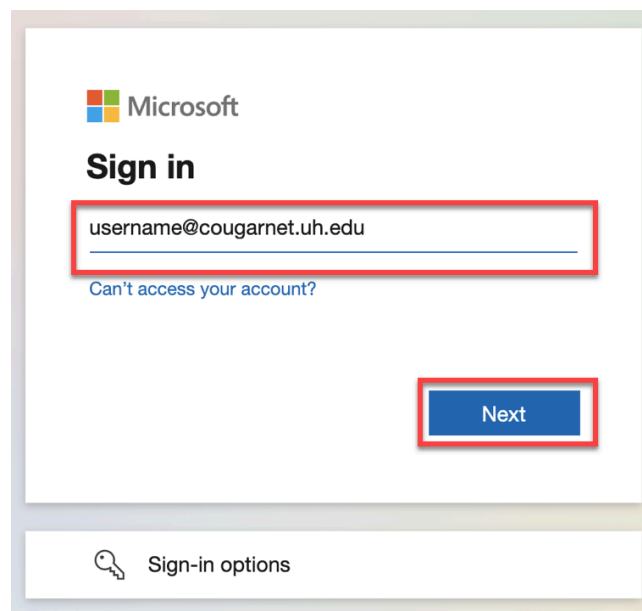
- Through the Google platform

- Sign in to the Google platform with your “**yourCougarNetID@cougarNet.uh.edu**” email



The image shows the Google sign-in page. At the top is the Google logo, followed by the text "Sign in" and "Use your Google Account". Below this is a text input field labeled "Email or phone" containing the email address "username@cougarNet.uh.edu". A red rectangular box highlights the input field. Below the field is a link that says "Forgot email?". Further down, there is a line of text: "Not your computer? Use Guest mode to sign in privately." followed by a link "Learn more". At the bottom left is a link "Create account". At the bottom right is a blue button labeled "Next", which is also highlighted with a red rectangular box.

- This will lead you to the UH CougarNet Microsoft sign-in page where you can now log in with your **CougarNet ID** and **password**



The image shows the Microsoft sign-in page. At the top is the Microsoft logo, followed by the text "Sign in". Below this is a text input field containing the email address "username@cougarNet.uh.edu". A red rectangular box highlights the input field. Below the field is a link that says "Can't access your account?". At the bottom right is a blue button labeled "Next", which is also highlighted with a red rectangular box. At the bottom of the page, there is a section titled "Sign-in options" with a key icon.

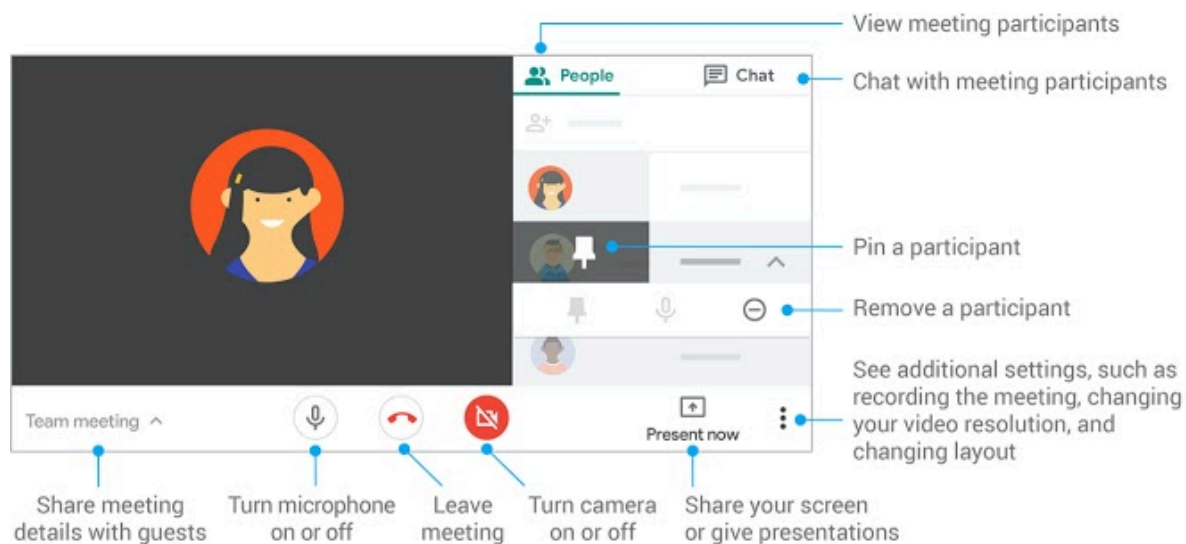
- Through a web browser:

- Click on the meeting link URL.
- Enter a nickname or leave it blank to start your own meeting. Click Continue.
- **Click Join now.**

- Through the Meet App

- Download the **Meet** app from the app store of your choice ([Android](#), or [iOS](#).)
- Log in with your “[yourCougarnetID@cougarnet.uh.edu](#)” account.

Collaborate during a video meeting



For more information go to [Google Meet training and help](#). Please feel free to call or email if you have any questions. We will be happy to assist you.

[Live-Chat](#) support@nsm.uh.edu • 713.743.1618 • Fleming, 127 • M–F, 8 AM–5 PM • [@UHNSMIT](#) • [MyNSM](#)
