A WOMEN'S DISCIPLE MAKING MOVEMENT TRAINING

Participant Handouts

Table of Contents

1 - State of Women in the World 5
1 - The Whole Person - Physical, Emotional, Intellectual, & Spiritual 7
2 - Four Fundamental Relationships 9
2 - Three Circles Diagram 11
3 - What is a Disciple? 13
4 - Women's IDMM Process 15
4 - Women's IDMM Diagram 17
5 - A Woman of Noble Character 19
5 - Development Handouts 21
6 - When Did Jesus Pray & What Did He Pray for? 25
6 - Prayer Walking the Community 27
7 - Relief vs. Development 29
8 - Needs and Resources in the Community 31
9 - Discovery Group Process 33
9 - 26 Discovery Groups: Creation to Christ 35
9 - IDMM Bible Discovery passages 37
10 - Conception, Puberty, & Menopause Handouts 41
11 - Women's Hygiene Hand Washing Handouts 59
12 Monthly Cycle Beads & How to Use Them 63
12 - Birth Spacing 65
13 - Truth, Lies, and God's Promises - Practical Steps 67
14 - List of 100 69
14 - Preparing your testimony 75
15 - Picture Handouts 79
16 - Acts of Love & Seed Projects 87
17 - Discovery Group Practice 97
18 - Women's IDMM Evaluation 103

ROLE PLAYS & ACTIVITIES 105
1 - *¿Why Do We Have a Special Training for Women?* 107
2 - *The Big Story Dramatization* 109
3 - *Multiplying Integral Disciples Makers* 111
4 - *Women's IDMM Process Overview* 113
5 - *Created in the Image of God/A Woman's Worth* 115
6 - *Learning to Pray Like Jesus* 117
7 - *River Crossing* 119
10 - *How God Designed Women & Stages of Womanhood* 121
11 - *Hand Washing Activity* 123
12 - *I Wish I Had Your Problem!* 125
13 - *Not Good Enough* 127
14 - *Relational Evangelism* 129
16 - *Acts of Love & Seed Projects* 131
18 - *What am I Going to Do after this Training?* 133

State and Status of Women in the World - HANDOUT 1

Women can be categorized as one of the world's most oppressed and the largest of the unreached people groups.

Literacy:

1. Of the 773 million illiterate people of the world, two-thirds are girls and women.
2. Educated women are more able to find work and earn more than illiterate
3. Women, though worldwide, on average, women who work earn 24% less than men.
4. A child born to a mother who can read and write is 50% more likely to survive past the age of 5.
5. Illiteracy prevents women from accessing information that improves health and well-being.
6. Illiteracy keeps women from reading and learning God's word and His care for them.

Health:

1. Approximately 810 women die every day from pregnancy or delivery related issues. 99% occur in developing countries.
2. Preventable complications after birth such as fever, anemia, fistula, urinary leakage, and depression affect 20 million women yearly.
3. Yearly, 16 million girls between the ages of 15-19 give birth. In developing countries, complications from pregnancy and childbirth are the leading cause of death in this age group.
4. An estimated 1.8 million children are living with HIV, contracted from their mothers during pregnancy, childbirth, or breastfeeding. Lack of access to medical care is a major obstacle to preventing this problem.

Work:

1. Women working outside the home typically earn less than men and are more likely to work in unstable jobs with no benefits.
2. Women do nearly all the childcare, cooking and care of the home, even when they work outside the home.
3. Many, many women work with no pay.
4. On a global scale, women cultivate more than half the food grown.

Status:

1. The low status of women impacts all these statistics.
2. Women are more likely to live in poverty than men.
3. Violence against women is tolerated and even approved in many cultures. One out of every 3 women around the world have suffered physical and/or sexual violence.
4. About 71% of human trafficking victims are women and girls.
5. The low status of women in many cultures leaves them with no recourse for self protection.

The Whole Person: Physical, Emotional, Intellectual, & Spiritual - HANDOUT 2

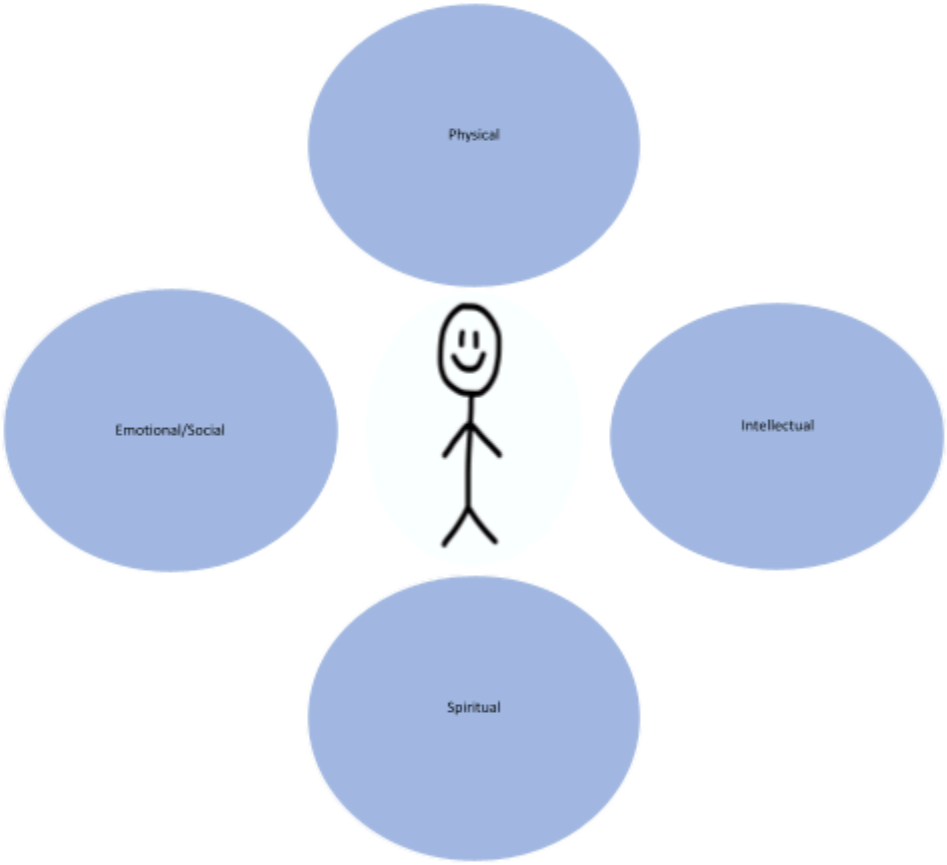

FOUR FUNDAMENTAL RELATIONSHIPS

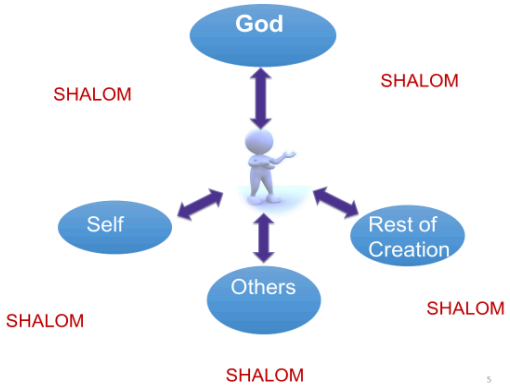

BROKEN RELATIONSHIPS

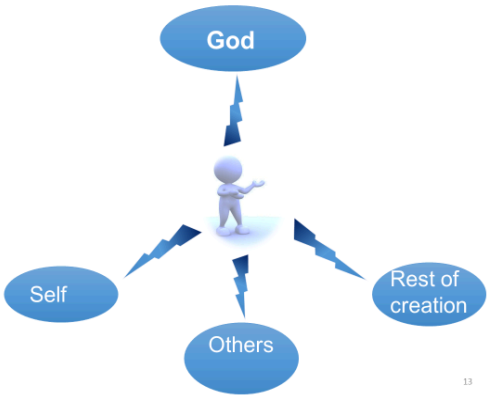

REDEMPTION

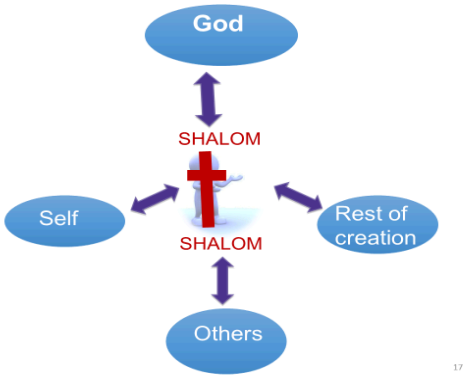

Big Story References
Genesis 1:26-31
Genesis 3:15
Genesis 2:15-17
Genesis 3:1-24
Hebrews 1:2-3
Colossians 1:15-20
Luke 4:16-21

Luke 4:43

Matthew 4:23
Matthew 9:35
Luke 9:1-2
Luke 10:8-9
2 Corinthians 5:18-2

Three Circles Diagram - HANDOUT



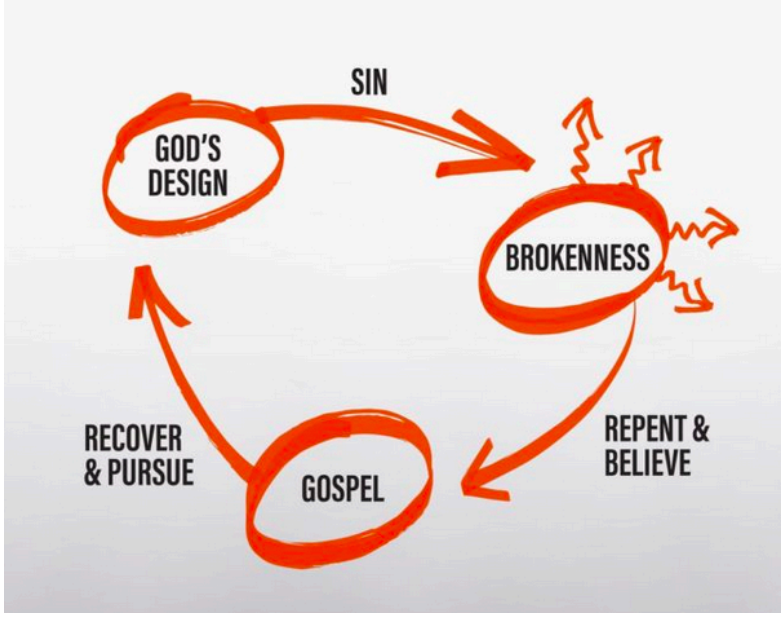
SIN
GOD'S DESIGN
BROKENNESS
REPENT & BELIEVE
GOSPEL
RECOVER & PURSUE

What is a Disciple?

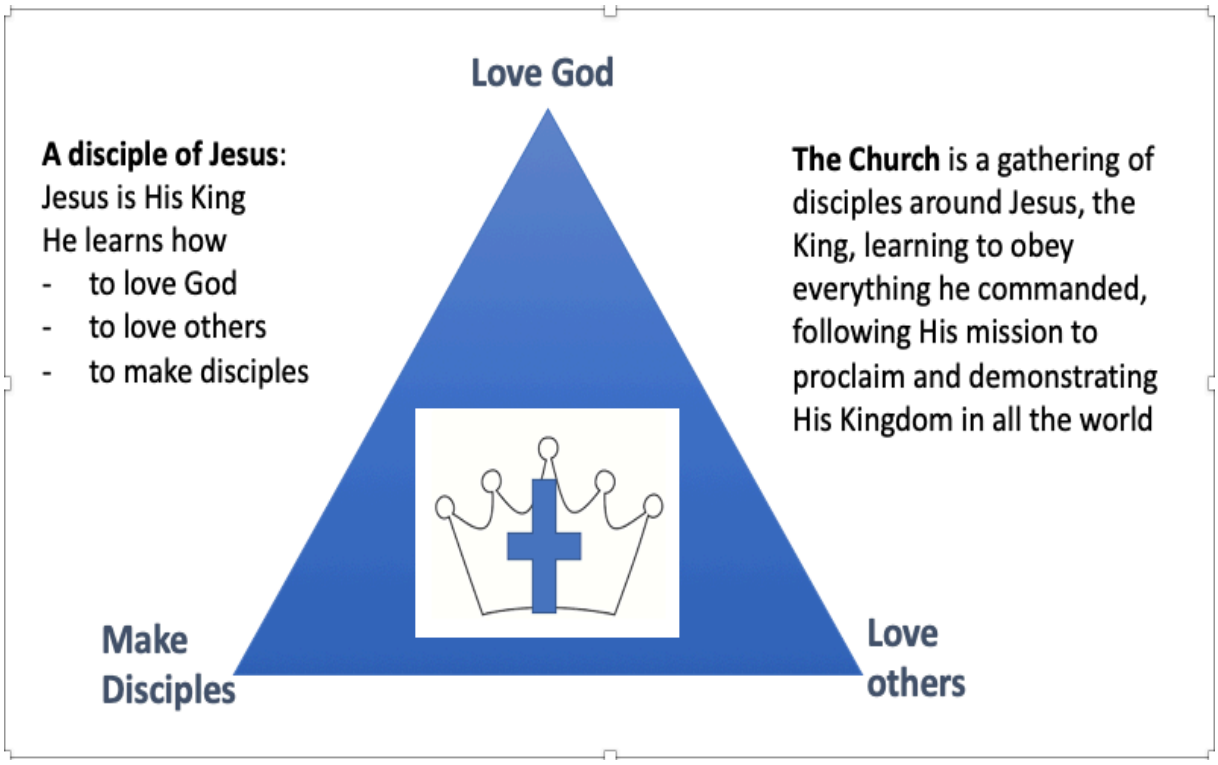

References:
Matt. 9:35-10:2
Matthew 28:18-20
Luke 10:25-29
Luke 2:52
2 Tim 2:2

WHOLE GOSPEL TO THE WHOLE WORLD
3 W'S – LUKE 4:16-21

Women's IDMM Approach Process - HANDOUT 1

During this training, we will review each step in this process and the important guiding principles. Each step in the process needs to be understood and implemented as we develop integral disciple makers in the community.

1. IDMM Team members are trained in IDMM. (sit with you and then you send out the team)
2. The IDMM Team pray earnestly for the peoples and area where they hope to minister. They do prayer walks in the area.
3. The IDMM Team enters the community and start to gather information about the community.
4. The IDMM Team have conversations with many people in the community. They drink a lot of tea
5. They pray for persons of peace.
6. As they are having a spiritual conversation, they find a person who is open to the truths of God's word and desires change in their community.
7. The IDMM Team encourages the person of peace to share with their extended family and friends what they are learning about the Kingdom of God.
8. The IDMM Team starts a discovery group with family or friends of the person of peace.
9. They begin to listen to God's Word together and answer three questions:
    a. What do we learn about God?
    b. What do we learn about man?
    c. If we believe this is God's Word, what will we do about it? I will…
10. They also have a health lesson each week. The IDMM team models how to lead the group.
11. First, the IDMM team models how the group is led (M=MODEL)
12. Then, after a few sessions, they encourage the person of peace to lead the discovery group. The IDMM team helps as needed. (A=ASSIST)
13. Next, the leader watches the person of peace as they lead. (W=WATCHES)
14. The IDMM trainer leaves the group and the person of peace continues to lead their group. (L=LAUNCH OR LEAVE)
15. The IDMM trainer prays for the person of peace and his/her family to seek God, learn about Jesus and receive Him. They discover truth in the stories of Jesus from New Testament.
16. They pray to receive Christ.
17. New believers are baptized.
18. The discovery group continues to grow and soon the person of peace identifies a person in his/her group to lead a new group.
19. They go through the same process of modeling, assisting, watching and letting the new leader lead on his own.
20. Individuals in the groups are encouraged to reach out to practical needs of their neighbors and friends through Acts of Love.
21. The IDMM trainer meets weekly with the discovery group leaders. He asks them about their group, their study of God's Word, and introduces new passage of God's Word to study.
22. The IDMM trainer and discovery group leaders practice leading relevant health or social topic.
23. The discovery group leader returns to his group and models a process of Looking back (reviewing the past week), looking up (discovering truth in God's Word), looking forward (sharing who they will share with in the coming week) and looking out (addressing health and social needs in their lives).

24. The IDMM trainer introduces the idea of seed project – a small project that the discovery groups can plan and do in the community to address a need in the community.
25. The discovery groups go out and does a seed project such as cleaning up garbage in the community.
26. IDMM Trainers and Discovery groups pray earnestly for their neighbors and friends to follow God in the same way they have.
27. New groups are started by community members (not IDMM team). IDMM Team members are trained in principles and practice of both integral ministry and Disciple Making Movement (IDMM).

IDMM = Integral Disciple Making Movement (CHE-DMM)

Disciple Maker or Discovery Group Based Approach

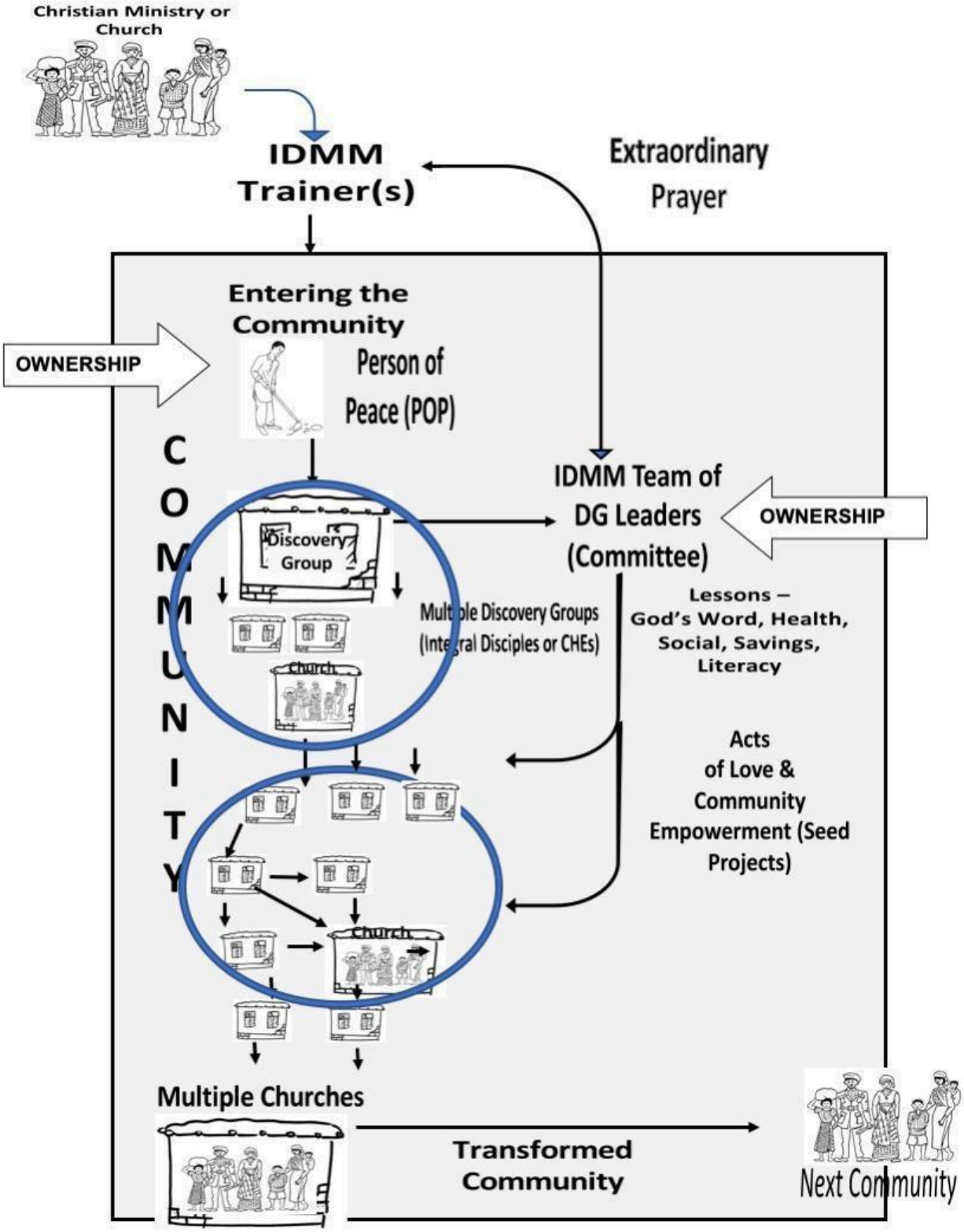

A WOMAN OF NOBLE CHARACTER - HANDOUT 1
Proverbs 31:10-31

Who can find a virtuous and capable wife? She is worth more than precious rubies. Her husband can trust her, and she will greatly enrich his life. She will not hinder him but help him all
her life. She finds wool and flax and busily spins it. She is like a merchant's ship; she brings her
food from afar. She gets up before dawn to prepare breakfast for her household and plans the
day's work for her servant girls.

She goes out to inspect a field and buys it; with her earnings she plants a vineyard. She is energetic and strong, a hard worker. She watches for bargains; her lights burn late into the night. Her hands are busy spinning thread, her fingers twisting fiber.

She extends a helping hand to the poor and opens her arms to the needy. She has no fear of winter for her household because all of them have warm clothes. She quilts her own bedspreads. She dresses like royalty in gowns of finest cloth.

Her husband is well known, for he sits in the council meeting with the other civic leaders. She makes belted linen garments and sashes to sell to the merchants. She is clothed with strength
and dignity, and she laughs with no fear of the future.

When she speaks, her words are wise, and kindness is the rule when she gives instructions. She carefully watches all that goes on in her household and does not have to bear the consequences of laziness.

Her children stand and bless her. Her husband praises her; "There are many virtuous and capable women in the world, but you surpass them all!" Charm is deceptive, and beauty does not last; but a woman who fears God will be greatly praised. Reward her for all she has done. Let her deeds publicly declare her praise.

One New Person from Two - HANDOUT 2

One New Person from Two

The egg and the sperm each have a set of instructions (chromosomes) from the parents on how the baby is to be created. This includes things such as baby's hair color, eyes, gender, and all the other features that make up each unique person.

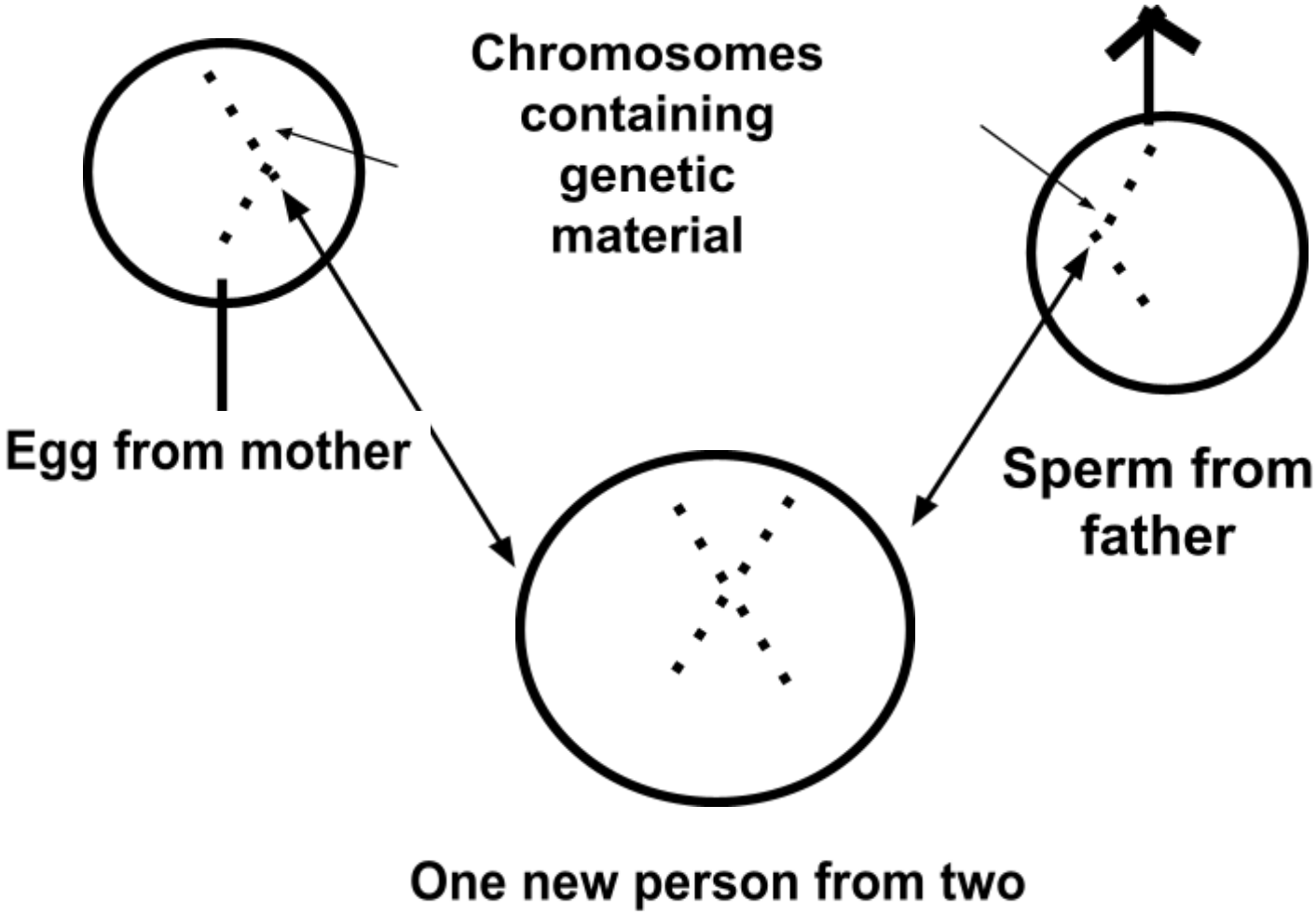

Embryo Development - HANDOUT 3

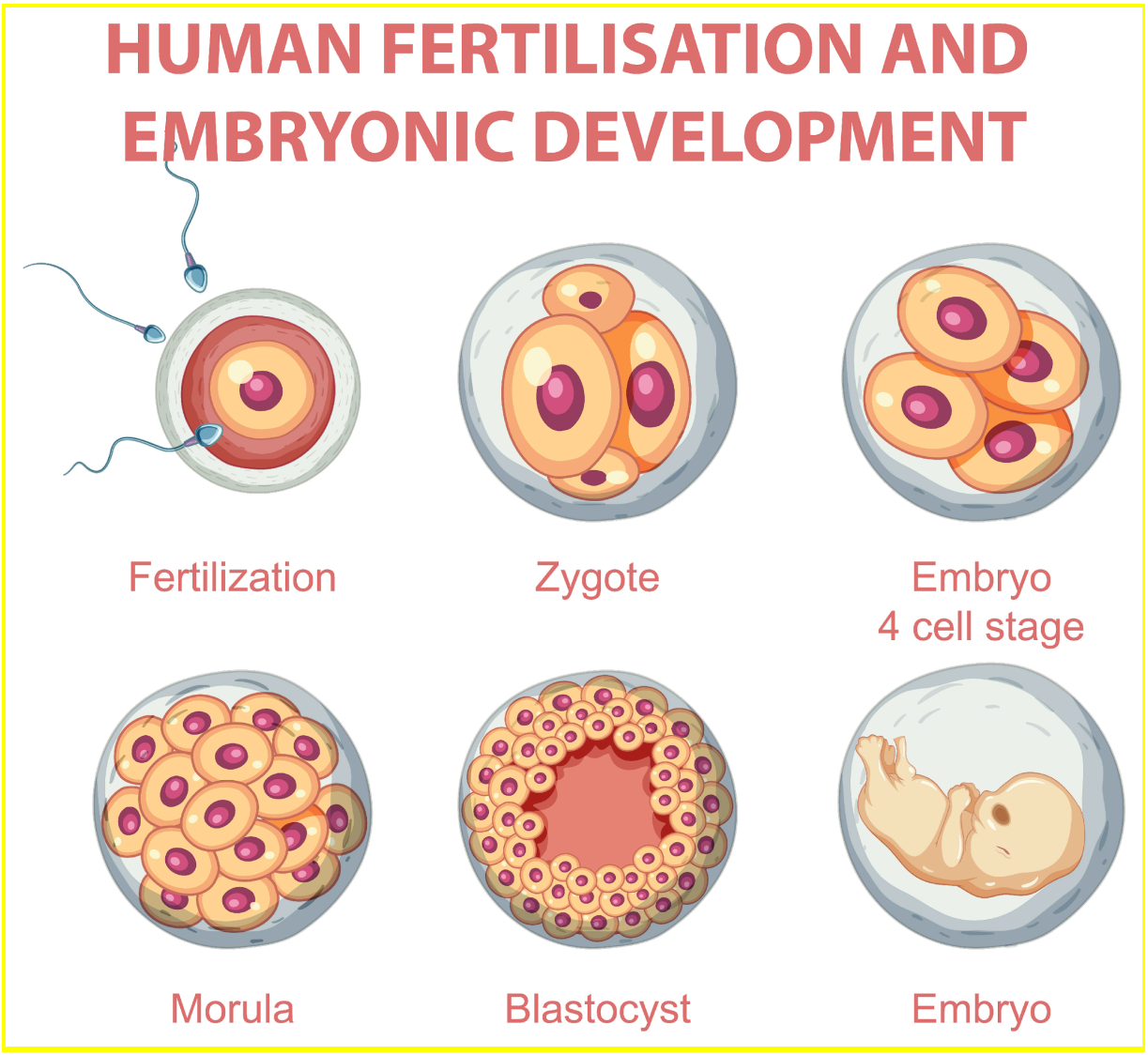

UNICEF
https://www.freepik.com/free-vector/human-fertilisation-embryonic-development-human-nfograph_24080954.htm#query=embryo%20development&position=27&from_view=keyword

Learning to Pray Like Jesus - HANDOUT 1

WHEN did Jesus pray?
And WHAT did he pray for?

Divide into small groups. Each group will look at 2 or 3 Bible passages.
You can also add other Scripture passages.

Luke 5:15-16	**Luke 6:12-13** (What is Jesus about to do?
Mark 1:35-38 (What did Jesus do the day before? And what was he preparing to do?	**Matthew 14:22-23** (What happened just before this?)
John 5:19-20 (How could Jesus do all that he did?)	**Matthew 6:9-10** (What did Jesus pray for?)
Matthew 26:36-39 (When did this happen?)	**John 17:20-21** (When did this happen? Who is Jesus praying for?)

John 6:44-45

Prayer Walking the Community HANDOUT 2

How do we learn about ways that God is already working in this community?

1. Ask God to show you what he is doing already there
2. Walk around looking and listening and asking God for his guidance
3. Ask God to lead us to people He wants us to meet.
4. Ask God to show the Person of Peace
5. Let people feel it is safe to tell us their story. Create a safe space where they can do this
6. Look for what God is awakening in me about this place
7. Information, just being there, be a listener
8. Have conversation not interview
9. Start spiritual conversations with people.
10. Listen to stories people tell about others and their place
11. Observe, Use the senses – smell, taste, hearing, sight
12. Develop friendships/ relationships
13. Review previous studies done in the area

How do we respond in prayer to the information we are gathering?

1. Pray for the ministry in the community
2. Wait on the Lord for guidance.
3. Be disciplined and unified in prayer.
4. Maintain journals of prayer activities.
5. Prayer walks through the community.
6. Enlist the local church to pray with the IDMM team.
7. Pray for protection from spiritual forces (Ephesians 6:10-18).
8. Keep relationship with God strong and up-to-date.
9. Meditate and pray through God's Word for leading in prayer.
10. Pray specifically for people who are under influence of spiritual forces.
11. Fuel intercessory prayer through gathering of spiritual information.

Walking and Praying through the Community

1. Even if you live in the community, look at it with the eyes and attitude of a stranger.
2. If not from the community, find a Person of Peace to walk with you, if possible. Luke 10:1-12
3. Walk around observing how the people live and socialize with each other. Use all your senses.

4. As you walk, pray for what you see and sense from God's Spirit. Begin to discern why there are certain values or behavior in the community.
5. If you see people outside, greet them, tell them who you are and that you are interested in learning about this place
    a. How long have you lived here?
    b. What do you like about this community?
    c. If you could change one thing about your community, what would that be?
6. Listen to stories about people and the community
7. Record observations and findings after you finish walking

COMPARING RELIEF VS. DEVELOPMENT

	RELIEF **Doing for**	**DEVELOPMENT** **Empowering/ transformation**
1)Examples	Clothes & food give away	People equipped to change something in their community, and they are doing it
2)When Do?	Crisis - short or medium term	Long Term need that is holding the community back
3)Target?	Individual or community if disaster	Community
4)Oriented toward?	Oriented toward the event. To do right now	Oriented towards relationships
5)Who Does?	Outsider does for them	Insider does for themselves
6)Behavior Change	No behavior change	Behavior changes with transformation
7) Duration	Short term (max 3 months); one time	Long term transformation
8) Resources Come From	Outside	Inside, from local people and community
9) Ownership	Outsider	Insider, local people from the community
10) End Result	Few people affected but no change in life style	Physical, spiritual, and social change taking place throughout community

Needs and Resources

What is the problem?

What are possible solutions?

Choose one and answer the following questions

A. Who are people in your community who are resources to help with this need?

B. What materials and tools are available locally to help with this need?

C. **Where can money be found locally to help with this need?**

D. **What public service and facility resources are available to help with this need?**

DISCOVERY GROUP PROCESS

I. **LOOKING BACK**

1. What are you thankful for this week?
2. What are you struggling with this week? How about your family, friends, and neighbors?
3. With whom did you share last week's learnings?
4. How did it go with your "I will's"? Ask about spiritual, physical and social changes.

II. **LOOKING UP**

1. Read a passage, tell a story or do a drama of the story – 10-15 verses maximum. Others listen
2. Another person reads the passage or tells the story. Others listen.
3. Another person restates passage in his own words, without interpretation
4. Group adds or removes content so that the restatement is most accurate and understandable
5. Ask another person to retell in their own words.

6. **Three Questions:**
   a. What does this passage teach us about God?
   b. What does this passage teach us about people?
   c. If this is God speaking, how will you respond this week to what you have learned?

   "I will…"

7. **Guidelines:**
   a. The leader is facilitator not teacher
   b. The group focuses on the Word of God, to listen and obey
   c. Facilitator depends on the Holy Spirit
   d. Facilitator will answer questions or share as a member of the group
   e. Focus on the passage. No cross referencing or outside resources
   f. Others can ask "where do you find this in the text?" if a member goes to outside resources

III. **LOOKING FORWARD**

1. With whom will you share what you learned this week?
2. Name and pray together for our Very Important Person (VIP) (not yet a believer around me that God has put on my heart)
3. Ask God (Time of listening) how I can be a witness in actions and words to my VIP. Share and Pray

IV. **LOOKING OUTWARD (INTEGRAL DISCIPLE MAKING)**

1. Do you know someone who has a need that we can help with this week? (Plan an Act of Love that the group can do). When there are multiple discovery groups, they can plan small community projects (seed projects).
2. Are there any health issues or other problems that you are concerned with? (The disciple maker can share with his coach who can give him picture book to teach a health lesson)
3. Short health lesson (topic chosen based on needs in community)

Discovery Group Stories – Creation to Christ

The Creation of the world

1. Creation of the world -Genesis 1:1 - 2:3
2. Creation of man -Genesis 2:4 – 25

The story of sin - The Disobedience of Man

3. The first sin & judgment
4. Sin spreads to Adam and Eve's children -Genesis 4:1-16
5. Sin spreads to the whole world - flood -Genesis 6:11-22 , Genesis 7:11-23, Genesis 8:14-22

The Story of Redemption - The Cost of Sin and the Promise of Forgiveness

6. God's promise to Abraham -Genesis 12:1-9, 15:1-6
7. God provides the substitute sacrifice for Issac – Genesis 22:1-19
8. Abraham's descendants enslaved then God chooses Moses as liberator -Exodus 1:1-14, 3:1-14
9. The Passover – the blood and the lamb -Exodus 12:1-28
10. God gives his 10 commandments and sacrifice for breaking the law -Exodus 20:1-21, Lev 4:1-4
11. God's People Continually Sin –Judges 2:10-23
12. God will send a redeemer –Isaiah 9:1-7, and 53

Jesus Comes to Fulfill the Promise of Salvation

13. Birth of Jesus according to prophecy –Matthew 1:1-15
14. Baptism of Jesus –"Behold the Lamb of God," testimony of John and the Spirit –Matthew 3; John 1:29-34
15. Temptation of Christ –Matthew 4:1-11
16. Jesus has authority to forgive sin –paralyzed man and 4 friends –Luke 5:17-26
17. Jesus has power over nature – Calms the Sea –Mark 4:35-41
18. Jesus has authority over spirits – Garasene Demoniac Mark 5:1-20
19. Jesus has power over death – Jesus raises Lazarus to life –John 11:1-45
20. Jesus is the Savior who brings Eternal Life –John 4:1-26, 39-42

The Promise fulfilled

21. The Last Supper – "This is my broken body and my blood that was shed for you" –Matthew 26:18-30
22. Jesus is betrayed, arrested, falsely accused, tried and sentenced to death –John 18:1-19:16
23. The crucifixion, decision for and against Jesus, "It is finished" –John 19:16-42
24. The resurrection and appearance to disciples and followers Luke 24:1-35
25. Jesus returns to the Father, the Ascension Luke 24:36-53
26. Our Response – The New Birth John 3:1-21

DISCOVERY GROUP PASSAGES FOR LOOKING UP

Series for Non-Christians (Seekers)

HOPE SERIES
1. Hope for the sinner: Luke 18:9-14
2. Hope for the poor: Luke 12:13-34
3. Hope for the runaway: Luke 15:11-32
4. Hope for the lost: Luke 19:1-10
5. Hope for the grieving: John 11:1-44
6. Hope for the seeker: John 3:1-21

SIGNS OF JOHN
1. Turning of water into wine: John 2:1-12
2. Healing of the royal official's son: John 4:46-54
3. Healing of the paralytic: John 5:1-17
4. Feeding of the five thousand: John 6:1-14
5. Walking on water: John 6:15-25
6. Healing of the man born blind: John 9:1-41
7. Raising Lazarus from the dead: John 11:1-46
8. Jesus is the only way to the Father: John 14:1-11

Series for Christians/House Fellowships who need a Biblical Foundation

DISCOVER GOD - WHO GOD IS AND WHAT HE IS LIKE
1. Creation - Genesis 1
2. Creation of people - Genesis 2
3. Disobedience of people - Genesis 3
4. Noah and the flood - Genesis 6:5 to 8:14
5. God's promise with Noah - Genesis 8:15-9:17
6. God speaks to Abraham - Genesis 12:1-7; 15:1-6
7. God is holy [without sin] - Leviticus 19:2; Deuteronomy 32:3-4
8. God's commands to His people - Exodus 20:1-21
9. David becomes king of Abraham's descendants - 1 Samuel 16:1-13; 2 Samuel 7:1-28
10. King David and Bathsheba - 2 Samuel 11: 1-27
11. Nathan's story - 2 Samuel 12:1-25
12. David asks for forgiveness for the sin he committed - Psalm 51:1-17
13. God promises a Savior will come - Isaiah 53

DISCOVER JESUS - WHO JESUS IS AND WHY HE CAME
1. A Savior is born - Matthew 1:18-25
2. Jesus' baptism - Matthew 3:7-9, 13-15
3. A crazy man is healed - Mark 5:1-20
4. Jesus never loses His sheep - John 10:1-30
5. Jesus heals the blind - Luke 18:31-42
6. Jesus and Zacchaeus - Luke 19:1-9
7. Jesus and Matthew - Matthew 9:9-13
8. Jesus is sinless - Hebrews 4:14-16; 10:1-14
9. Jesus is the only way - John 14:1-15
10. The Holy Spirit is coming - John 16:5-15
11. The last dinner - Luke 22:14-20
12. Jesus' arrest and trial - Luke 22:47-53; 23:13-24
13. Jesus' execution - Luke 23:33-56
14. Jesus is alive - Luke 24:1-7, 36-47; Acts 1:1-11

15. Jesus will come back one day to judge the world - 1 Thessalonians 4:16-17; Matthew 25:31-4

DISCOVER THE CHRISTIAN LIFE - HOW ARE WE SUPPOSED TO LIVE AS CHRISTIANS?

1. We become Christians when we believe in Jesus and ask Him to forgive us for the sins we have committed - Acts 2:36-41
2. With assurance of salvation - 1 John 5:11-13; Ephesians 1:13-14
3. With assurance of forgiveness - 1 John 1:9
4. With the Holy Spirit living in us - John 14:15-18; Titus 3:4-7
5. With the Holy Spirit producing fruit in our lives - Galatians 5:22-23
6. In fellowship with other Christians - Hebrews 10:24-25
7. Spending time with God [prayer and reading His word] - Mark 1:35; Psalm 19:7-11
8. In victory over sin - 1 Peter 1:13-25; 2:1-3
9. Living in love - Matthew 22:36-40; 1 Corinthians 1:1-7
10. Making disciples and teaching them to obey Jesus' commands - Matthew 28:19-20
11. Giving generously - 1 Corinthians 16:1-2; 2 Corinthians 9:6-8
12. Using the spiritual gifts God has given us - Romans 12:1-8

Learn to obey the 7 basic commands of Jesus.

1. Learn and do - John 14:15-21
2. Repent. Believe. Follow - Mark 1:14-17, Ephesians 2:1-10
3. Be baptized - Matthew 28:19, Acts 8:26-38
4. Love God. Love people - Luke 10:25-37
5. Talk with God - Matthew 6:9-13. Learn and practice Jesus' model prayer
6. Remember and commemorate Jesus - Luke 22:14-20, 1 Corinthians 11:23-32
7. Give - Acts 4:32-37
8. Pass it on - Matthew 28:18-20

Passages for Bible Discovery related to IDMM

Genesis 1:26-31 and 3 :15	Big Story-Creation
Genesis 3 :1-24	Big Story- Rebellion / Fall
Isaiah 53 :5 and Col 1 : 20	Big Story- Restoration of broken fundamental relationships
Mark 5:25-34	Good Health- 4 relationships
Luke 2: 52	Integral Disciple
2 Cor 5:18-20	Our mission- Ministry of reconciliation- 4 fundamentals relationships-Poverty
Luke 10:25-37	Love your neighbour- Assistance
Luke 4:18-19, 43	Why Jesus came on earth- Kingdom-Poverty
Matthew 4 :23-25, Matthew 9 :35-38	Compassion-Ministry of Jesus
Luke 9 : 1-2, 10 : 1, 8, 9	Teach, heal the sick, cast demons. Our ministry
Acts 10:1-18	World view – Disciple ship- Transformation
Galatians 4:9, Colossians 2:8	Worldview- Strategy of the enemy
John 4.1-26	Spiritual conversations- Attitudes- Gathering info's
Acts 10:1-18	Integral development- Faith- Team work
2 Kings 4:1-7 or Mark 6:30-44	Resources in the community God multiply our resources
Matthew 25: 14-30	Wise use of local resources
Mark 10 :46-52	Marginalized
Mark 6.45-56	Move by faith
Nehemiah 1 :1-11	Nehemiah cries- Compassion- Envisioning
Nehemiah 2: 1-10	Nehemiah and the king- Resources-
Nehemiah 2 : 11-18	Needs of the community- Ways to identify
Nehemiah 4 : 1-23	Face opposition in CD
Nehemiah 5 :1-19	Social injustice and CD
Deuteronomy 23:13-15	Hygiene- Latrines
Ephesians 1 : 7, I John 1 : 7-9	Cleanness of Heart
Proverbs 3 : 8, 17 : 22	Disease and emotions
Matthew 12 : 22, Luc 13 : 10-11	Disease- from our spirit
Leviticus 13 and 15	Disease from openness in our body

<u>HANDOUT:</u> ***Female Reproductive System***

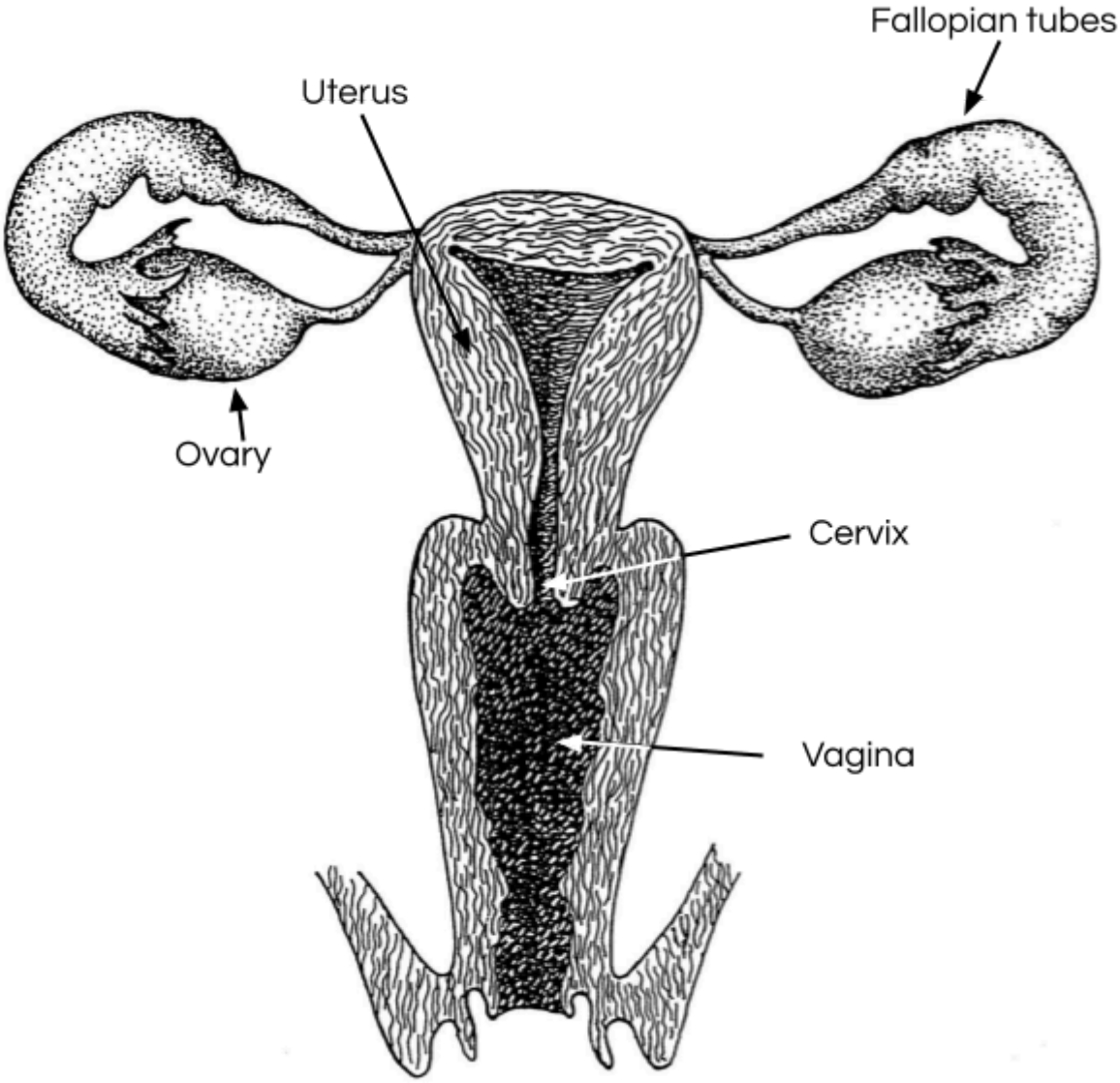

HANDOUT: ***Female Reproductive System***

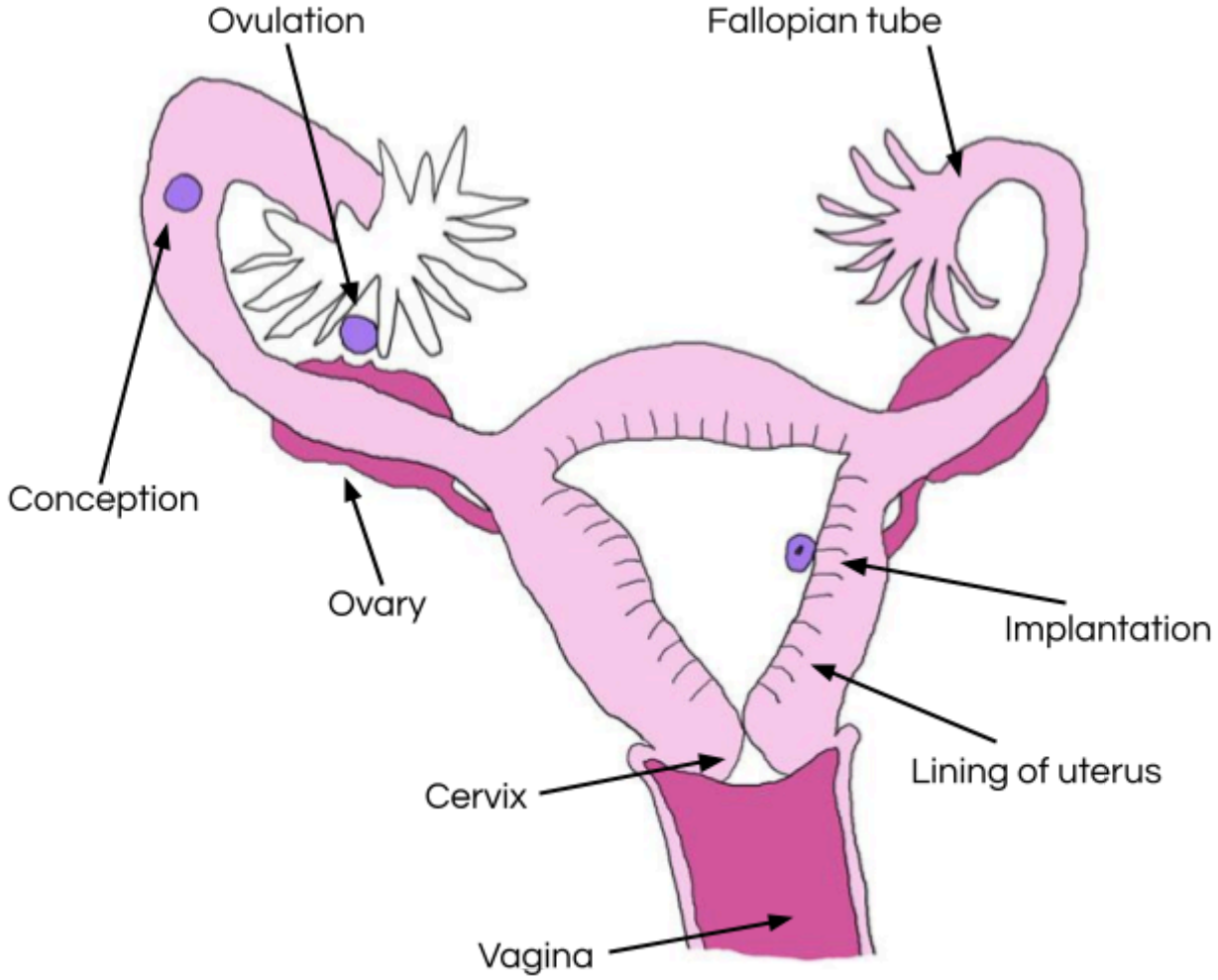

<u>HANDOUT:</u> ***Conception***

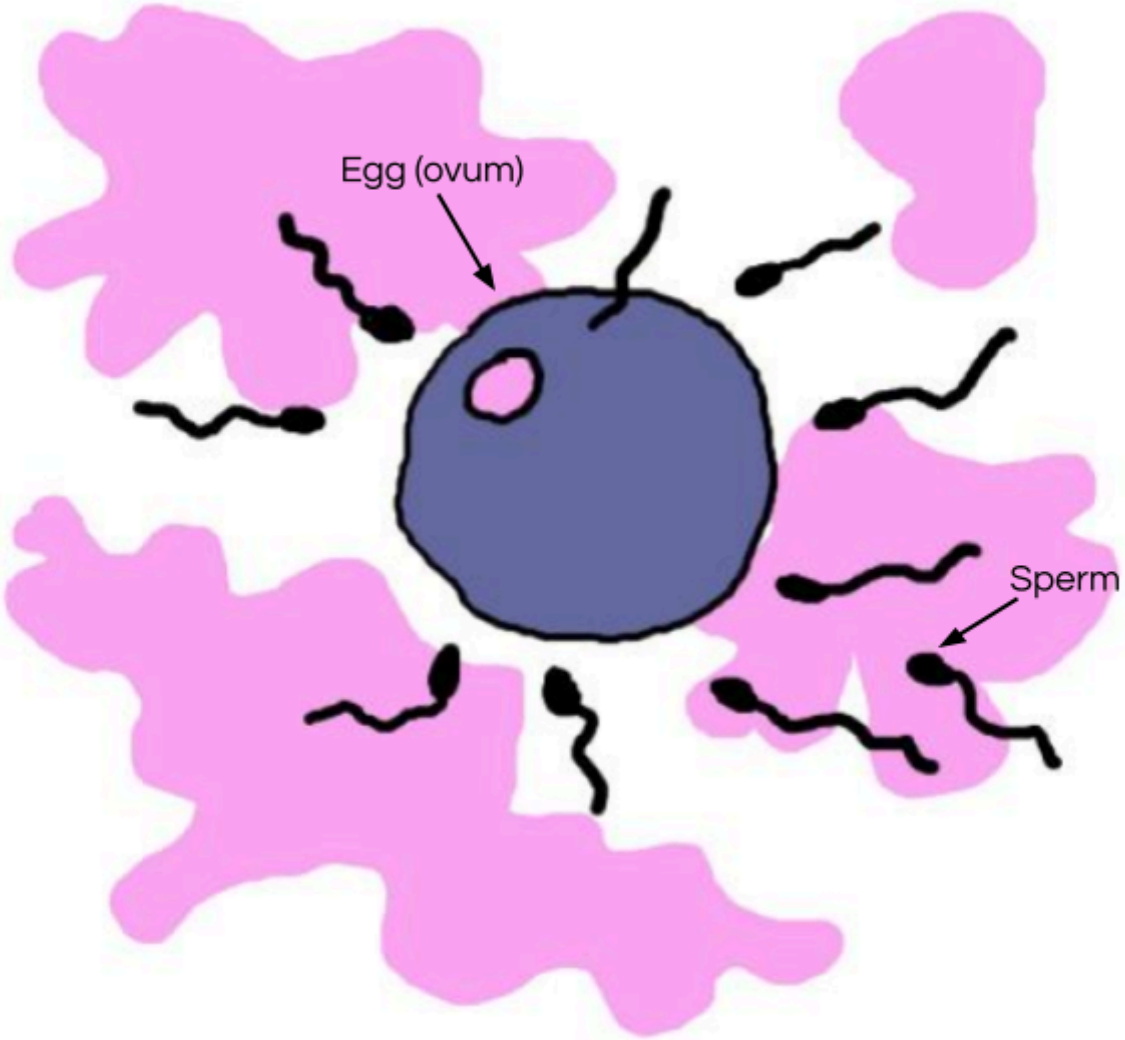

<u>HANDOUT:</u> ***Conception of Males & Females***

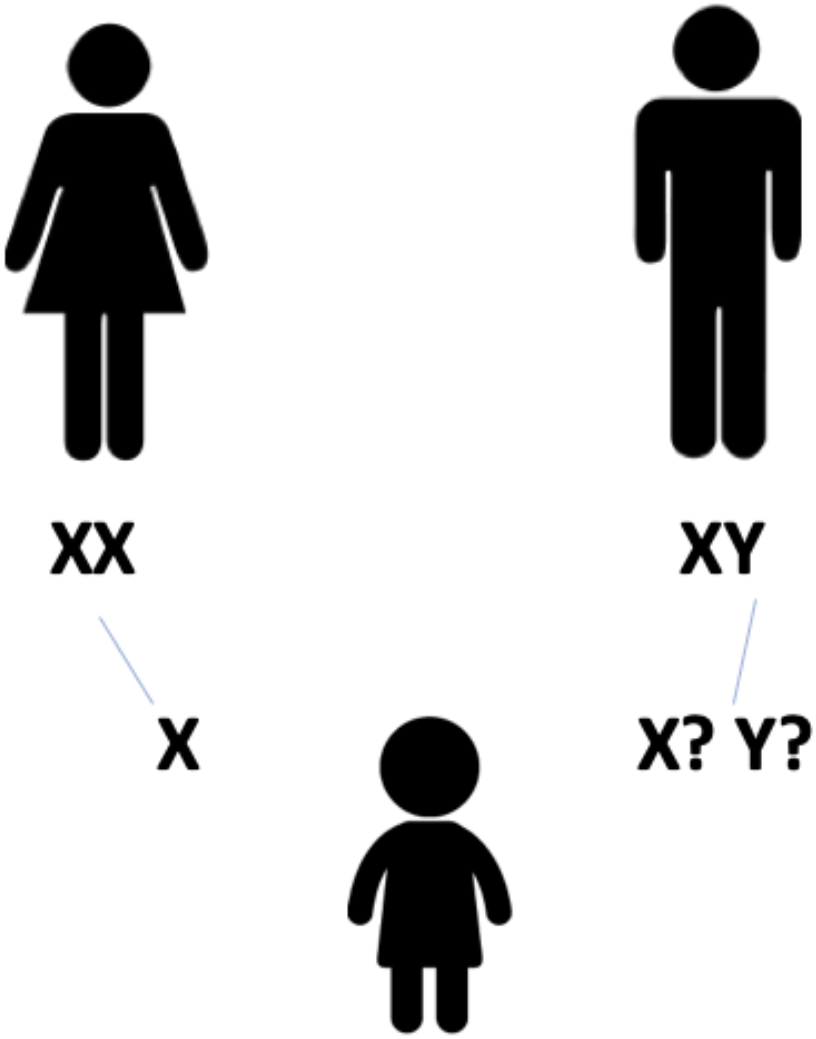

<u>HANDOUT:</u> ***How Gender Happens***

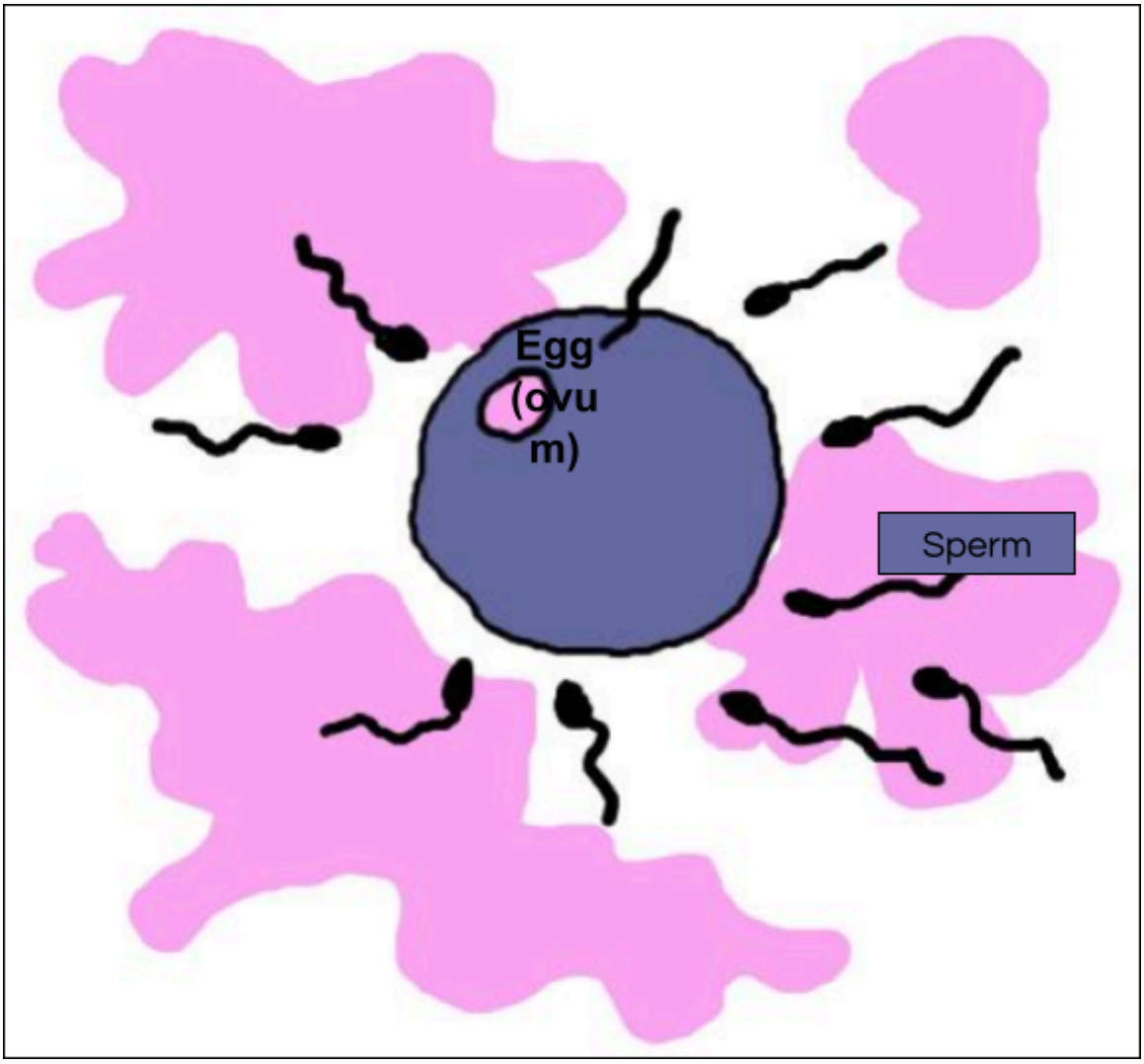

Diagram: Three Stages of Womanhood Timeline

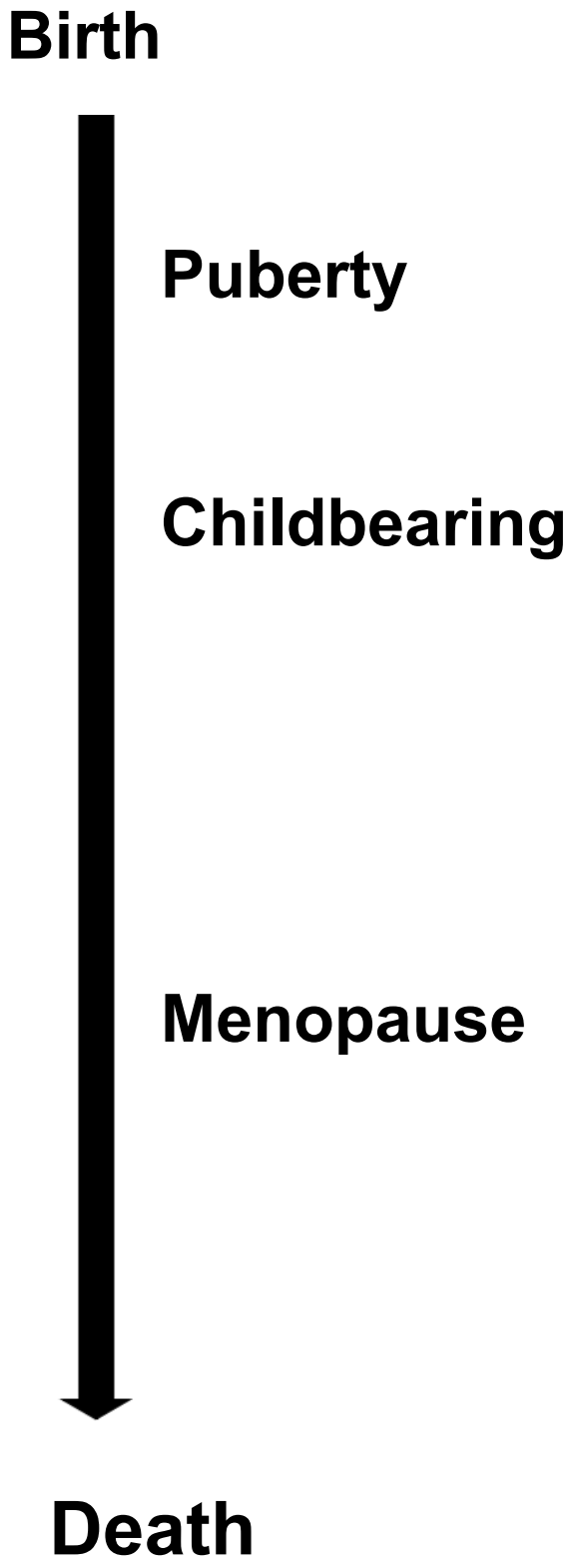

<u>Handout</u>: Changes in Puberty

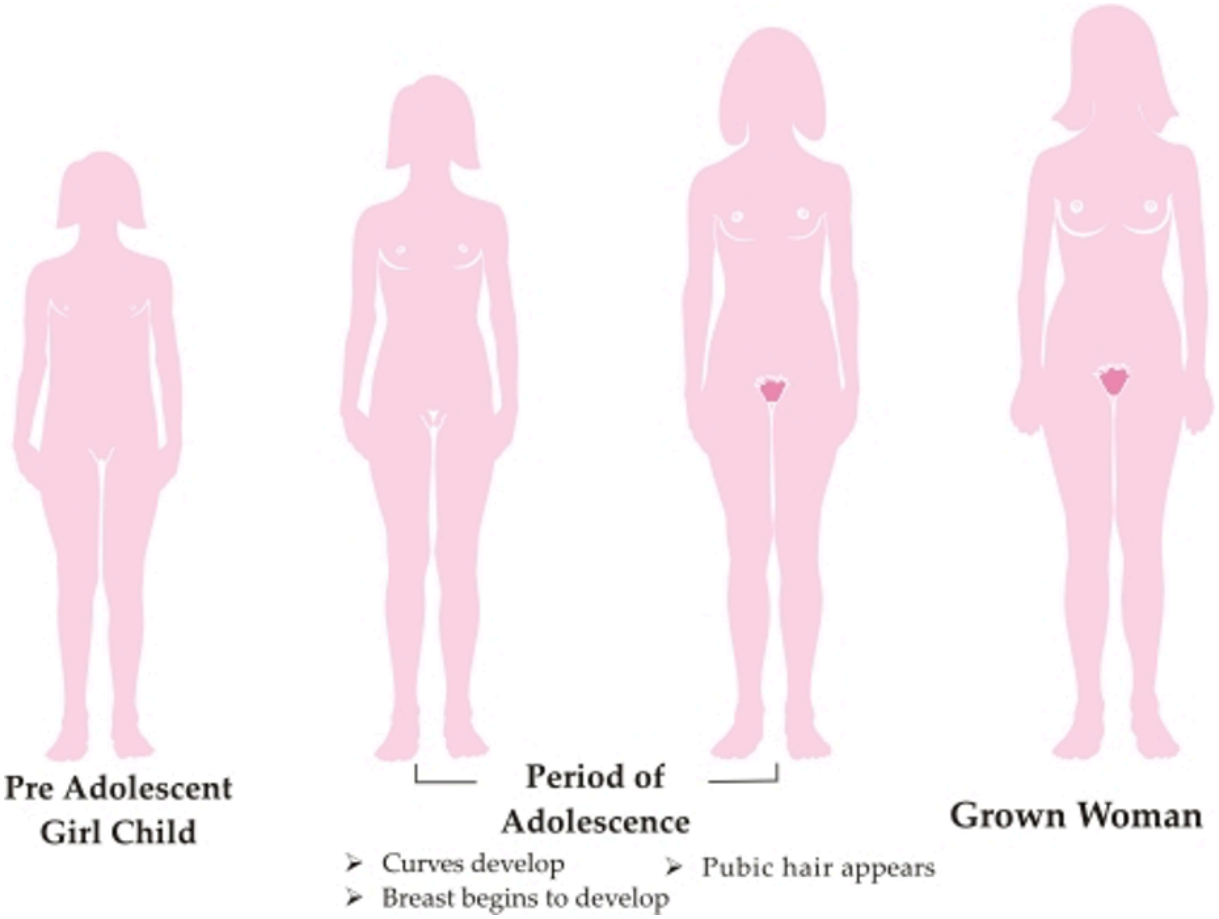

CHANGES IN PUBERTY

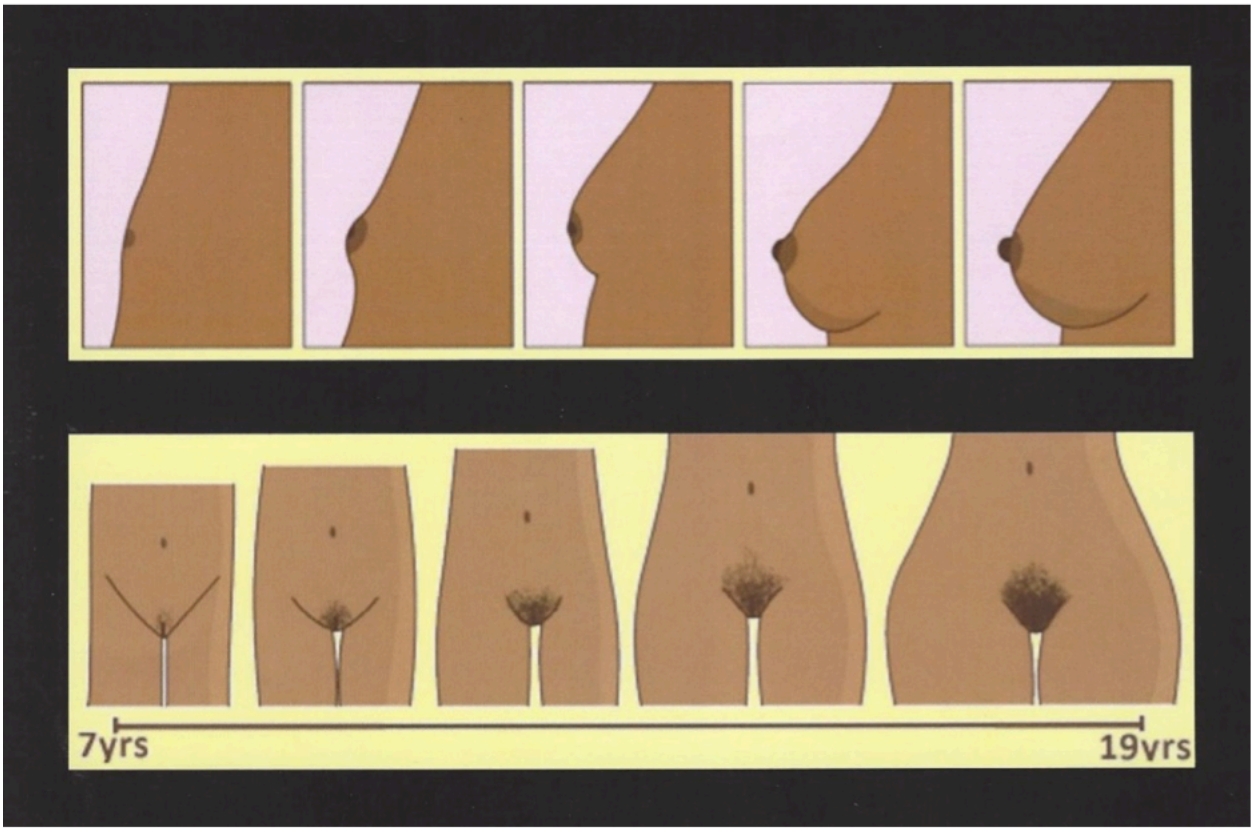

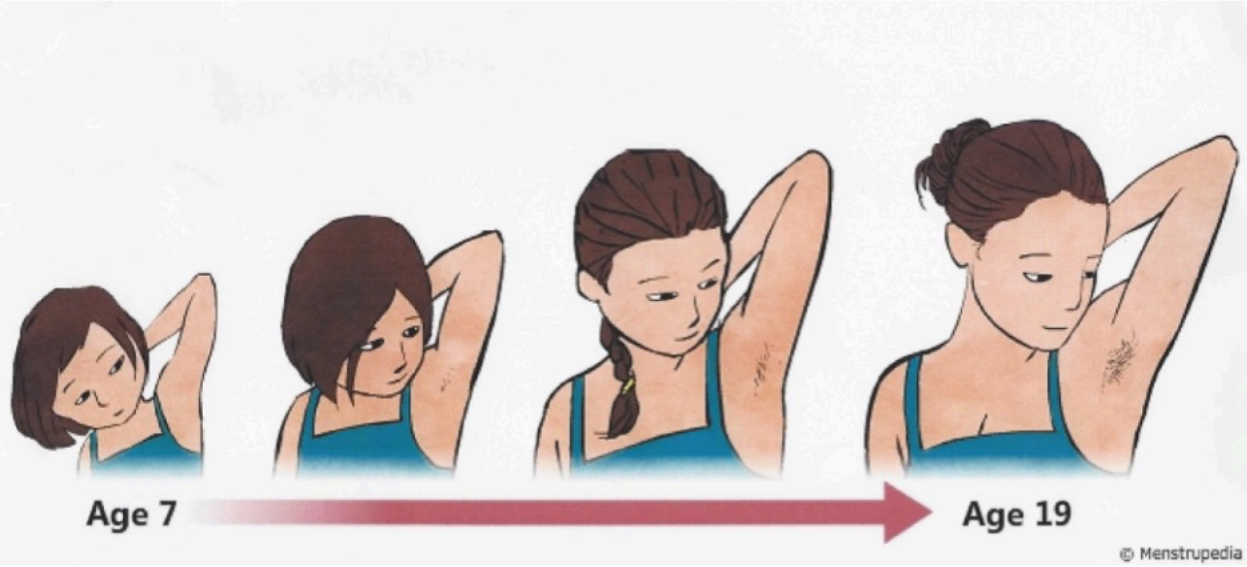

THREE STAGES OF WOMANHOOD

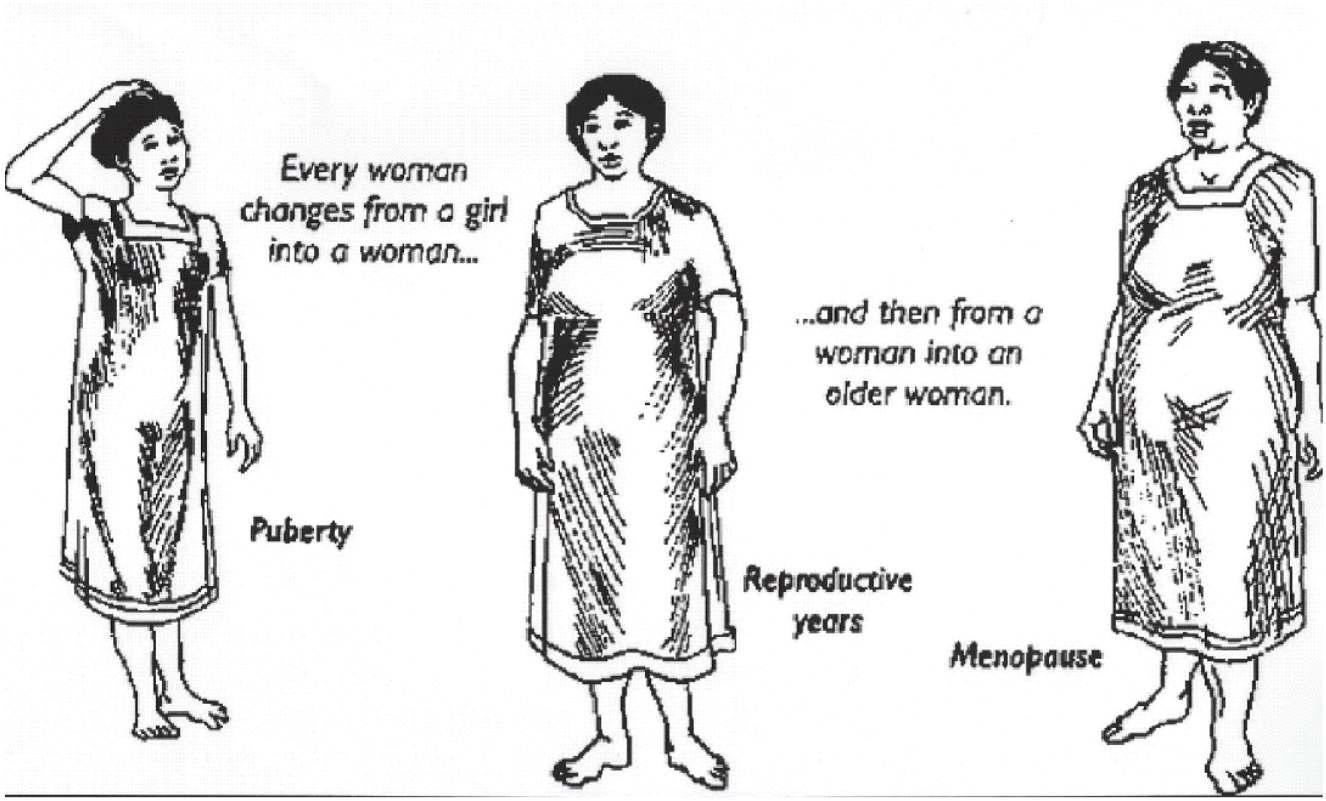

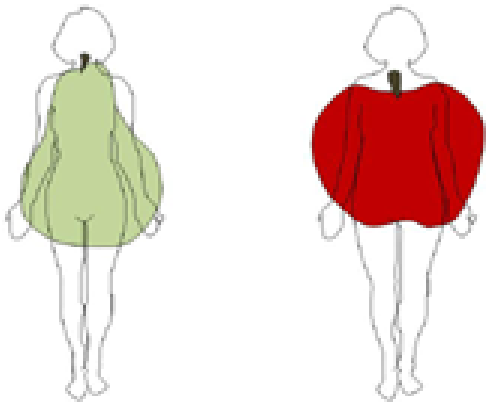

Menopause is thought to play a role in many women's midlife transition from a pear-shaped body to a more apple-shaped body.

Women's Hygiene Handwashing

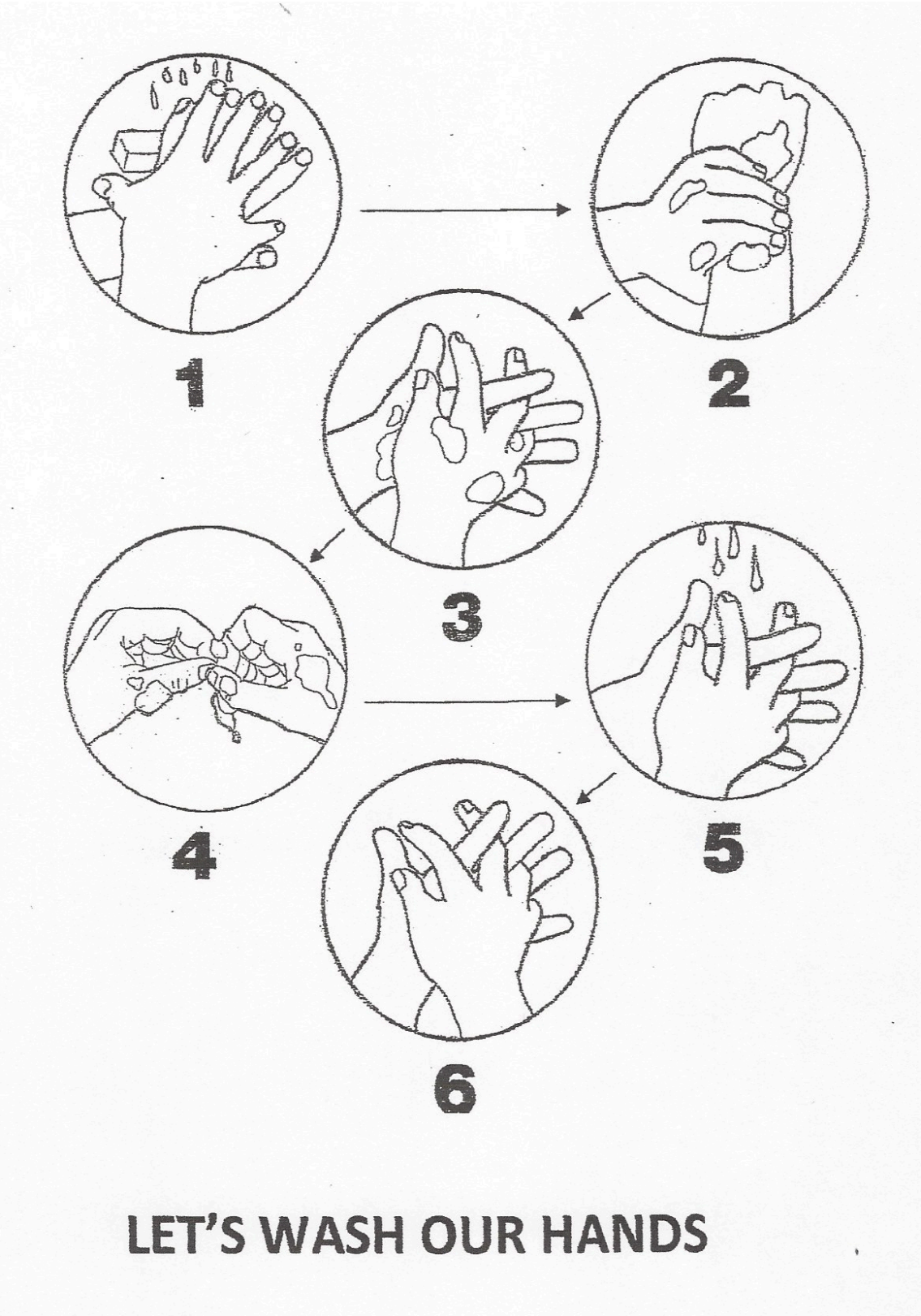

Women's Hygiene Handwashing

WASH HANDS BEFORE



WASH HANDS AFTER



FERTILITY AWARENESS
MONTHLY CYCLE BEADS

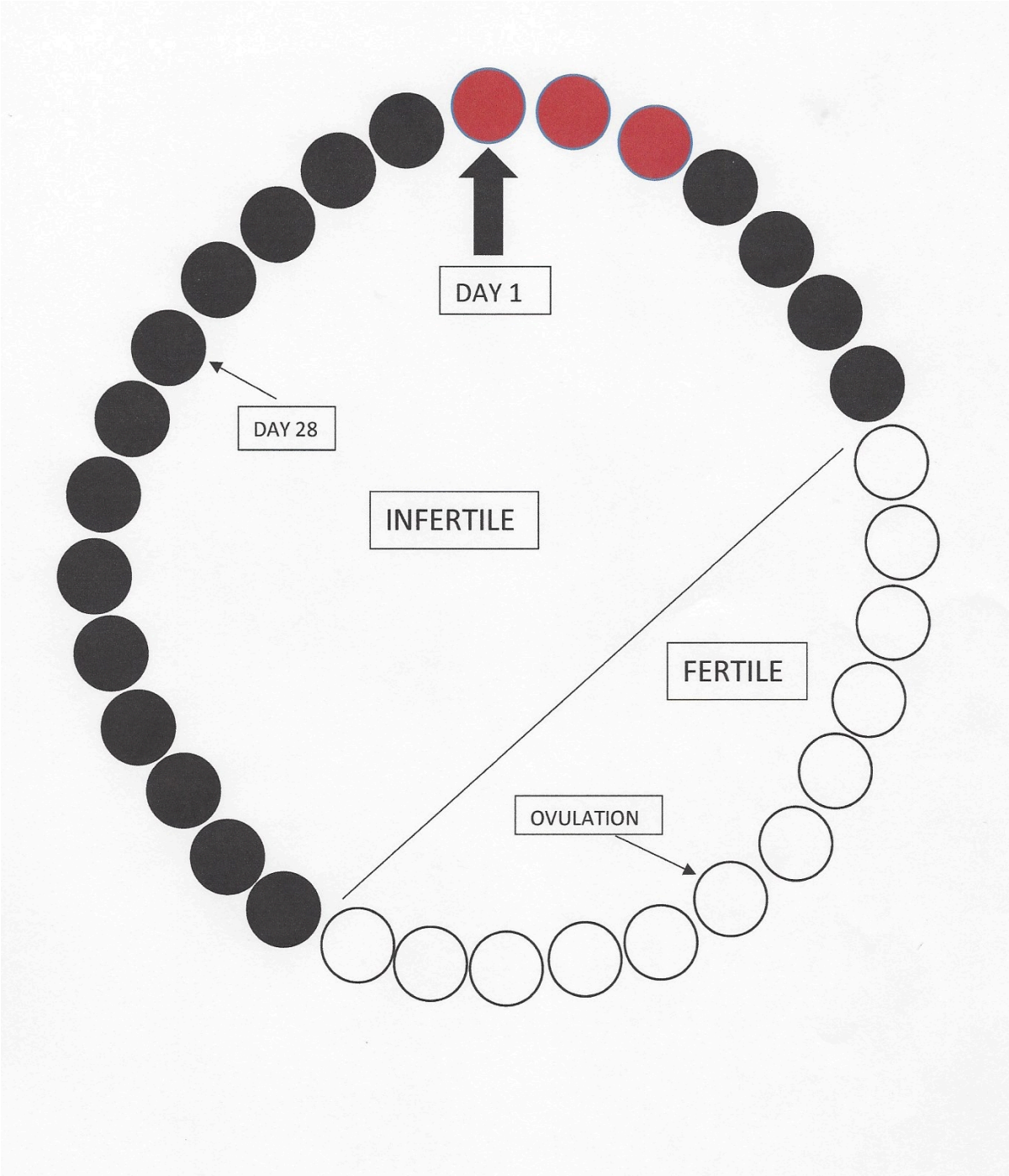

HOW TO USE MONTHLY CYCLE BEADS

Monthly Cycle Beads help you keep track of your menstrual cycle. Each bead represents 1 day of your cycle. Monthly Cycle Beads work well for women whose cycles are normally between 26 and 32 days long.

The **RED** beads represent the first days of your period (menses, when bleeding starts). On the day your period starts mark the first **RED** bead with the marker clip, rubber ring or other way to mark. Each day move the marker to a new bead (**RED** to **RED**).

The **BLACK** beads mark the days you are least likely to become pregnant if you have unprotected sex.

The **WHITE** beads mark the days you are most likely to become pregnant if you have unprotected sex. If you want to avoid pregnancy, abstain from sex or use protection on those days. Having unprotected sex during the days marked by the **WHITE** beads increases the chance of becoming pregnant for those who are planning a pregnancy.

When your next menstrual cycle begins, move the marker to the first **RED** bead.
If your period does not start by the day after you mark the last **BLACK** bead, your menstrual cycle is longer than 32 days (or you may be pregnant). If this happens more than once a year, Monthly Cycle Beads will not work well for you.

It is wise to also mark the first day of each period on a calendar, in case you forget to move your marker.

Remember:
RED bead #1 marks the first day of each menstrual cycle (the day bleeding begins).
BLACK beads mark the days you are least likely to get pregnant.
WHITE beads mark the days you are most likely to get pregnant.

To String Your Monthly Cycle Beads:

Lay string to the LEFT. From the right: Add 3 **RED** (R) beads. Add 4 **BLACK (B)** beads. Add 12 **WHITE W)** beads. Add 13 **BLACK** beads. If you want to add a clasp to make it into a necklace, you can do that. Add the marker clip, rubber ring or other type of marker.
RRR BBBB **WWWWWWWWWWWW** BBBBBBBBBBBB

Birth Spacing Methods	**Effectiveness:** If 100 women use a method for one year, how many will become pregnant?
Implants	Less than
Sterilization -Male Surgery Female Surgery	Less than
Intrauterine device (IUD)	Less than
Breastfeeding Method (only up to 6 months))	2
Injections	4
Pill	7
Male Condom	13
Fertility Awareness Method (Natural Family Planning)	15
Diaphragm	17
Withdrawal (pullout)	20
Female Condom	21
No method	... 85

Practical Steps: What can you do to stand up to the negative beliefs/self-talk?
HANDOUT

1. **Identify the Negative Thoughts/Self-Talk.** If you are feeling bad about yourself, what thoughts are going through your head? What are you thinking? When you feel anxious or worried about something, what thought triggered that feeling?

2. **Pick a Scripture Verse that Identifies Best with You.** What truths do you need to remember? Write down a phrase or verse from Scripture that speaks to you. Keep it on a notecard or as a note on your phone. Write it on a sticky note and put it next to your mirror at home. Memorize that phrase or verse. Keep it with you at all times.

3. **Speak the truth**. When those negative thoughts begin to creep into your mind, speak the Scripture verse you chose out loud. Say it more than once, more than twice if you need to and remind yourself that you are speaking God's truth and what He thinks about you!

4. **Ask God to Help You.** Ask God to help you distinguish the negative thoughts/lies from His truth. Think about this question: This thought that I have, would my enemy say this about me, or would God say this about me? Use this to distinguish God's voice from the voice of negativity and lies.

5. **Give thanks**. Thank God for hearing you, for helping, and for the truth! You may not feel like anything is different – don't let your feelings dictate the truth. Let the truth dictate reality in your life. Thank God for showing you His truth!

6. **Remind yourself daily of His love through visualization exercises.** Visualization is a way of holding a mental image of God/Jesus as a way of encountering Him and allowing the Holy Spirit to speak truth over your life.

List of 100

1. John Doe ___ Disciple ___ Unbeliever _x Unknown

1. _____ ___ Disciple ___ Unbeliever ___ Unknown
2. _____ ___ Disciple ___ Unbeliever ___ Unknown
3. _____ ___ Disciple ___ Unbeliever ___ Unknown
4. _____ ___ Disciple ___ Unbeliever ___ Unknown
5. _____ ___ Disciple ___ Unbeliever ___ Unknown
6. _____ ___ Disciple ___ Unbeliever ___ Unknown
7. _____ ___ Disciple ___ Unbeliever ___ Unknown
8. _____ ___ Disciple ___ Unbeliever ___ Unknown
9. _____ ___ Disciple ___ Unbeliever ___ Unknown
10. _____ ___ Disciple ___ Unbeliever ___ Unknown
11. _____ ___ Disciple ___ Unbeliever ___ Unknown
12. _____ ___ Disciple ___ Unbeliever ___ Unknown
13. _____ ___ Disciple ___ Unbeliever ___ Unknown
14. _____ ___ Disciple ___ Unbeliever ___ Unknown
15. _____ ___ Disciple ___ Unbeliever ___ Unknown
16. _____ ___ Disciple ___ Unbeliever ___ Unknown
17. _____ ___ Disciple ___ Unbeliever ___ Unknown
18. _____ ___ Disciple ___ Unbeliever ___ Unknown
19. _____ ___ Disciple ___ Unbeliever ___ Unknown
20. _____ ___ Disciple ___ Unbeliever ___ Unknown
21. _____ ___ Disciple ___ Unbeliever ___ Unknown
22. _____ ___ Disciple ___ Unbeliever ___ Unknown

23._____ ___ Disciple ___ Unbeliever ___ Unknown

24._____ ___ Disciple ___ Unbeliever ___ Unknown

25._____ ___ Disciple ___ Unbeliever ___ Unknown

26._____ ___ Disciple ___ Unbeliever ___ Unknown

27._____ ___ Disciple ___ Unbeliever ___ Unknown

28._____ ___ Disciple ___ Unbeliever ___ Unknown

29._____ ___ Disciple ___ Unbeliever ___ Unknown

30._____ ___ Disciple ___ Unbeliever ___ Unknown

31._____ ___ Disciple ___ Unbeliever ___ Unknown

32._____ ___ Disciple ___ Unbeliever ___ Unknown

33._____ ___ Disciple ___ Unbeliever ___ Unknown

34._____ ___ Disciple ___ Unbeliever ___ Unknown

35._____ ___ Disciple ___ Unbeliever ___ Unknown

36._____ ___ Disciple ___ Unbeliever ___ Unknown

37._____ ___ Disciple ___ Unbeliever ___ Unknown

38._____ ___ Disciple ___ Unbeliever ___ Unknown

39._____ ___ Disciple ___ Unbeliever ___ Unknown

40._____ ___ Disciple ___ Unbeliever ___ Unknown

41._____ ___ Disciple ___ Unbeliever ___ Unknown

42._____ ___ Disciple ___ Unbeliever ___ Unknown

43._____ ___ Disciple ___ Unbeliever ___ Unknown

44._____ ___ Disciple ___ Unbeliever ___ Unknown

45._____ ___ Disciple ___ Unbeliever ___ Unknown

46._____ ___ Disciple ___ Unbeliever ___ Unknown

47._____ ___ Disciple ___ Unbeliever ___ Unknown

48._____ ___ Disciple ___ Unbeliever ___ Unknown

49._____ ___ Disciple ___ Unbeliever ___ Unknown

50._____ ___ Disciple ___ Unbeliever ___ Unknown

51._____ ___ Disciple ___ Unbeliever ___ Unknown

52._____ ___ Disciple ___ Unbeliever ___ Unknown

53._____ ___ Disciple ___ Unbeliever ___ Unknown

54._____ ___ Disciple ___ Unbeliever ___ Unknown

55._____ ___ Disciple ___ Unbeliever ___ Unknown

56._____ ___ Disciple ___ Unbeliever ___ Unknown

57._____ ___ Disciple ___ Unbeliever ___ Unknown

58._____ ___ Disciple ___ Unbeliever ___ Unknown

59._____ ___ Disciple ___ Unbeliever ___ Unknown

60._____ ___ Disciple ___ Unbeliever ___ Unknown

61._____ ___ Disciple ___ Unbeliever ___ Unknown

62._____ ___ Disciple ___ Unbeliever ___ Unknown

63._____ ___ Disciple ___ Unbeliever ___ Unknown

64._____ ___ Disciple ___ Unbeliever ___ Unknown

65._____ ___ Disciple ___ Unbeliever ___ Unknown

66._____ ___ Disciple ___ Unbeliever ___ Unknown

67._____ ___ Disciple ___ Unbeliever ___ Unknown

68._____ ___ Disciple ___ Unbeliever ___ Unknown

69._____ ___ Disciple ___ Unbeliever ___ Unknown

70._____ ___ Disciple ___ Unbeliever ___ Unknown

71._____ ___ Disciple ___ Unbeliever ___ Unknown

72._____ ___ Disciple ___ Unbeliever ___ Unknown

73._____ ___ Disciple ___ Unbeliever ___ Unknown

74._____ ___ Disciple ___ Unbeliever ___ Unknown

75._____ ___ Disciple ___ Unbeliever ___ Unknown

76._____ ___ Disciple ___ Unbeliever ___ Unknown

77._____ ___ Disciple ___ Unbeliever ___ Unknown

78._____ ___ Disciple ___ Unbeliever ___ Unknown

79._____ ___ Disciple ___ Unbeliever ___ Unknown

80._____ ___ Disciple ___ Unbeliever ___ Unknown

81._____ ___ Disciple ___ Unbeliever ___ Unknown

82._____ ___ Disciple ___ Unbeliever ___ Unknown

83._____ ___ Disciple ___ Unbeliever ___ Unknown

84._____ ___ Disciple ___ Unbeliever ___ Unknown

85._____ ___ Disciple ___ Unbeliever ___ Unknown

86._____ ___ Disciple ___ Unbeliever ___ Unknown

87._____ ___ Disciple ___ Unbeliever ___ Unknown

88._____ ___ Disciple ___ Unbeliever ___ Unknown

89._____ ___ Disciple ___ Unbeliever ___ Unknown

90._____ ___ Disciple ___ Unbeliever ___ Unknown

91._____ ___ Disciple ___ Unbeliever ___ Unknown

92._____ ___ Disciple ___ Unbeliever ___ Unknown

93._____ ___ Disciple ___ Unbeliever ___ Unknown

94._____ ___ Disciple ___ Unbeliever ___ Unknown

95._____ ___ Disciple ___ Unbeliever ___ Unknown

96._____ ___ Disciple ___ Unbeliever ___ Unknown

97._____ __ Disciple __ Unbeliever __ Unknown

98._____ __ Disciple __ Unbeliever __ Unknown

99._____ __ Disciple __ Unbeliever __ Unknown

100._____ __ Disciple __ Unbeliever __ Unknown

TESTIMONY HANDOUT

Do's in testimony writing:

1. Ask the Lord to give you wisdom and guidance as you write.
2. Prepare your testimony so you can share it with groups as well as with individuals.
3. Keep within your time limit.
4. Be realistic. Do not imply that Christ removes all of life's problems, but rather that He enables you to live through them as you walk in obedience to Him.
5. Consider your audience. Be sensitive to them. Write and speak to communicate with the particular group to whom you are speaking. Be relevant to the audience.
6. Give how-to's.

Don'ts in testimony writing:

1. Don't make statements that reflect negatively on the church, other organizations, or other people.
2. Avoid mentioning denominations.
3. Avoid speaking in a preaching manner. Preaching won't communicate nearly as well as sharing "yourself" with the audience. Speak about personal experiences in your own life to which they can relate. Let the Holy Spirit do the convicting.
4. Don't use vague terms such as "joyful", "peaceful", "happy", or "changed" without explaining them.
5. Avoid using Biblical words such as "saved", "converted", "convicted", or "sin" without clarifying what you mean. These words do not communicate to a non-Christian.
6. Forcing testimony on another.
7. Condemning others or being too long.

Writing style hints:

1. Begin with an attention-getting sentence or incident. Avoid using flowery words or phrases that are unnatural to you.
2. Be positive from start to finish.
3. Be specific. Give enough details to arouse interest.
4. Be accurate.
5. Include interesting, thought provoking experiences.
6. Use one or two Scripture verses, but only where they would relate directly to your experience and fit in naturally.
7. Write a closing that makes your testimony sound finished and logical.
8. The closing of the testimony should relate to the main theme of the testimony.

How to present your testimony:

1. Rehearse your testimony until it becomes natural. You should know your testimony well enough so it doesn't sound memorized as you present it.
2. Share your testimony with conviction in the power of the Holy Spirit. You should believe what you are sharing in your testimony.
3. Smile often. Ask the Lord to give you a pleasant countenance. Your smile will relax the audience and interest them in what you are saying.
4. Speak clearly but in a natural, relaxed tone. Speak loudly enough to be heard.
5. Avoid nervous mannerisms such as rubbing your nose, swaying, jingling coins in your pocket, playing with a pencil, clearing your throat, or using many "you know's" and "uh's". These nervous mannerisms become distractions for the audience. They will not pay close attention to your words when they are distracted.
5. Avoid arguing or using emotional pressure or methods in your testimony to obtain decisions for Christ. The Bible teaches that men and women are born of the Spirit, not through the persuasiveness or logic of others.

Remember that a successful testimony is one given in the power of the Holy Spirit and leaving the results to God.

PERSONAL TESTIMONY WORKSHEET

1. What was my life like before I trusted Jesus Christ?

2. How did I come to trust Christ? How did I come to give Him complete control of my life?

3. What happened after I trusted Christ? How did my life change?

Pertinent Scripture verse(s):

SPREAD OF DISEASES

Why did the boy in this picture get sick?

How could that have been prevented?



Source: Health Education Program for Developing Countries. 2014. Available from: http://www.hepfdc.info/

STOP GERMS - USE GOOD HYGIENE



Source: Centre for Affordable Water and Sanitation Technology. *WASH Education and Training Resources.*

When to go to the hospital:

If children are under 6 years old

When fever remains after home treatment

When that person begins acting strange or when they have fits

When pregnant

How to prevent malaria:

Mosquitoes live and breed in standing water therefore…

Cover clay jars that store water in and around your house.

Remove all things where mosquitoes live:

Remove old cans and broken pots that collect water.

Cut tall weeds around your house.

Drain standing water from ponds and pits around your home and neighborhood.

Avoid mosquitoes. Cover the whole body while you sleep or sleep underneath a insecticide -treated mosquito net.

MALARIA

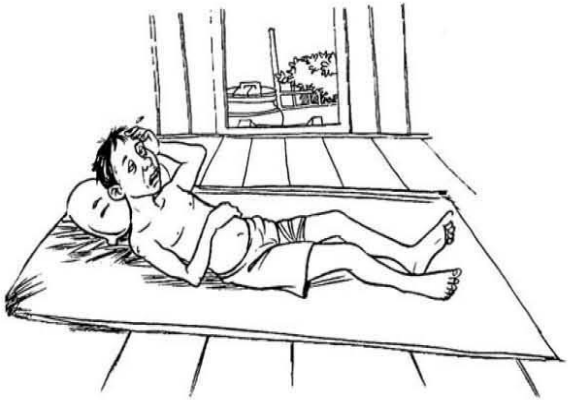

WHAT CAUSES MALARIA?

Malaria is caused by germs in the blood.

A mosquito bites a person with malaria and sucks the blood with the germs.

The mosquito now carries malaria.

The mosquito bites a healthy person and gives this person the malaria germs.

Now this person has **malaria**.

SIGNS OF MALARIA:

Malaria has 3 stages that reoccur every 2 or 3 days and last several hours. These 3 stages are:

1. Chills

2. Fever

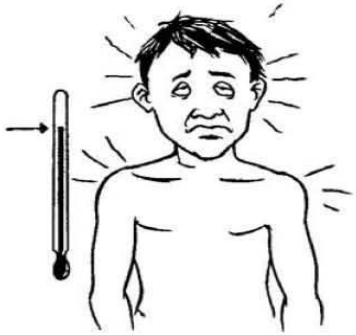

3. Sweat

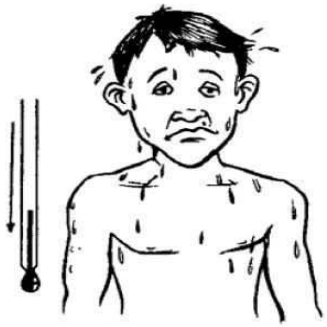

TREATMENT AT HOME:

If you suspect malaria or have repeated fevers, go to a health center or hospital for a blood test and treatment.

If there is no health center nearby, start home treatment:

1. Take paracetemol for fever.

2. Check with your provider to see what malaria medicine they recommend for your area. Go to a pharmacy and buy malaria medicine . Take the medicine according to instructions.

Ten Characteristics Of Local Church Seed Projects

1. Motivated by God's intentions
2. Covered by prayer
3. Simple and short – completed in 1-2 days
4. Well planned
5. Use Local resources - low or no cost
6. It does not manipulate people
7. Done outside the church with the community
8. Beneficiaries participate
9. Intentionally wholistic/integral
10. God is glorified.

Seed projects are small-scale ministry projects, carried out by a group of disciples of Jesus along with community members to demonstrate God's love to their community.

Here are some examples:

- A garbage cleanup
- Latrine repair at the home of a disabled community member
- A football game
- A community seminar on nutrition
- Building a roof shelter for a bus stop
- Painting a community building
- Building a small footbridge connecting populated areas

Which Are Seed Projects?

- A garbage cleanup
- Development of a child-care center
- Latrine repair at the home of a church member
- Formation of a baseball team
- A baseball game
- Formation of a housewives' club
- Painting a room in the church building
- A government-sponsored literary program
- A community seminar on nutrition
- A child feeding program
- A seven-week Bible study on the Gospel of John

Seed Project Planning Guide

Pray: Ask the Holy Spirit to show you God's concern and intentions concerning a physical, spiritual, wisdom, or social need in your community.

Scripture: Select a Scripture passage that reflects God's intentions about the need. Discuss how this Scripture demonstrates that meeting the need honors God. (The principle objective is to honor God, not to meet a need.)

Meditate: Meditate silently and then discuss thoughts about the need.

Choose: If several needs are discussed, write them on a blackboard or large paper. Discuss and narrow the list to one you believe God is calling you to meet.

Vision: Ask the Lord to show you what changes would exist if God's full intentions were met in this area. Write down the changes.

Select: Select one specific project or ministry activity that will move people closer to God's intentions for them in their area of need (our definition of development). Discuss how this project can do that. Keep in mind that, although the preparation may take longer, the project itself should be able to be completed within a few days.

Writing the Plan: Using the blank "Seed Project Plan Worksheet", write your own plan for a seed project that will meet the need selected. Make sure to indicate the secondary impact areas.

Steps: List project steps in the order that they should be implemented.

People Consulted: List the people who should be consulted for each step.

Resources: List the resources needed for each step.

Person Responsible: List the person(s) responsible for carrying out each step.

Dates: List the date that each step will be carried out.

Criteria: Compare your plan with the seed project characteristics. If some are not met, adjust the plan accordingly.

Prayer Continue to pray that the Lord will guide you and bless this seed project, so that the people served and those who observe what is

happening will be blessed and give thanks to God for what they experience and see.

Evaluation: When your seed project is completed, use the Seed Project Report to evaluate your experience.

Seed Project Plan Worksheet

God's Intentions: _____
Scripture: _____

Problem/Need:_____

Seed Project: _____

Primary Impact Area: _____ **Secondary Impact Area**_____

Impact Areas (Wisdom, Social, Physical, Spiritual)

Project Steps	Persons/ Institutions Which Need To Be Consulted	Resources Needed	Person(s) Responsible	Completion Date
1.				
2.				
3.				
4.				
5.				
6.				
7.				
8.				
9.				
10.				
11.				
12.				
13.				
14.				

Comments:

Sample Seed Project Plan

GOD'S INTENTIONS: Husbands treat their wives with love and respect.
SCRIPTURE: Ephesians 5:25

PROBLEM-NEED: The husbands in our community do not treat their wives with respect.

SEED PROJECT: Seminar on husbands' relationships with their wives.

PRIMARY IMPACT AREA: Wisdom **SECONDARY IMPACT AREA**: Social

Project Steps	Persons-institutions Which Need To Be Consulted	Resources Needed	Person(s) Responsible	Completion Date
1. Prayer, meditation, study	God	Time, reflection	Project Leader	Day 1
2. Decision	Project leaders		Project leaders	Day 1
3. Survey of interest	Men in church & community	Questionnaire	Volunteers from the church	Days 4-7
4. Get seminar teacher	Pastor or other teacher	Recommendations -references	Pastor	Days 8-10
5. Get lesson material	Church, bookstore, etc.	Researcher, funds	(Name)	Days 8-15
6. Get place to meet	Person in charge	Seats, blackboard, etc.	(Name)	Days 8-15
7. Arrange refreshments	Church ladies	Funds, brochure	(Name)	Days 15-20
8. Produce announcements	Printer	Funds, brochure	(Name)	Days 15-20
9. Prayer meeting	Entire church		Pastor	Day 25
10. Distribute announcements	Shop owners, mayor, etc.	Church youth	(Name)	Days 20-24
11. Hold seminar	Project leaders		Project leaders	Day 30
12. Prayer meeting	Entire church	Pastor	(Name)	Day 31
13. Evaluation	Project leaders	Participant responses	Project leaders	Day 32-35
14. Project Report		Writer	(Name)	Day 35-40

Comments:

Discovery Group Practice Instructions:
Remember the principles of being learner centered. You are a facilitator (asking questions) not a teacher. Remember to sit, not stand when facilitating. Each section will involve all seminar participants.

This is short version of Discovery Group. Refer to Discovery Group Overview for the full outline.

You will have 15 minutes. Have one person in your group act as timekeeper.

1) **<u>Looking Up section</u>** - One person will lead. 5" maximum
   One person leads. The leader is facilitating not teaching or preaching.
   a. Have someone read the passage
   b. What do we learn about God?
   c. What do we learn about man?
   d. What will we do as a result of what we are learning in this passage?
2) **<u>Looking Outward Section</u>**. 10"
   a. Prepare a short drama to demonstrate the health problem. Involve other members of your small group to prepare the drama. 5"
      One person from your group will ask these questions of participants:
      i. What did you see? 1-2 answers
      ii. What was happening? Make sure they identify the problem
      iii. Does this happen in our place?
   b. A different person will lead the Health/Social Topic using the picture book. 5".
      Remember to focus on learner. **Ask questions and wait for answers.** Then you can share after the participants have had time to share.

      i. Open to the cover page – **"Today, we are going to learn about _____"**
      ii. What do you see in this picture? Does this happen in our place?
      iii. Turn to first page – **What are some causes of _____?**
      iv. Turn to second page – **What are some ways to treat _____?**
      v. Turn to next page – **When should you go to clinic or hospital?**
      vi. Turn to next page – **How can you prevent _____ so you don't get this in the future?**
      vii. What did you learn today that is new to you?
      viii. What changes will you make in your home?
      i.

Discovery Group Practice

Group 1
Bible Discovery: Mark 12:41-44 - The Widow's Offering
Health Topic: Colds

Group 2
Bible Discovery: Luke 10:38-41 - Martha and Mary
Health/Social Topic: Diarrhea

Group 3
Bible Discovery: Mark 10:46-52 -Story of Bartimaeus
Health/Social Topic: Eye Care

Group 4
Bible Discovery – Mark 4:35-41 – Jesus calms the Sea
Health/Social Topic – Scabies

Group 5 (optional)
Bible Discovery – Mark 6:45-51 – Jesus Walks on Water
Health/Social Topic - Malaria

Bible References
(For Facilitator Reference)
Group 1
Bible Discovery: Mark 12:41-44 (The Widow's Offering)
Health Topic: Colds

41 Jesus sat down opposite the place where the offerings were put and watched the crowd putting their money into the temple treasury. Many rich people threw in large amounts.
42But a poor widow came and put in two very small copper coins, worth only a few cents.
43 Calling his disciples to him, Jesus said,"Truly I tell you, this poor widow has put more into the treasury than all the others.
44 They all gave out of their wealth; but she, out of her poverty, put in everything—all she had to live on."

Group 2
Bible Discovery: Mark 8:34-38 (The Way of the Cross)
Health/Social Topic: Diarrhea

34 Then he called the crowd to him along with his disciples and said: "Whoever wants to be my disciple must deny themselves and take up their cross and follow me.
35 For whoever wants to save their lifewill lose it, but whoever loses their life for me and for the gospel will save it.
36 What good is it for someone to gain the whole world, yet forfeit their soul?
37 Or what can anyone give in exchange for their soul?
38 If anyone is ashamed of me and my words in this adulterous and sinful generation, the Son of Man will be ashamed of them when he comes in his Father's glory with the holy angels."

Group 3
Bible Discovery: Mark 10:46-52 (Story of Bartimaeus)
Health/Social Topic: Eye Care

46 Then they came to Jericho. As Jesus and his disciples, together with a large crowd, were leaving the city, a blind man, Bartimaeus (which means "son of Timaeus"), was sitting by the roadside begging.
47 When he heard that it was Jesus of Nazareth, he began to shout, "Jesus, Son of David, have mercy on me!"
48Many rebuked him and told him to be quiet, but he shouted all the more, "Son of David, have mercy on me!"
49 Jesus stopped and said,"Call him."So they called to the blind man, "Cheer up! On your feet! He's calling you."
50 Throwing his cloak aside, he jumped to his feet and came to Jesus.
51 "What do you want me to do for you?" Jesus asked him. The blind man said, "Rabbi, I want to see."
52 "Go,"said Jesus, "your faith has healed you."Immediately he received his sight and followed Jesus along the road.

Women's IDMM Evaluation

Name _____

Which sessions were most useful to you during this training?

What is your objective for the next 2 months to start implementing this training?

Back home, what are the first two steps to achieve this goal?

How can we help you implement this training?

What would you advise the organizers and facilitators modifications or improvements for this training?

ROLE PLAYS & ACTIVITIES

Starter Role Play for Introduction to Women's IDMM

Introduction to Women's Cycle of Life
Starter Role Play: ***Why Do We Have a Special Training for Women?***

1st: I don't know why we are doing a special training for women. If women and men are equal, why would we do a different training for women?

2nd: It seems to me that men and women both need to learn. What can possibly be different about a women's training, and why do we need to focus on women anyway?

1st: I don't know. I guess we'll find out.

2nd: Yeah, I guess so…

The BIG STORY

Role Play: One person reads the following sentences while 3 others act the drama. The emphasis must be on the fact that God created everything good, and that He was pleased/in harmony with everything He created.

1st Day God created the light, which He called day and darkness, which He called night. God saw that the light was good.

2nd Day God created the heavens and God saw that it was good.

3rd Day God created the earth, the sea and the plants. God saw that it was good.

4th Day God created the sun, the moon and the stars. God saw that it was good.

5th Day God created the fish and the birds. God saw that it was good.

6th Day God created the animals and human beings. God saw all that He had made, and it was very good.

7th Day God rested from His work.

STARTER: MULTIPLYING INTEGRAL DISCIPLE MAKERS

Role Play: Two people are talking.

1st Hello, my friend, how are you? How is your ministry going?

2nd I am so pleased! Last month I led 23 people to Jesus! They've got their ticket for heaven and are saved from hell. They're good to go! My goal for this next month is to lead 30 people to Jesus! I hope more people are going to get their ticket! What about you?

1st For the last 8 months, I have been meeting regularly with a young, single mother from my work. She has become a believer in Christ and has had a complete lifestyle change. She is learning to spend consistent time in the Word and in prayer. I even invited her to work out with me because she now recognizes the importance of caring for herself physically and emotionally. I have been training her as a disciple on how to love God and her neighbors. Now she has started to share the Good News of the Kingdom of God to her neighbors and she is making new disciples of Jesus. She started leading a Bible study at her apartment complex and the families around her are beginning to change!

2nd That's great. But it seems very slow to me!

Role Play: Women's IDMM Process Overview
Two ministry leaders talking

1st I'm thinking about this IDMM approach. I am still trying to understand how it will work in more difficult countries like here.

2nd I agree. It might not work where we can't preach about Jesus openly.

1st I really wonder how we can expect to see physical and economic changes in the community as well as people beginning to follow Jesus and meet together in groups.

2nd That is a good question. I sure hope there is an answer!

Role Play Created in the Image of God/Woman's Worth
Women's IDMM - HANDOUT 1

Option 1 (From Created in the Image of God)

STARTER Role play: **It's Not Fair!**

Girl talking to her mother while sweeping on the floor.

Daughter: I don't know why God made me to be a girl. Girls are not very important.

Mom: Well, God knows best.

Daughter: But it is not fair that boys are more important than girls. Even when we grow up, we're less important. I don't understand!!! We make the babies and all the food. How can we be less important?

Mom: That's just the way it is! God made it like that.

Daughter: Well, it's not fair that God loves boys more than girls.

OPTION 2 (From A Woman's Worth)

STARTER: Role Play: **It's a Boy!**

This role play involves 3 people: pregnant woman in labor, friend of woman, and husband who
is available by phone.

1st scene- Pregnant woman and friend go to the hospital for delivery.

Friend excitedly calls husband to report the birth of a healthy baby girl.

Husband answers and says, "Another girl? I'm going back to work. Tell her I'll see her when she gets home."

2nd scene-3 years later…Pregnant woman and same friend go to the hospital for delivery. Friend calls the husband excitedly to report the birth of a healthy boy.

Husband answers and shouts for joy. He says, "I'll be right over, I'm calling a taxi! We'll have to
arrange a party!"

ROLE PLAY - Learning to Pray Like Jesus

Role Play: Two friends are talking.
1st Can you come to our prayer time tonight?
2nd I would like to! But I am too busy.
1st Oh! What are you doing?
2nd First I have to work in the garden. And then I will listen to the news. Oh, and there's a big football game on television tonight.
1st So you don't have time to pray?
2nd Not tonight. Maybe another time.

RIVER CROSSING ROLE PLAY

Role play:
(Draw two lines with chalk on the floor to be banks of a river. Draw two circles representing stepping stones and a larger circle in the middle to represent an island).

Scene 1: Two men come to the river and want to cross but do not know how to swim. The current is strong, and they are afraid to cross. An outsider comes along and sees their difficulty. He offers to help them cross using the stepping stones (or shallow places in river), but they are afraid. He agrees to carry one on his back but only manages to reach the island in the middle. There he leaves the first man and returns back to shore where the other man is waiting.

Scene 2: The outsider returns to the riverbank to the waiting village member but is now too tired to carry him. He refuses to carry the second man but agrees to help show him how to walk across on the stones (or in the shallow places). Halfway across, the village member feels confident enough to manage on his own. The 2nd village member and outsider cross the river, but the first villager is still left on the island. He shouts for help. The outsider walks away and instructs the second village member to go back and show the village member on the island how to walk on the stones or shallow places and reach shore.

----SHOWD questions----
S = What do you **S**ee?
H = What is **H**appening?

Points from the river crossing role play:

A. When you carry the person, you don't teach him to do it himself.
B. If you teach someone to do something, teach so he can teach another person so there can be multiplication.
C. Sometimes you hurt more than help a person by doing it for him.
D. You learn better by doing and not just seeing.
E. When the developer leaves and the people are not taught, the project will die.
F. Use local resources.
G. A teacher was needed.
H. We learn by example and encouragement.
I. Explanation needed.
J. Repetition important.
K. More motivation when there is a need.
L. Sometimes we only do half a job.
M. Doing it for someone doesn't get the job done.
N. Task too great for one.
O. Just because someone can do something doesn't mean they can teach others.
P. Trainer himself needs to know how to do the task.
Q. Step by step instruction as person is able to learn and progress.
R. Don't need vast experience to teach someone else.
S. Bring out the point that real development is helping people to do things themselves and not just doing things for them.

Second act shows importance of multiplication

ROLE PLAY: How God Designed Women & The Stages of Womanhood

Option 1: How God Designed Women

STARTER: Role play: ***Where Do Babies Come From?***

An adolescent daughter is asking her mother many questions about how babies arrive.

The mother doesn't want to tell her and acts embarrassed. The young girl continues to ask her mother questions.

Finally, the mother in desperation, tells her daughter that the way you get babies is at night when you're asleep, an angel leaves the baby under your bed.

Option 2: The Stages of Womanhood

STARTER: Role play***:*** **I Think I Might Be Dying!**

Young girl talking to her friend:

1st: I'm so scared! I think I might be dying!

2nd: What!!! Why do you think that?

1st: I can't tell you. I don't know. I just started bleeding one day! At first it was a little bit, but now it's more. It happened last month, too!

2nd: Oh, no! What do you think we should do? Maybe you should tell your mother. Maybe you need to go to the doctor.

1st: I'm too afraid! What if she thinks I am bad? I can't tell my mother! I'm so afraid (starts crying).

Option 3: The Stages of Womanhood - Menopause

Role play: **What is Wrong with You, Mother?**
This role play is for use in section IV of Three Stages of Womanhood, Puberty Through Menopause, if it is taught separately.

Mother and her adult daughter are outside preparing food. They are both working hard - the daughter is peeling the vegetables and the mother is scraping coconut.

Mother: Why do I always seem to get the hard work? I am an old woman; you should be doing more of the work now! I'm hot (as she tries to fan herself with her hand), I'm tired and all of these people coming for dinner are mostly your friends not mine. They were supposed to come tomorrow, not today!

Daughter: What is wrong with you, mother? You are always so cranky, so grumpy lately. You're up in the middle of the night, and you don't want to get up in the morning. You forgot my friends were coming today. You used to love it when my friends came."

Mother sneezes loudly and has a frustrated look on her face, looks down at her leg and sees she has just lost urine. "I'm done with this coconut, you finish it! I am going to the toilet."

<u>STARTER:</u> ***Handwashing Activity***

This is a practical exercise in proper handwashing technique.

A. Have all participants rub both hands, front and back, with colored chalk or glitter mixed with a little oil.
B. Divide participants into four groups. Have each group clean their hands with the following methods:
   Group 1: wiping hands on a dry cloth
   Group 2: wash with plain water
   Group 3: wash briefly (less than 20 seconds) with soap and water
   Group 4: wash vigorously with soap, water, and a small nail brush. Bring large group back together and compare the washing methods. Ask the following questions:

   1. **Which method got the hands the cleanest?**
   2. **Which method did the least amount of good?**
   3. **Was washing with water good enough?**
   4. **What about drying your hands in the air?**
   5. **What would happen if you dried your hands on a dirty towel?**

C. Have all participants wash hands with soap, water, and brush.

Fertility Awareness

Starter Role play*: **I Wish I Had Your Problem!***

Two women friends talking

1st: We have wanted to have a baby, but I haven't gotten pregnant in the last 4 years. I want to please my husband and I, too, have been longing for a child.

2nd: I wish I had your problem; I have a child every year. I don't feel I can take care of another baby now. I wish I could know how to avoid another pregnancy. I have so much work to do, and I need to help my husband with the animals and farm. My husband says that it costs too much to go to the hospital or to buy medicine for birth control. I don't know what to do!

STARTER Role Play: Not Good Enough - Truth, Lies, & God's Promises

1st I'm really excited about all of this information we are learning in Women's IDMM! I think it's going to be a great way to reach out to the ladies around me. But I'm feeling anxious and worried about doing it.

2nd Why are you so worried about it?

1st I'm worried I'm not good enough to do it. What if I screw up and fail? What if I forget everything I learned? I'm not sure I am capable of doing this.

2nd Yeah, I understand how you feel. I worry about not being good enough too.

Relational Evangelism – STARTER

Role Play:

1st I want to tell my friend how he can be saved. (Holds up his Bible.) Where do I begin?

2nd Why don't you show your friend the ten commandments? They'll be saved after that.

3rd No, have your friend start reading the Bible, beginning in Genesis and reading all the way through Revelation. Then your friend will be saved.

Role Play: Two friends are talking – (5”) - Acts of Love & Seeds Projects

1st I am really struggling with something. I know I am supposed to love my neighbor, but his goat is eating all of my tomatoes. I don’t feel much love for him right now.

2nd Yes, I also struggle with loving my neighbor. She has been speaking a lot of gossip about me since I became a believer. It is hard to love her.

1st I know that the Word of God tells us to love God and love others. But, it is so hard to do this.

2nd It sure is. Almost impossible. But maybe there is a way.

What Am I Going To Do From This Seminar?

Role Play: Two friends talking
1st This has been a great seminar and I've learned a lot but I'm not sure what to do with it
2nd Me either. So many new ideas, where to I start? What do I need to do to apply what I've learned?
1st I wish I knew but I don't know what to do