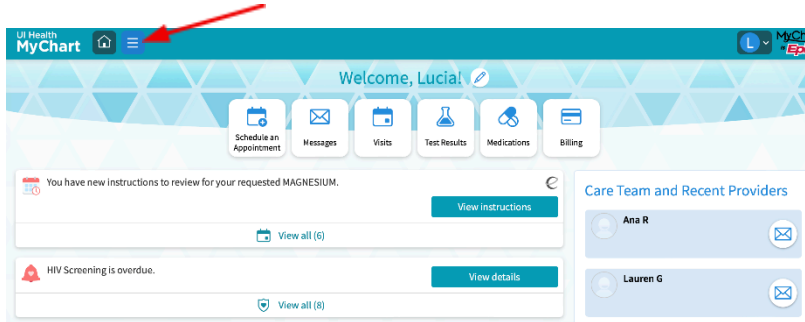
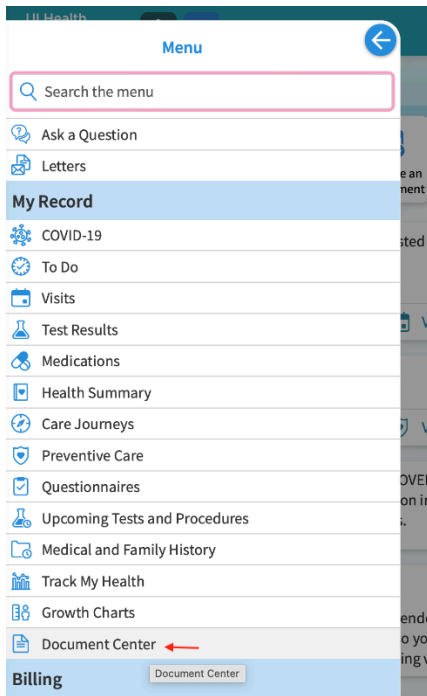


Patient Instructions for RECOVER PFT Results in Epic

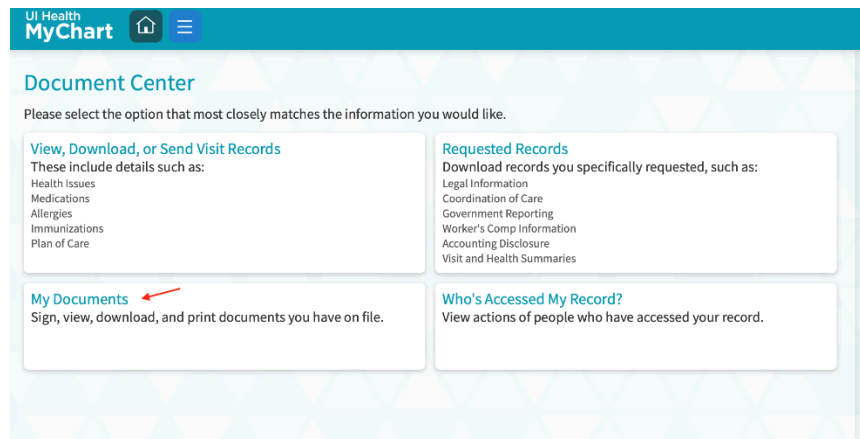
Step 1: Find the Menu



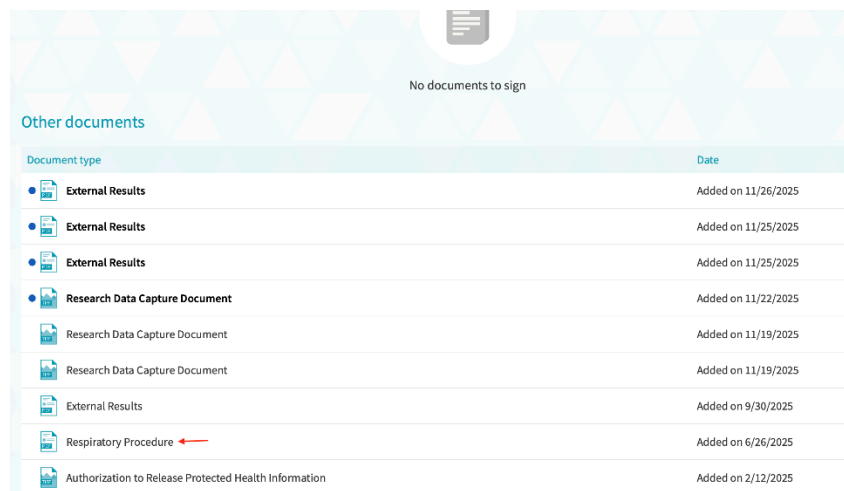
Step 2: Click Document Center



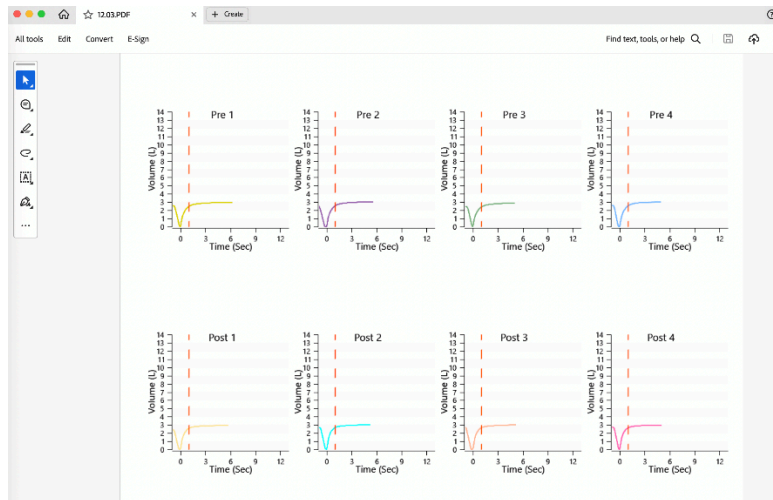
Step 3: Click My Documents



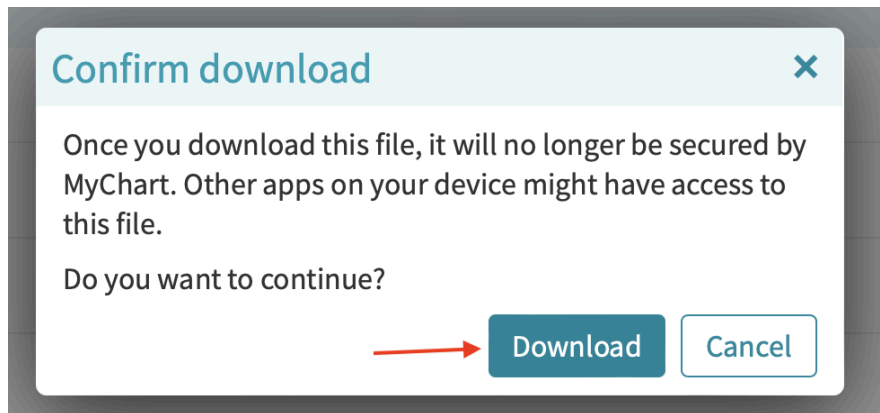
Step 4: Look under Document type for “Respiratory Procedure.”



Step 5: Click the procedure to open the report

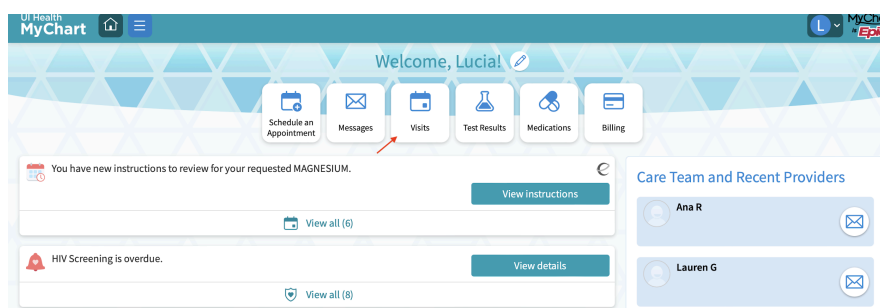


Step 6: To download the report, click “Download”



To Locate Your RECOVER PFT Interpretation (What your PFT Results Mean)

Step 7: Go to Appointment Visits tab



Step 8: Find the date of your PFT

Appointments and Visits

Organization:
All


Show:
All



Upcoming visits

Step 9: Select View Clinical Note

DEC
3
2024

Clinical Support
Ana R
UIH Admin


 View After Visit Summary®


 View clinical notes 

Step 10: View Interpretation Under “Notes from Care Team”

← Appointments and Visits List

Clinical Support - Dec 03, 2024
with Ana R at UIH Admin

 After Visit Summary®

 Notes from Care Team

Notes from Care Team

Visit Notes

Progress Notes by Jerry Krishnan, MD at 12/3/2024 9:09 AM
PULMONARY FUNCTION TESTING
NIH RECOVER: A Multi-site Observational Study of Post-Acute Sequelae of SARS-CoV-2 Infection in Adults, IRB protocol # 2021-1287