













<p>Consider highlighting a cell once you have explored it. This will help you keep track of what you have already completed. To highlight a cell, right click in the cell, go to “Table Properties” and in the pop up window change the cell background in the drop down menu.</p>	<p><u>BLOGGER</u> Web Based & App</p>  <p>Free, Google related blogging feature. Blogging helps students share their work with a wider audience</p> <p><u>Tutorial</u></p>	<p><u>VENNGAGE</u> Web Based</p>  <p>Beautiful Infographic Templates & Designs. Choose from hundreds of professional templates for infographics, reports, posters, promotions and social media posts.</p> <p><u>Tutorial</u></p>	<p><u>ANSWER GARDEN</u> Web Based & App</p>  <p>Create a poll and answers are represented in your AnswerGarden in the form of a growing word cloud.</p> <p><u>Tutorial</u></p>
<p><u>NEWSELA</u> Web Based</p>  <p>Newsela publishes high-interest news articles daily at five levels of complexity for grades 2-12 with quizzes attached to articles give educators and parents insight into their students’ reading strengths and weaknesses. Also allows annotation.</p> <p><u>Tutorial</u></p>	 <h2>TECH TOOLS FOR THE ENGLISH CLASSROOM</h2> <p>“It is imperative not to allow the device to drive instruction. Lessons should never be built around technology. Everything we do in education should be built around learning. Thus, if the ultimate goal is to improve student outcomes then the role of any mobile device initiative should be to support or enhance learning.” ~<u>Eric Sheninger</u></p> <p>Please remember to check your district privacy policy and get proper permission before using tools with students.</p>		<p><u>AURASMA</u> Web Based & App</p>  <p>Augmented Reality For The Classroom. Aurasma is a free app for iOS and Android devices that uses advanced image recognition to blend the real-world with rich interactive content, such as videos and animations, called “Auras”.</p> <p><u>Tutorial</u></p>
<p><u>DIIGO</u> Web Based</p>  <p>Diigo is a free social bookmarking, research, and knowledge sharing tool . It allows you to take personal notes and highlight text information on web pages just as you would on a piece of paper. You can then bookmark and save this information for further review, while adding tags to keep everything organized.</p> <p><u>Tutorial</u></p>			<p><u>PINTEREST</u> Add on, Web Based & App</p>  <p>Pinterest is a social network which allows you to share and comment on visual material, which could be photographs, sketches, videos or web pages. It is great for organising vast quantities of information and brainstorming ideas .One of Pinterest’s main advantages is its ability to save links to resources that you discover on the web</p> <p><u>Tutorial</u></p>
<p><u>EDUCREATIONS</u> Web Based & App</p>  <p>Educreations is a unique interactive whiteboard and screencasting. Annotate, animate, and narrate nearly any type of content as you explain any concept. Teachers can create short instructional videos and share them instantly with students, or ask students to show what they know and help friends learn something new.</p> <p><u>Tutorial</u></p>	<p><u>PADLET</u> Web Based & App</p>  <p>Padlet is a virtual wall that allows people to express their thoughts. It works like an online sheet of paper where people can put any content (e.g. images, videos, documents, text) anywhere on the page, together with anyone, from any device.</p> <p><u>Tutorial</u></p>	<p><u>TODAY'S MEET</u> Web Based</p>  <p>Today'sMeet is a backchannel chat platform. Students join fast, easy to start rooms with no registration, and can immediately start powerful conversations that augment the traditional classroom.</p> <p><u>Tutorial</u></p>	<p><u>(ADOBE) SPARK VIDEO</u> Web Based & App</p>  <p>Adobe Spark allows both web and mobile users to create and share visual content – like posts for social media, graphics, web stories, and animated videos. It allow anyone the ability to create and share visual stories without needing to be professional designers. The tools also don’t require a lot of time to use.</p> <p><u>Tutorial</u></p>