
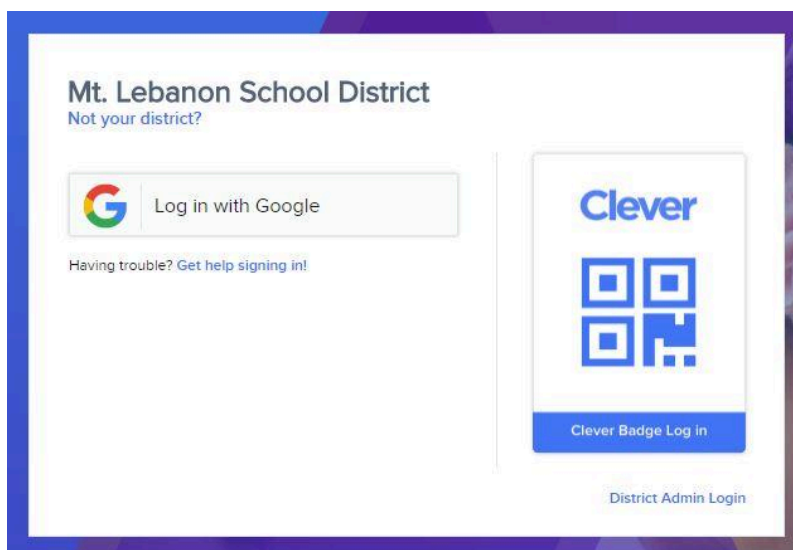


Logging in to Clever from a PC


1. Go to the [MTLSD Website](#) and follow this path: **Academics>Elementary>Resources>Popular**. Or click on this [Link](#). Teachers and students will click on the **Clever** icon.



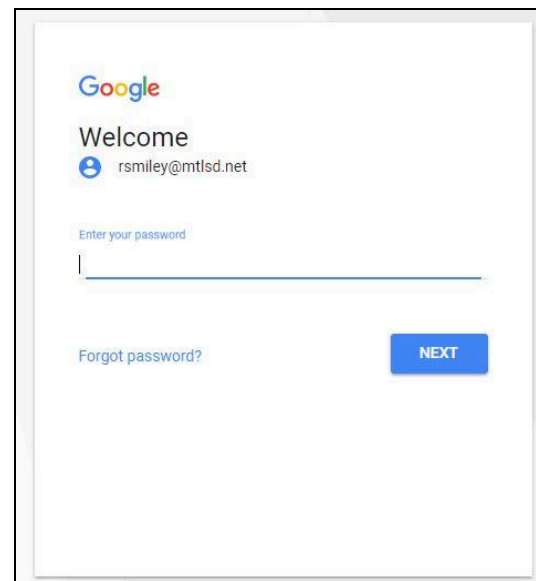
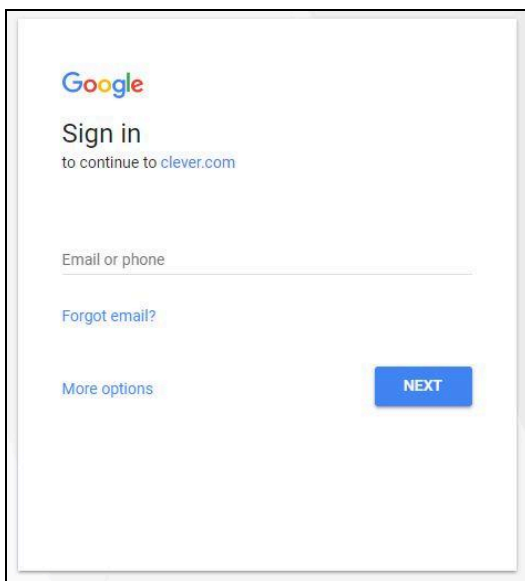
2. After you click on the **Clever** icon, select your Building if you are not already connected to the Mt. Lebanon School District. Then click on **Log in with Google**. Enter your student's **District Username along with @mtlstudents.net** and **Password** when prompted (e.g., Jane Doe - jdoe22@mtlstudents.net). This information is available from the ***Student Information** tab in the parents' Dashboard account. If, for some reason, you cannot access the information there, you can contact your student's teacher or school office. Teachers will log in the same way but will use their District email address and password.



3. If you are already logged in to Google, you will be directed straight to your Clever Portal. After you are in your Portal, just click on the app that you want to access. The **Instant Login Apps** will sign you in to your app. The **Other Apps** are just links to commonly used apps which will require a username and password to login.



NOTE: If you were not logged in to Google before clicking on **Log in with Google**, you will be asked to Sign in with your District Google username and password. This is the same login that you use when you log in to Dashboard or access your email (e.g., Jane Doe - jdoe22@mtlstudents.net). After you Sign in, you will be taken to Step 3.

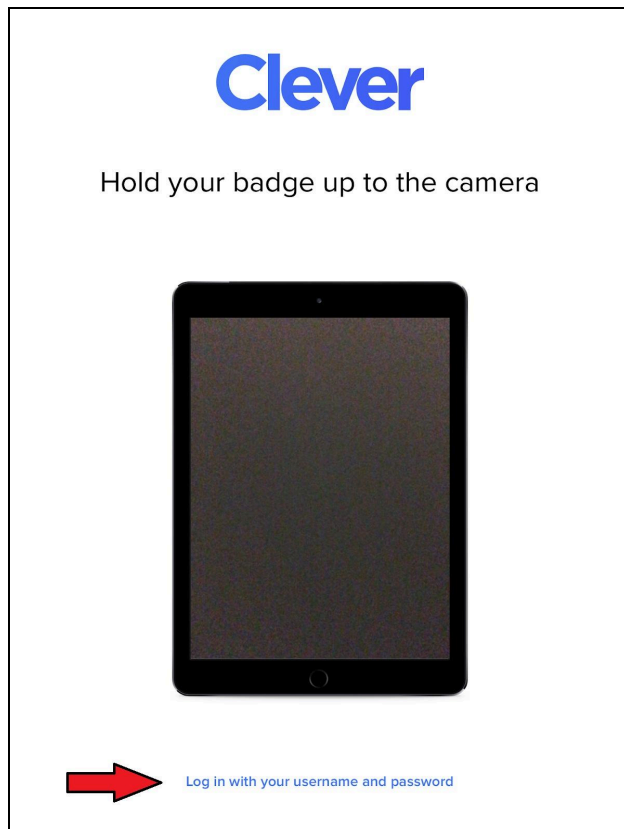


Logging in with an iPad

1. To use Clever on a home iPad, download the Clever app from the iTunes Store. To use some of the apps in your Clever Portal, you will need to download them from the iTunes Store. For example, DreamBox and Lexia have apps that you need to download in order for those to work.
2. Launch the **Clever** app.

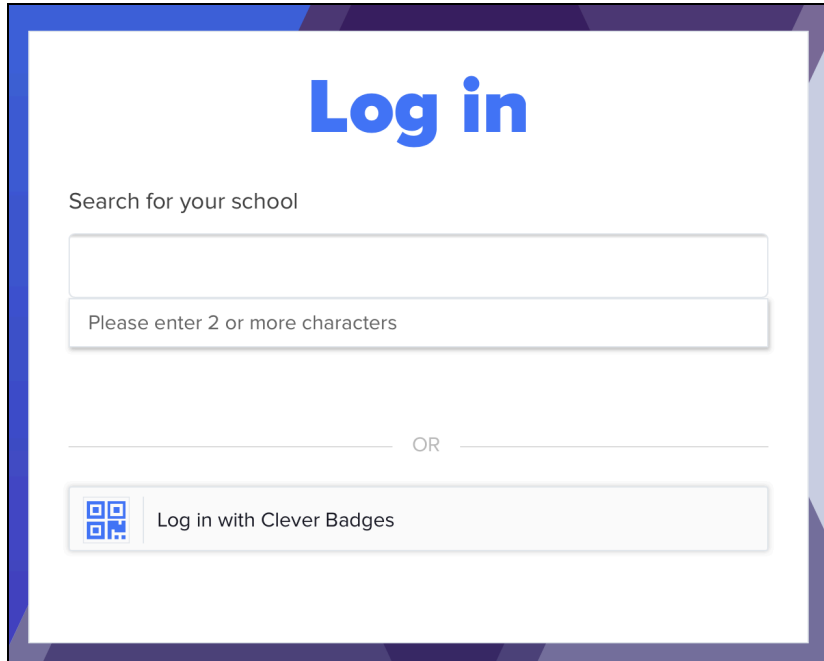


3. Select **Log in with your username and password** at the bottom of the screen.



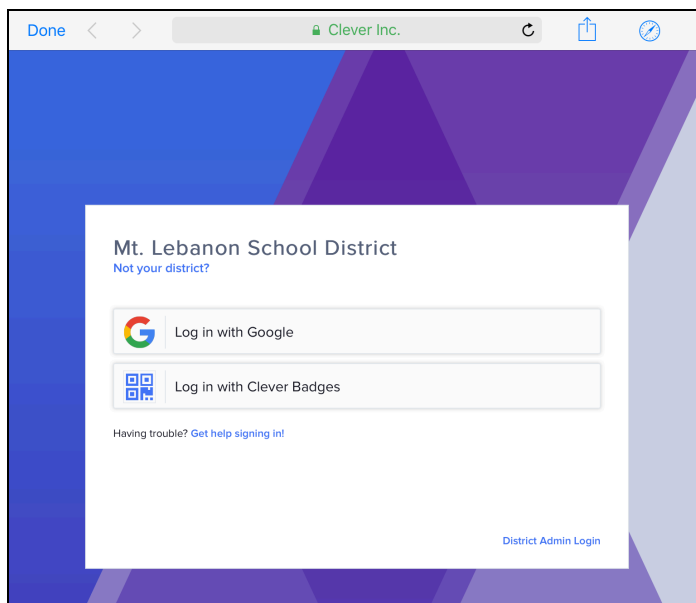
How to Login to Clever Portal

4. Search for your student's school by entering **Mt. Lebanon School District**. The District elementary schools will appear. Select your student's school.



The image shows the Clever login interface. At the top, the text "Log in" is displayed in a large blue font. Below this, there is a search bar with the placeholder text "Search for your school". Under the search bar, a message says "Please enter 2 or more characters". Below the search bar, there is a horizontal line with the word "OR" in the center. Below the line, there is a button with a Clever logo and the text "Log in with Clever Badges".

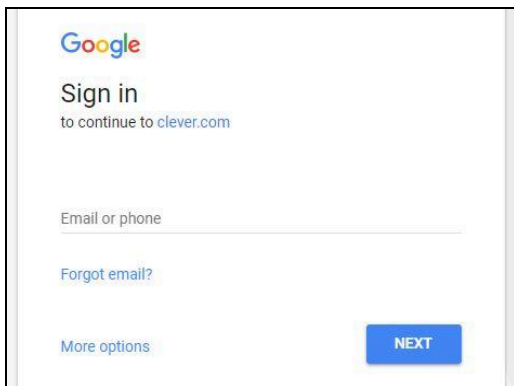
5. On the next screen, select **Log in with Google**.



The image shows the Mt. Lebanon School District login screen. At the top, the text "Mt. Lebanon School District" is displayed, followed by a link "Not your district?". Below this, there are two buttons: "Log in with Google" (with a Google logo) and "Log in with Clever Badges" (with a Clever logo). At the bottom, there is a link "Having trouble? Get help signing in!". In the bottom right corner, there is a link "District Admin Login".

How to Login to Clever Portal

- Enter your student's **District Username** along with **@mtlstudents.net** and **Password** when prompted. (e.g., Jane Doe - jdoe22@mtlstudents.net). This information is available from the ***Student Information** tab in the parents' Dashboard account. If, for some reason, you cannot access the information there, you can contact your student's teacher or school office.

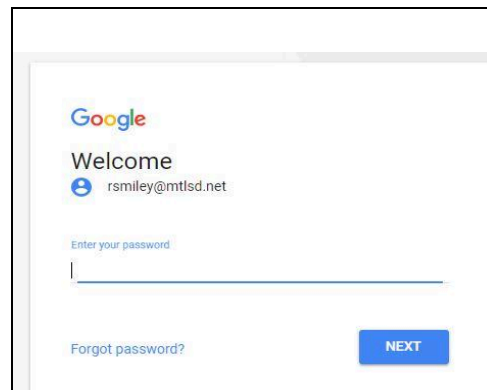


Google
Sign in
to continue to clever.com

Email or phone

[Forgot email?](#)

[More options](#) [NEXT](#)




Google
Welcome
rsmiley@mtlsd.net

Enter your password

[Forgot password?](#) [NEXT](#)

- After you are in your Portal, just click on the app that you want to access.



Under ***Student Information**, you will find your student's username and password needed to log into various programs and applications.

Frederick

Joseph

Dashboard

Navigation

Student Information

Student Information:

Student Name: Lastname, Firstname Middlename

Nickname: Fritz

ID#: 1234567

Grade: 8

Homeroom: 8-001

District Email: FLast12@mtlstudents.net


MTLSD Username: FLast12

Default Password: Wordplus12

Additional Items:

Links

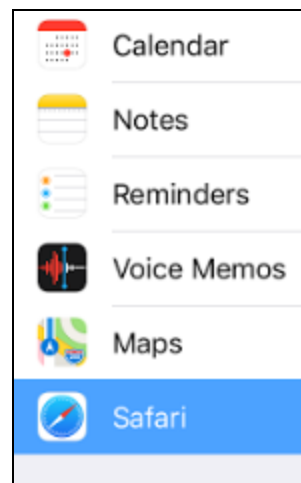
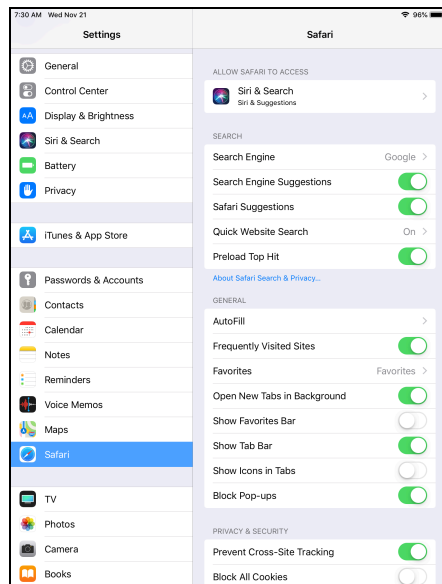
We have also added links to some of the other common apps that students use. These require the Username and Password that you currently use for them.



iPad - iOS 12.x Login issue

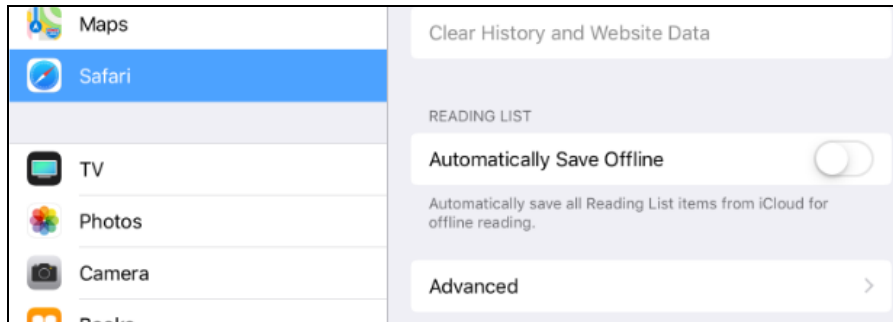
Clever is working on a permanent fix for the Clever app. This fix will allow you to sign into Clever on iPads updated to iOS 12.x.

1. Open Settings. Find Safari on the left hand side and tap on it.

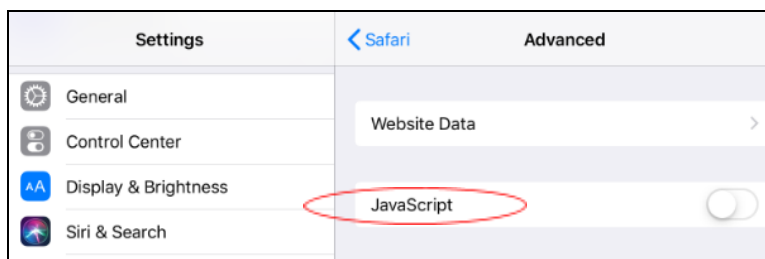


How to Login to Clever Portal

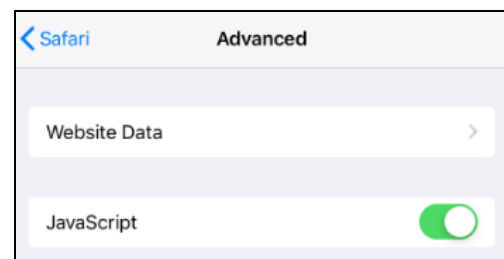
2. On the right hand side, scroll to the bottom so you see Advanced. Tap **Advanced**.



3. On the right side, find JavaScript and switch it on. It will turn **Green**. Then exit out of Settings and open up Clever and sign in.



OFF



ON