



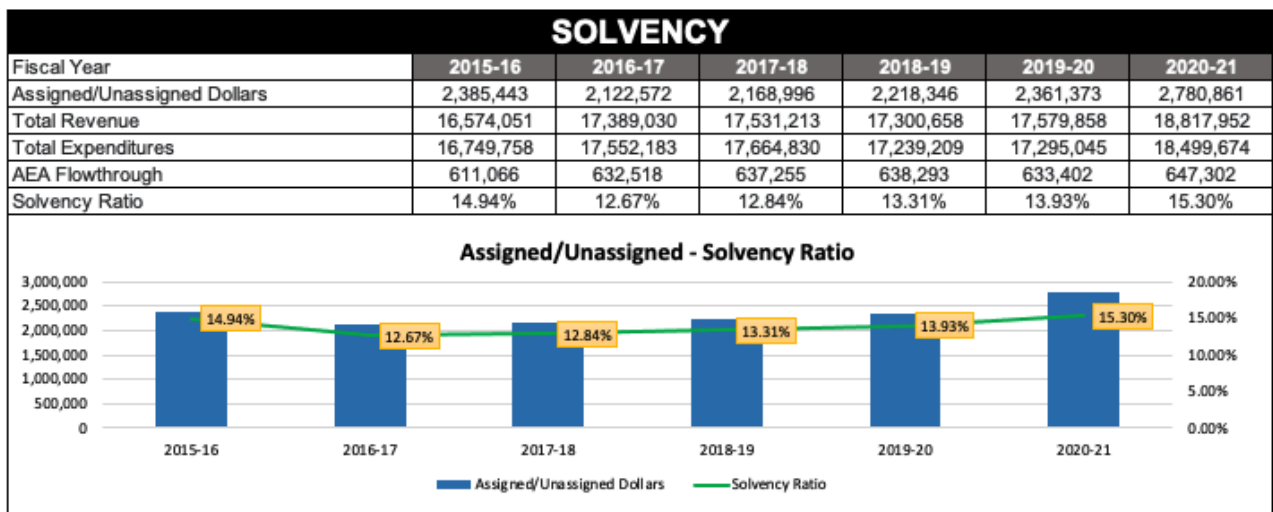
R I S E RESPECT INTEGRITY STUDENTS FIRST EXCELLENCE TO THE OCCASION

OCTOBER 11, 2021

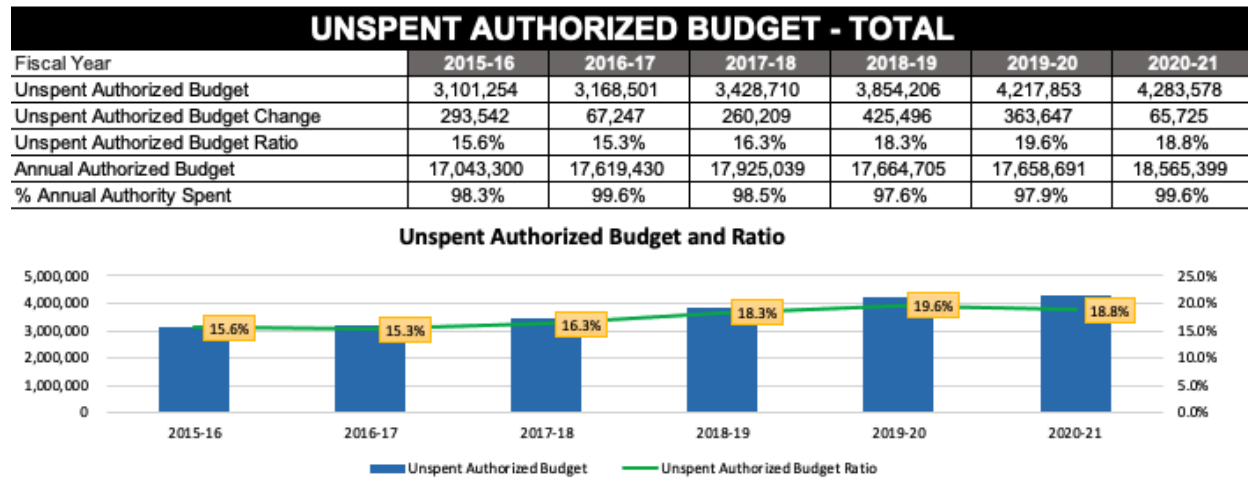
SOLVENCY -- Solvency ratio is a calculation used to assess financial health of a school district. The calculation measures the relationship of ending uncommitted fund balance to revenues as a percentage for the fiscal year. Unassigned/Assigned fund balance DIVIDED BY Total General Fund Revenues (Less AEA Flow Through) = Solvency.

This is a snapshot, point-in-time measure of the percentage of revenue remaining (actual cash). The only way to impact solvency is by increasing revenues and decreasing expenditures. 15% would be considered “excellent”, 5% would be considered “good”.

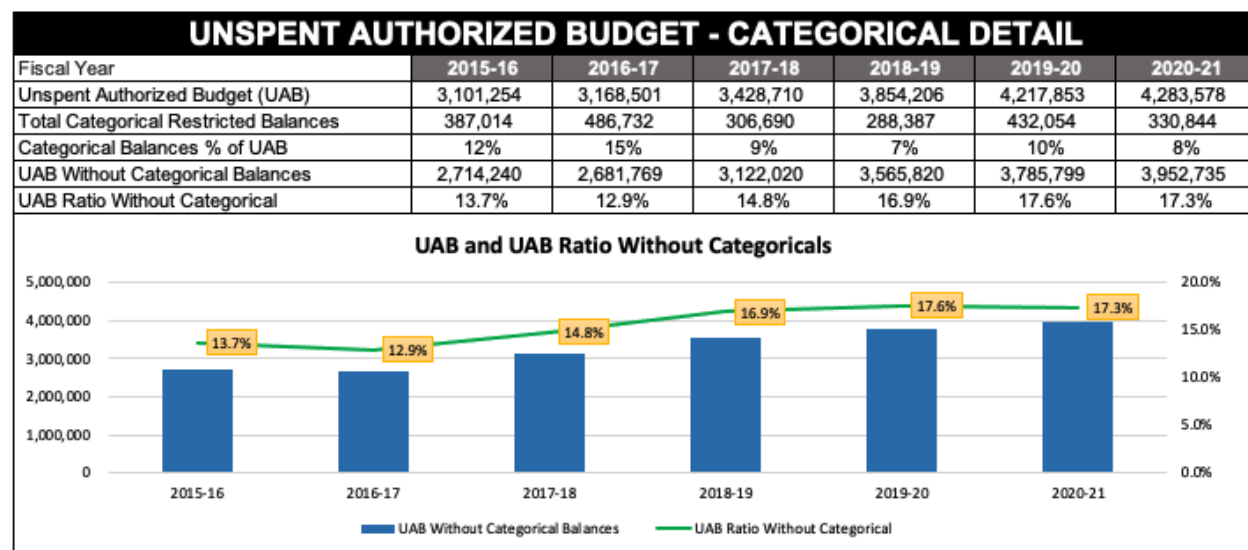
Algona Community School District



UNSPENT AUTHORIZED BUDGET - TOTAL -- Usually I refer to this as our “unspent balance”, it is the amount of unused district general fund capacity to spend on behalf of students (spending authority) that is left over at the end of the fiscal year. This funding capacity carries forward into the next fiscal year. The Unspent Budget Authority trend lines is a financial indicator that we count on to inform expenditure decisions. A minimum of 10-15% not to exceed 25% is recommended.



UNSPENT AUTHORIZED BUDGET - CATEGORICAL DETAIL -- This chart uses the UAB from above, but shows how much of that amount is in categorical restricted balances. These are funds that can only be used on specific programs (TLC, Preschool, TAG). We do not want to overspend these programs, but we do want these percentages to go down, not up.



IASB CONVENTION -- The IASB Annual Convention is November 18th at the Iowa Events Center in Des Moines. The Delegate Assembly is Wednesday, November 17th. The two convention keynote speakers are Brandon Fleming and Yong Zhao. Let Mary Beth or I know if you would like to attend the convention this year. Here is a link to this year’s [convention information](#).

CERTIFIED ENROLLMENT -- Certified enrollment looks very promising. This is something that we will continue to clean up until we “certify” on October 15th. Our Total School Age Students is up around 40 students. You can see that the number of resident students attending our district is up, the number of students open enrolled in is up and the number of open enrolled out is down.

	2019	2020	2021
CERTIFIED ENROLLMENT	1295	1275	1296
OPEN ENROLLMENT IN	116	126	144
OPEN ENROLLMENT OUT	95	92	82
WHOLE GRADE SHARE IN	49	55	52

VOTE REMINDER -- Just a reminder to get out and vote during our local elections on the First Tuesday after the First Monday (November 2nd) this year. We have 3 Board positions that are up for re-election as well as other local positions in the community.