

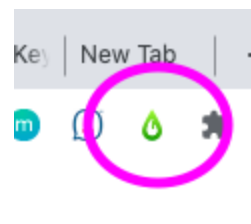
How to set-up LibKey

To install extension visit: <https://thirdiron.com/downloadnomad/>



Choose the option that matches your browser.

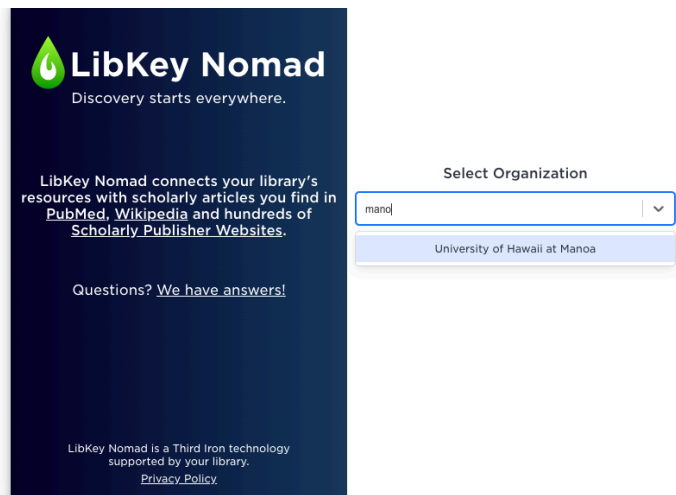
You'll know it's installed when you see the LibKey icon ↘



Next, link your LibKey extension to UH Mānoa/JABSOM Library holdings.

Click on the LibKey icon in your browser bar.


Next, search for **Manoa** in the "Select Organization" box and press enter.



Confirmation that your settings have been saved.



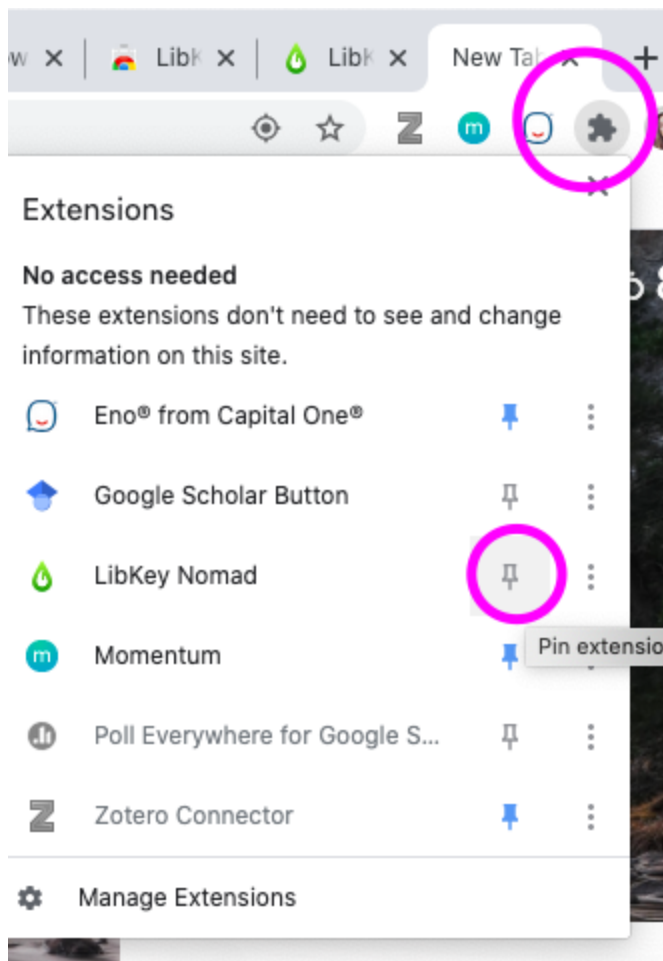
Now, when you find an article through Google you want to read, look for this icon to get the full-text!



Troubleshooting help below

Troubleshooting LibKey Extension

If you don't see the extension in your Chrome browser after installing, click on the puzzle icon



Next click on the pin