

ROCKWELL

TRANSPORT SOLUTIONS

EMPLOYEE HANDBOOK



Rockwell Corporation Website

[HTTP://WWW.ROCKWELLTRANSPORT.COM/](http://www.rockwelltransport.com/)

TABLE OF CONTENTS

Policies & Procedures	3
Company Culture	3
Friendly Managers	3
Headquarters	3
Open-Door Policy	3
Vehicles	3
Application Requirements	4
Requirements	4
Additional Considerations	4
Apply Here!	4
Rules and Regulations	5
Procedural Rules	5
Headquarters	5
Delivery Runs	5
Company Jobs	6
RTS Ground Runs	6
Description	6
Transporter	6
Heavy Transport	7
Guide	8
RTS Aviator	10
Requirements	10
Aviation Guide	10
Headquarters	11
Entrances	11
East Entrance	11
Helipad	12
North Entrance	12
Underground Garage	12
Features	14
Spacious Headquarters	14
Multiple levels	15
Garage	15
Company-use Los Santos Customs	16
Refueling Station	16
Helipad	17
Business Office	18
Job Changer	18
Map Icon	19

POLICIES & PROCEDURES

COMPANY CULTURE

FRIENDLY MANAGERS

We carefully select our management team from our employee roster. Candidates are considered based on behavioral observations, availability, activity, and time zone. Our managers are always available via DMs or tags:

- To voice concerns about the behavior of your fellow employees or to report abusive behavior from non-employee players in-game
 - Please provide screenshots when possible!
- For company-related suggestions for content, for documentation, or for anything else
- For voucher turn-ins too, of course!

HEADQUARTERS

OPEN-DOOR POLICY

Our headquarters are open to the public but require our members to provide access. If you're a member and want to give someone a tour, have them jump into a vehicle with you and take them in via the [Underground Garage!](#)

VEHICLES

We love seeing awesome vehicles inside headquarters. Never hesitate to leave voucher vehicles or personal vehicles here. Caution though! If you leave your player-owned vehicle at headquarters, you may not spawn it elsewhere when needed until you relog!

APPLICATION REQUIREMENTS

REQUIREMENTS

Level 30 Strength

ADDITIONAL CONSIDERATIONS

Please be aware that to use the Aviation transporters, you will need at least level 8 in both Airline and Heli Pilot, although this is not required to join R.T.S.

Start your career in R.T.S today, and become a new friendly addition to our team!

APPLY HERE!

RULES AND REGULATIONS

PROCEDURAL RULES

These rules outline restrictions and best practices pertaining to headquarters and company runs:

HEADQUARTERS

- Bringing your vehicles directly *into* headquarters is not only encouraged but is also easier to manage as they can be moved out of the way or auto-parked more easily. This also helps with server-load in Downtown Los Santos.
- No oversized vehicles in HQ. There just isn't enough room. And no, a semi-truck can *not* fit into the elevator.

DELIVERY RUNS

- Do ***NOT*** use exploits in company runs. When in doubt, it's **your responsibility** to ask whether something is allowed.
- We have destinations that go into Los Santos International Airport. Please remain mindful of in-use runways and always yield to aircraft.
- When you get out of your delivery vehicle it will despawn. You will also have a 5 minute timer between a vehicle spawn. So be careful to not leave your vehicle after you have spawned it.

COMPANY JOBS

RTS GROUND RUNS

DESCRIPTION

After changing your job to **RTS Professional** at headquarters, you'll be heading to a **Transporter** or **Heavy Spawner** to spawn one of over 600 vehicles, including nearly every vehicle in the game. From there, you'll be dispatched to one of hundreds of destinations for delivery. You can find the locations of these spawners at map.rockwelltransport.com, and enable "**Spawner Toggles**".

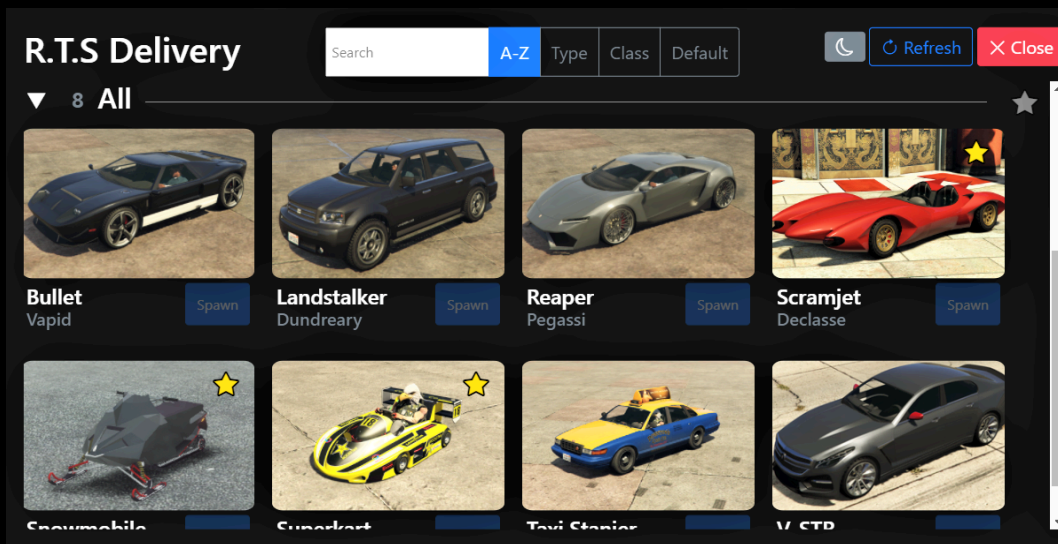
Your voucher payouts per delivery are determined by the condition of the vehicle when delivered. Finish out the job with zero damage to the vehicle for maximum payout.

TRANSPORTER

Transporter runs include all non-heavy vehicles, ranging from sedans and pickup trucks to supercars and exotics, separated into five levels:

Common	Unique	Epic	Legendary	Amazing
LVL 1	LVL 2	LVL 3	LVL 4	LVL 5

Spawning a **Transporter** vehicle will open a **Vehicle Selection Menu**. The higher your rank, the more vehicles you will see in this menu. **Initiates** will see **four** vehicles, while **Speed Demons** will see **eight**.



Keep in mind that if the vehicle becomes damaged, it is possible to reattempt the run in the same vehicle. Simply visit another **Transporter** spawner and a new delivery destination will be set.

Bonus

If you deliver a **Transporter** spawn in **PERFECT** condition, you'll get a one-time-use **Vehicle Card** to spawn the car you delivered!


HEAVY TRANSPORT

Heavy Transport runs include all heavy vehicles, ranging from box trucks and emergency vehicles to randomized semi-truck/trailer combinations. These runs do not follow the same rules as non-heavy **Transporter** runs.

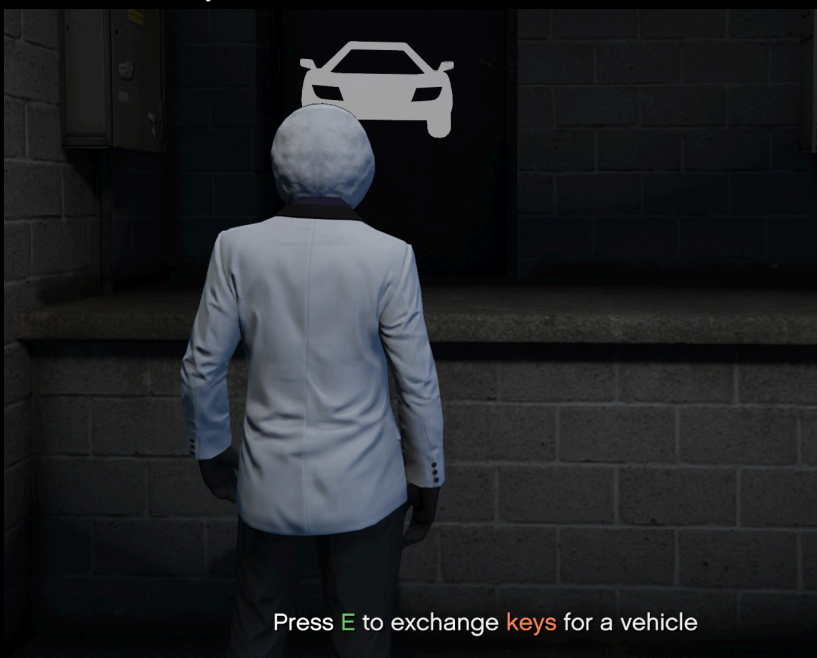
- Spawning a heavy vehicle initiates a 300-second cooldown, during which another ground vehicle cannot be spawned.
- Heavy vehicle deliveries do not yield a spawn card for the vehicle.
- It is not possible to reattempt the run in the same vehicle by visiting another spawner. Visiting another spawner after the 300-second cooldown will spawn a new random vehicle.

GUIDE

1. Be sure that you go **“On-Duty”** by setting your Job to **‘RTS Professional’** at the [Job Changer](#) found at headquarters.
 - a. It is also possible to change jobs from the M menu
 - i. **M > Manage Company > RTS Professional**
2. Make your way to one of the **Transporter** or **Heavy Transport** spawners either by driving or flying (see [Helipad](#)). The **Transporter** spawners are marked by the orange car icon and **Heavy Transport** spawners are marked by an orange truck icon, depicted below.



3. Press E to spawn a vehicle.



4. Have fun!



Legendary Delivery
Deliver the Subaru Impreza Rally to Los Santos International Airport



Amazing Delivery
Deliver the Rocket Voltic to Mount Chiliad

RTS AVIATOR

REQUIREMENTS

Level 8 Heli Pilot
Level 8 Airline Pilot
Level 30 Strength



AVIATION GUIDE

After changing your job to **RTS Professional** at headquarters, make your way to an **Aviator** Spawner to spawn a helicopter or a small airplane, chosen at random, and deliver it to a destination for delivery. You can find the locations of these spawners at map.rockwelltransport.com, and enable “**Spawner Toggles**”

Airplanes are always assigned an airport for a destination while Helicopters are assigned locations at random.

ALWAYS use **ATC** while in a plane, these planes are designed for use on **Jet runways** only!



HEADQUARTERS



Our headquarters lies within the beautiful Arcadius Business Center, in the heart of Downtown Los Santos--adjacent to the Maze Bank building.

ENTRANCES

EAST ENTRANCE



On-foot entrance on the eastern side of the building.

HELIPAD



NORTH ENTRANCE



On the north side of the building we have an upstairs entrance with direct access to our helipad.

UNDERGROUND GARAGE





With entrances on the southeast and southwest corners of our building, our underground garage remains easy to access.



Once you're in the underground garage, you can use the elevator to enter our headquarters **without** having to leave your vehicle.



FEATURES

SPACIOUS HEADQUARTERS



MULTIPLE LEVELS



GARAGE



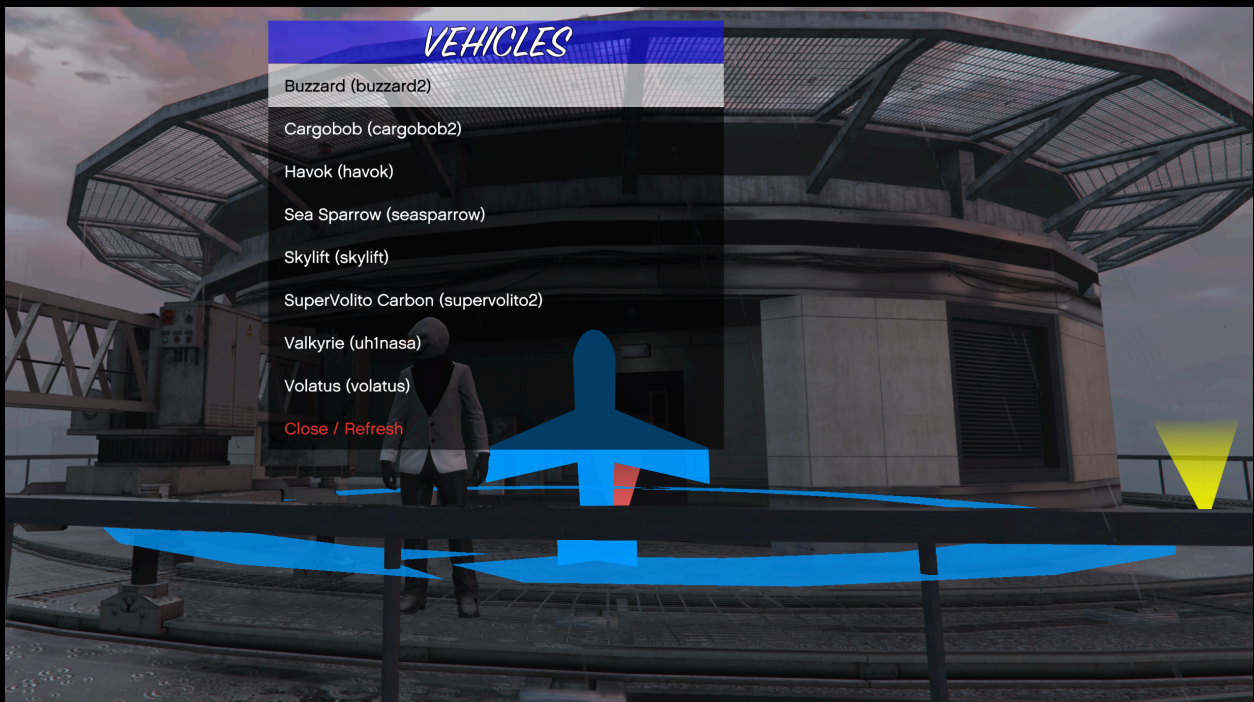
COMPANY-USE LOS SANTOS CUSTOMS



REFUELING STATION



HELIPAD



BUSINESS OFFICE



JOB CHANGER



Here, you can change your job to RTS **Professional**.

MAP ICON

