



Get donations for a new monitor, thanks to Two Screens for Teachers and DonorsChoose

Update 3/19/21: Funding for this opportunity has concluded! Teachers are still welcome to create projects for monitors (or anything else they need!) on DonorsChoose at any time, and you'll be supported by the DonorsChoose community of donors. [Get started here](#)

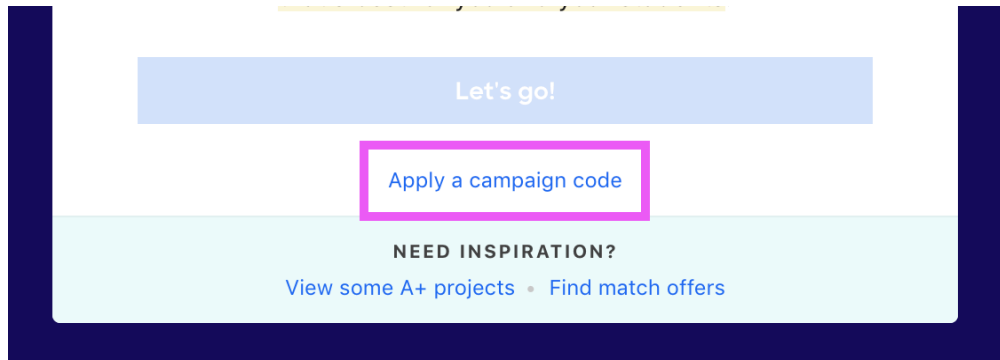
How do I get a monitor on DonorsChoose?

To request a monitor, you'll need to post a project on DonorsChoose - you can check out the instructions below! When creating your project, enter the campaign code **TWOSCREENS**. The first 1,800 projects submitted will receive a \$50 donation from Two Screens for Teachers on 3/3/21.

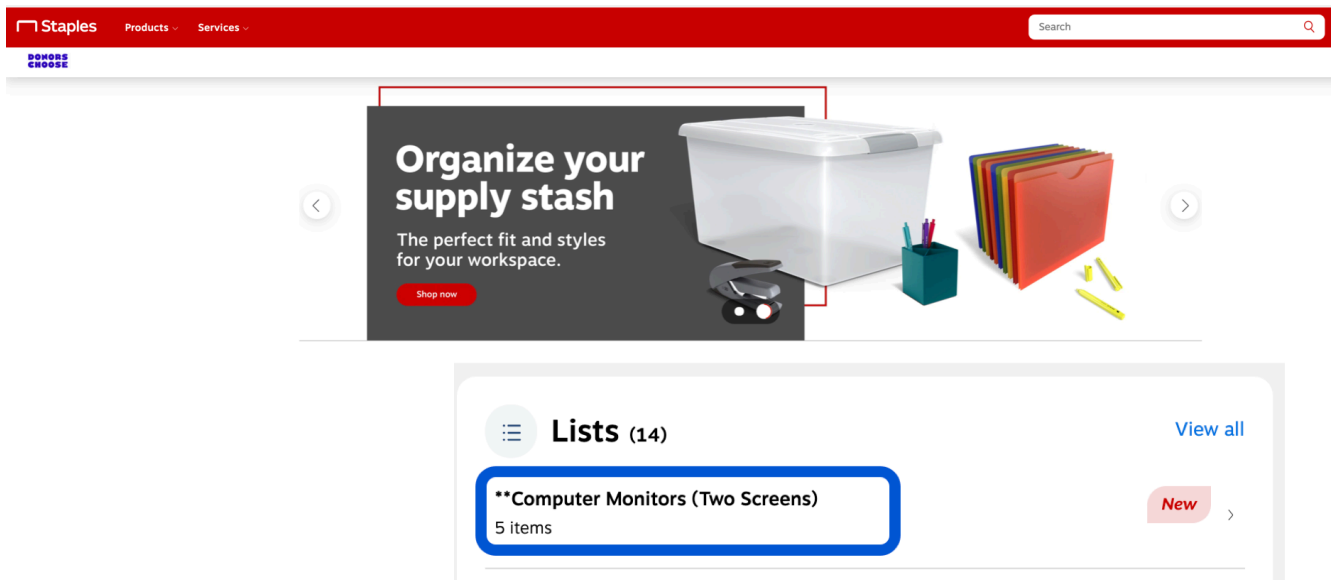
Once your project is fully funded, your monitor will be shipped directly to your school!

Creating a project on DonorsChoose

1. First, [register as a teacher on DonorsChoose](#)
 - o DonorsChoose supports K-12 public school teachers; [you can check out if you're eligible to create projects here](#).
2. [Create a new project](#) and **enter the campaign code TWOSCREENS** under the 'Let's go!' button. **Without the campaign code, your project will not be on the list for a \$50 donation.**



3. In your essay, tell future donors about your students and how they'll benefit from the monitor you're requesting.
3. When you get to the "Go Shopping" page for your new project, **choose Staples** to shop for your monitor.



- Open the **"Computer Monitors (Two Screens)"** shopping list for recommended monitors and cables with best availability
- Select one of our recommended monitors from the Staples shopping list

Vendor	Monitor Name	Estimated Unit Price	Item Number
Staples	Dell 23" LED Full HD Monitor	\$99.99	24475154
Staples	HP 23.8" LED Monitor	\$99.99	24475155


- In addition to requesting a monitor, you should also shop for a video cable to connect your monitor and computer. Use these pictures to determine which video cable you need:



HDMI



USB-C



Mini DisplayPort

- If you have an HDMI connection, you'll need an **HDMI cable**
- If you have a USB-C connection, you'll need a **USB-C HDMI hub** *and* an **HDMI cable**
- If you have a Mini DisplayPort, you'll need a **Mini DisplayPort to HDMI adapter** *and* an **HDMI cable**
 - Search for one of the recommended cables or hubs:

Vendor	Item Name	Estimated Unit Price	Item Number
Staples	4' HDMI cable	\$8	24401664
Staples	USB-C HDMI hub	\$34	24400032
Staples	Mini DisplayPort to HDMI Adapter	\$6	1139049

- You are welcome to pick out a different cable or hub - make sure to double-check that it will be compatible with your monitor and computer.
4. After you add these items to your cart, select "Submit these items for approval" and then finish creating your project on DonorsChoose.
 5. Once you've created your project, you'll be asked to submit it for review. A DonorsChoose volunteer will review your project and post it on the site within 3-5 business days.

Fundraising for your DonorsChoose project

Once your project is posted on DonorsChoose you'll be able to fundraise for your monitor by sharing your project link! The first 1,800 projects submitted with the TWOSCREENS campaign code after 2/26/21 will receive a \$50 donation appearing on 3/3/21 and 3/8/21 if funds remain. *Please note that only one project per teacher will receive a \$50 donation. If you have previously received a donation from Two Screens for Teachers, your project will not be eligible for a donation.*

You can also check out the DonorsChoose [Help Center](#) and [blog](#) for fundraising tips!

Receiving your monitor

Once your project is fully funded on DonorsChoose*, the DonorsChoose team will purchase the monitor and cable(s) you have requested and ship them **directly to your school**. Most materials arrive within two weeks of a project being fully funded!

Once you've received your materials, you'll be asked to complete a **Thank-You Package**, which consists of a quick note letting your donors know how you're using the monitor, and 6 photos of the monitor in action. You can check out all the details in the [DonorsChoose help center](#).

** Please note, DonorsChoose will not purchase any of the resources you have requested until your project is fully funded. We recommend keeping your project goal low so that it's easier to fundraise for! Teachers have found that projects under \$300 are most successful.*

Frequently Asked Questions

I forgot to use the campaign code TWOSCREENS, what should I do?

If you haven't submitted your project yet, you should be able to return to the 'Hi' step of creating your project, and enter the campaign code.

If your project is already live, please [reach out to the DonorsChoose team for help adding the campaign code!](#)

What should I write for my project essay when creating my project?

When creating your project on DonorsChoose, you'll be asked to write a short essay about your monitor. Some points you may want to include:

- The impact of being able to see your students and lesson plan at the same time
- The importance of being able to make eye contact with your students while teaching
- The improvements a second monitor could have on your productivity!
- [You can also check out some of DonorsChoose's recommendations for a great project essay.](#)

What is DonorsChoose?

DonorsChoose is a nonprofit website that engages the public in public schools. Teachers from every corner of America post classroom project requests for the materials and experiences their students need to learn that are funded by generous citizen donors as well as corporations and foundations that want to support our nation's students. If you are an educator at a public or public charter school, are employed full-time by the school or district, and work directly with students at least 75% of the time, you are eligible to post.

Who can use DonorsChoose?

DonorsChoose supports K-12 public school teachers; [you can check out if you're eligible to use DonorsChoose here.](#)

How will I get my monitor?

Once your project is fully funded, DonorsChoose will order the monitor you requested and send it directly to your school address.

What are the additional fees on my project?

In addition to the cost of the materials you're requesting, you'll also see:

- Shipping cost (a lot of DonorsChoose vendors provide free shipping!)
- State sales tax (based on where your school is located)
- 3rd party payment processing fee
- Fulfillment labor & materials - \$30 (allows DonorsChoose and Two Screens for Teachers to continue to support teachers nationwide)
- [Suggested donation](#) (which your donors can opt-out of)

Have more questions?

Check out the [DonorsChoose Help Center](#) for tons more information about setting up your account and posting your first project. If you're still having trouble, you can [reach out to the DonorsChoose team](#).