


# Climate, sustainability, & ESG resource guide

 To share this resource guide, use [s.uconn.edu/climate-esg](https://s.uconn.edu/climate-esg).

Feedback? Comment or suggest edits directly on this document. Have something to contribute? Send it to [Edward Junhao Lim](#), Business & Entrepreneurship Librarian at the University of Connecticut.

This is a crowdsourced resource guide. Hat tip to contributors, in alphabetical order of their last name:

- Michael Deike
  - Benjamin Hall
  - Alice Kalinowski
  - Carolyn Klotzbach-Russell
  - Jiebei Luo
  - Reece Steinberg
  - Benjamin Hall
- 

## [Related Resource Guides](#)

### [Synonyms](#)

[What is ESG? What do our users mean when they ask for “ESG data”?](#)

[How do we help to find or locate the appropriate ESG data for our users?](#)

[Major ESG ratings providers used in academic research](#)

[Overview of major ESG data sources used in academic research](#)

[Bloomberg - ESG Disclosures Scores](#)

[CDP - Academic license](#)

[CSRHub](#)

[ESG Book](#)

[Factset Truvalue ESG data](#)

[FTSE Russell Sustainability & ESG Ratings](#)

[ISS \(Institutional Shareholder Services\)](#)

[MSCI ESG Ratings](#)

[Moody's ESG Solutions Group](#)

[Pregin ESG Solutions](#)

[Refinitiv ESG Scores](#)

[RepRisk ESG Risk](#)

[S&P Global Sustainable<sup>1</sup> and Trucost  
Sustainalytics' ESG Risk Ratings](#)

#### [Other ESG related sources](#)

[B Corp](#)

[Corporate Register ESG Data Packages](#)

[CSMAR Corporate Governance \(via WRDS\)](#)

[Ecolumix](#)

[RavenPack ESG Controversy Ratings](#)

[SNL Energy](#)

[Statista](#)

[Statistics Canada: Environmental, Social and Governance \(ESG\) Project](#)

[Sustainable Fitch](#)

[U.S. Environmental Protection Agency \(EPA\)](#)

#### [Frameworks and Standards 101](#)

#### [Indices](#)

#### [News & newsletters](#)

[3BL CSRwire](#)

[Axios](#)

[Barron's](#)

[Bloomberg Green](#)

[Business Insider](#)

[Caixin Global](#)

[Capital IQ Pro](#)

[Connecticut Post](#)

[CSRWire](#)

[The Economist](#)

[Entrepreneur](#)

[ESG Today](#)

[Financial Times](#)

[Fortune](#)

[MIT Tech Review](#)

[NYTimes.com](#)

[Protocol Climate](#)

[SEC \(U.S. Securities and Exchange Commission\)](#)

[South China Morning Post](#)

[Tech in Asia](#)

[Wall Street Journal](#)

[Washington Post](#)

[Wired](#)

---

## Related Resource Guides

- [brass.libguides.com/businessethics/rankings-and-analysis](https://brass.libguides.com/businessethics/rankings-and-analysis)
- [research.lib.buffalo.edu/business-management/esg](https://research.lib.buffalo.edu/business-management/esg)
- [libguides.scu.edu/sustainablebusiness/csr](https://libguides.scu.edu/sustainablebusiness/csr)
- [guides.lib.uci.edu/business/topics/ethical](https://guides.lib.uci.edu/business/topics/ethical)

## Synonyms

- Sustainability
  - United Nations 1987 definition
  - UN Global Compact
- Corporate sustainability
- Sustainability reporting
- CSR (corporate social responsibility)
- ESG (environmental, social, and governance)
- Triple bottom line
- Societal impact
- socially responsible investing (SRI)
- Sustainability disclosure, non-financial reporting
- Climate

Also see article on “[the state of U.S. sustainability reporting](#)” (2021); naming conventions.

## What is ESG? What do our users mean when they ask for “ESG data”?

- Students vs. researchers vs. entrepreneurs
- Disciplines: Business vs. social scientists vs. sciences
- [Kaleidoscope of frameworks and reporting standards](#)

See Michael Deike’s presentation, [Supporting ESG Research Questions: The Current ESG Data Climate](#) (11/10/2022).

## How do we help to find or locate the appropriate ESG data for our users?

Three options when it comes to data: (1) Buy, (2) Build, (3) Blend.

Consider

- Breadth (aspects of E, S, & G) vs. depth (e.g. historical coverage, how 'materiality' is defined)
- Methodology
- Self-disclosure vs. inferred / estimates
- Raw or traditional data vs. smart data
- Who are defined as peer groups when doing comparison across industries

## Major ESG ratings providers used in academic research

(alphabetical order)

- [Bloomberg ESG Disclosures Scores](#)
- [CDP Climate, Water and Forest Scores](#)
- [CSRHub](#)
- [ESG Book](#) (fka Arabesque S-Ray GmbH)
- [Factset Truvalue ESG data](#)
- [FTSE Russell's Sustainability & ESG](#) via Mergent Online
- [ISS \(Institutional Shareholder Services\)](#) Ratings and Rankings
- [Moody's ESG Solutions Group](#)
- [MSCI ESG Ratings](#) (acquired GMI Ratings in 2014, & Carbon Delta in 2019)
- [Preqin ESG Solutions](#)
- [RavenPack ESG Controversy Ratings](#) (event-based approach)
- [Refinitiv ESG Scores](#)
- [RepRisk ESG Risk](#)
- [S&P Global Sustainable 1](#) (acquired Trucost and RobecoSAM in 2019)
- [Sustainalytics' ESG Risk Ratings](#) (acquired by Morningstar in 2020)

Overview & comparison of major ESG data sources used in academic research

To share this table, use [s.uconn.edu/esg](https://s.uconn.edu/esg).

Short name	Bloomberg	CDP	CSRHub	ESG Book	FactSet Truvalue	FTSE Russell Sustainability (LSEG)	ISS	Moody's	MSCI	Preqin ESG	Refinitiv (ASSET4)	RepRisk	Sustainable1 (S&P Global)	Trucost (S&P Global Market Intelligence)	Sustainalytics
Price / year	\$-\$\$\$	\$-\$\$	\$\$\$	?	\$\$\$\$	\$\$\$	\$\$\$\$	?	\$\$\$	\$\$\$	\$\$\$\$	?	?	?	?
History / Continuity	2007– "15+ years"	<a href="#">2002</a> – "19 annual cycles"	<a href="#">2008</a> – "12 years"	<a href="#">2003</a> –	2007–	2018–	?	"Depends"	<a href="#">1999</a> –	mid 2000s–	<a href="#">2002</a> – <sup>1</sup>	<a href="#">Jan 2007</a> –	<a href="#">2013</a> –	Large-cap: <a href="#">2005</a> –  Small & mid-cap: <a href="#">2016</a> –	Sep 2018–

<sup>1</sup> Point in time history back to:  
– Category and summary scores since 2017  
– Pillar scores since 2021  
– Data points since 2008  
– Indicators since 2013

Short name	Bloomberg	CDP	CSRHUB	ESG Book	FactSet Truvalue	FTSE Russell Sustainability (LSEG)	ISS	Moody's	MSCI	Preqin ESG	Refinitiv (ASSET4)	RepRisk	Sustainable1 (S&P Global)	Trucost (S&P Global Market Intelligence)	Sustainalytics
Coverage: companies with 'full' ratings	<a href="#">14.000+</a>	<a href="#">18.000+</a>	<a href="#">20.000</a>	<a href="#">25.000+</a>	<a href="#">230.000+<sup>2</sup></a>	<a href="#">7.200<sup>3</sup></a>	<a href="#">7.500</a>	<a href="#">5.000+<sup>4</sup></a>	<a href="#">8.500</a>	<a href="#">"50.000+ LPs and GPs"</a>	<a href="#">12.000+</a>	215,000+ <sup>5</sup>	<a href="#">8.000–11.300+</a>	<a href="#">15.000+</a>	<a href="#">16.000+</a>
Coverage: companies	474,000+ securities		<a href="#">150.000</a> companies <a href="#">10.000</a> private companies, government agencies, & NFPs	<sup>6</sup>		<a href="#">16.000+ companies for Green Revenues Exposure</a>	<a href="#">12.000 issuers<sup>7</sup></a>	<a href="#">140+ million</a>	<a href="#">14.000 issuers<sup>8</sup></a>	<a href="#">147.000+</a> private companies		93% are non-listed companies.	<a href="#">340.000+</a> securities	Environmental Data Fossil Fuels & Energy Data	"public and private companies, fixed-income issuers and listed Chinese companies"

<sup>2</sup> companies are constituents of major indices (e.g. S&P 500, Russell 1000 , Russell 3000, & MSCI Emerging Markets and World)

<sup>3</sup> 7,200 securities for their operational ESG risk exposure product; their "Managing Green Revenue exposure" covers 16,000+ companies. See <https://www.ftserussell.com/data/sustainability-and-esg-data>.

<sup>4</sup> For ESG Scores & Assessments: 6,000+ large cap-companies (analyst driven); ~1,000 US companies.

<sup>5</sup> As of July 2022. Of these 215,000 companies, approx. 5% are listed companies and approx. 93% are non-listed companies. The companies in RepRisk's dataset stem from all sectors and countries. The geographical distribution is as follows: approx. 24% of the companies are headquartered in North America, 33% in Asia, 26% in Europe, 9% in Latin America and the Caribbean, 5% in Africa, and 3% in Oceania. The RepRisk's dataset also includes risk profiles on more than 60,000 projects (e.g., mines, pipelines, chemical plants, ports, factories, pulp mills, plantations, etc.), as well as for all sectors and countries in the world. In addition, the RepRisk ESG Risk Platform provides information on other entities such as NGOs (more than 25,000) and governmental bodies (more than 19,000). Source:

<https://www.reprisk.com/news-research/resources/methodology>

<sup>6</sup> ESG Book "only cover publicly listed corporates but the coverage will increase to include SMEs and private companies."

<sup>7</sup> full coverage of major stock indices of developed and emerging markets, coverage of small and mid-cap indices in developed markets, & important non-listed bond issuers

<sup>8</sup> including subsidiaries and 680,000+ equity and fixed income securities globally.

Short name	Bloomberg	CDP	CSRHUB	ESG Book	FactSet Truvalue	FTSE Russell Sustainability (LSEG)	ISS	Moody's	MSCI	Preqin ESG	Refinitiv (ASSET4)	RepRisk	Sustainable1 (S&P Global)	Trucost (S&P Global Market Intelligence)	Sustainalytics
Coverage: Funds	✗	✗	✗	✓ <sup>9</sup>	✗	✗	✓ <sup>10</sup>	✓ <sup>11</sup>	✓ <sup>12</sup>	✓ <sup>13</sup>	✓ <sup>14</sup>	✗	✗	✗	✗
Coverage: Director, Officer	✓ <sup>15</sup>	✗	✗	✗	✗	✗	✓ <sup>16</sup>	✗	✓ <sup>17</sup>	✗	✓ <sup>18</sup>	✗	✓ <sup>19</sup>	✗	✗
Coverage: Region-level	✓ 100+	✓ 1,100+ <sup>20</sup>	✗	✗	✗	✗	✓ <sup>21</sup>	✓ <sup>22</sup>	✗	✗	✗	✓	✗		✓ <sup>23</sup> 172
Update frequency			Monthly	Daily but mostly driven by disclosure periods			; daily, weekly, monthly values	Annually (full review in every 3 years)			Weekly; with daily values	Daily; with daily, weekly, & monthly values		Daily	Annual; daily & weekly values

<sup>9</sup> See their ESG Analytics covers mutual funds and ETFs (Funds Scoring).

<sup>10</sup> See ISS ESG Fund Rating: <https://www.issgovernance.com/file/products/brochure-esg-fund-rating.pdf>

<sup>11</sup> for 'enterprises' defined as "non-financial corporations and project financings, including utilities, corporate infrastructure and REITs, as well as public sector issuers that have business-like revenue-raising capacity through the implementation of fees for service, such as municipal utilities, airports, toll roads, ports, mass transit enterprises, hospitals, housing agencies and higher education institutions."

<sup>12</sup> See MSCI ESG Fund Ratings: ~53,000 multi-asset class Mutual Funds and ETFs globally.

<sup>13</sup> 16,000+ LPs, 39,000+ GPs, 203,000+ companies.

<sup>14</sup> See [Refinitiv Lipper Fund ESG Scores: 335,000+ funds](#).

<sup>15</sup> Use <MGMT>.

<sup>16</sup> See ISS Solutions for Academic Professionals: <https://www.issgovernance.com/file/products/sheet-iss-solutions-for-academics.pdf>

<sup>17</sup> 100,000 director profiles, 20 years of shareholder meeting results.

<sup>18</sup> [1.8 million officers & directors, 18+ years of history available](#).

<sup>19</sup> See their Market Intelligence ESG Insight (separate subscription):

<https://www.marketplace.spglobal.com/en/solutions/market-intelligence-esg-insight-6c41f39d-f7b6-4a75-9b17-35d9caa11fc9>

<sup>20</sup> CDP has 1,224 cities, states and region reporting through their portal, going back to 2011. See <https://data.cdp.net>.

<sup>21</sup> See their ESG Country Rating.

<sup>22</sup> Sovereigns, and Regional & Local Governments. Moody's Climate Solutions goes to zip code level.




<sup>23</sup> See their Country Risk Ratings:

<https://connect.sustainalytics.com/hubs/INV%20-%20Reports%20and%20Brochure/Product%20Brochures/Country%20Risk%20Rating.pdf>

Short name	Bloomberg	CDP	CSRHUB	ESG Book	FactSet Truvalue	FTSE Russell Sustainability (LSEG)	ISS	Moody's	MSCI	Preqin ESG	Refinitiv (ASSET4)	RepRisk	Sustainable1 (S&P Global)	Trucost (S&P Global Market Intelligence)	Sustainalytics
Methodology	?	✓	✓	✓	?	?	✓ <sup>24</sup>	✓	✓	✓	✓	✓	✓	✓	✓
Data Dictionary & Sample			<a href="#">Data Schema, Sample Profile</a>						✗	<a href="#">Fund Profile (2020), LP Profile (2020)</a>			<a href="#">Data Schema</a>	<a href="#">Data Schema</a>	<a href="#">Sample Report</a>
Delivery	?	Excel	?	CSV, API	?	?	FTP, <a href="#">ISS DataDesk</a> (upon request)	FTP, API, Moody's Datahub, Orbis, DataLab, new MESG platform	?	?	CSV, JSON, Python, SQL	Datafeed: <a href="#">FTP API</a>	?	?	?
Available via WRDS	✗	✗	✗	✗	✗	✗	✓	✗	✓ 200x–2018	✗	✓	✓	✓	✓	✓
Identifiers	?	?	ISIN; Uses a <a href="#">"naming sheet"</a> (Excel template dashboard) that will lookup company names & ticker to match with their database.	Ticker, FIGI, ISIN, SEDOL, FactSetID	?	?	Ticker, CUSIP, ISS Company ID	?	?	?	?	Primary ISIN taken from S&P, RepRisk Company ID.  Datafeed: <a href="#">ISIN, LEI, BVD IDs</a>	<sup>25</sup>	?	?

<sup>24</sup> ISS ESG Corporate Rating primarily uses disclosed company data wherever available. If no relevant or current company information for a specific indicator is available, and no assumptions can be made on pre-defined standards, the indicator is assessed with D-.

<sup>25</sup> Available to link to S&P Capital IQ data (BECRS SNL Identifier Package) or to Compustat data (BECRS Compustat GVKEY Identifier Package): [https://wrds-www.wharton.upenn.edu/documents/1728/sp\\_global\\_esg\\_scores\\_user\\_guide.pdf](https://wrds-www.wharton.upenn.edu/documents/1728/sp_global_esg_scores_user_guide.pdf)

Short name	Bloomberg	CDP	CSRHub	ESG Book	FactSet Truvalue	FTSE Russell Sustainability (LSEG)	ISS	Moody's	MSCI	Preqin ESG	Refinitiv (ASSET4)	RepRisk	Sustainable1 (S&P Global)	Trucost (S&P Global Market Intelligence)	Sustainalytics
Rating Score	0 to 100	D- to A	0 to 100	0 to 100	?	0 to 5	D- to A+	0 to 100	CCC to AAA	Low to High (w/ No. of Deals)	D- to A+ and 0 to 100	D to AAA	<a href="#">0 to 100</a>	?	0 to 100
Academic research portal										 Preqin Scholar		 Research Lab	<a href="#">Resource Center</a>		

## Bloomberg - ESG Disclosures Scores

See Bloomberg Terminal. The Bloomberg Disclosure Scores have been around for a while and aren't 'normal' ESG scores, but instead a score specifically about how much a company discloses about ESG related things.

Sometime in 2022ish Bloomberg released their own ESG Score framework. On a terminal enter <BESG> for documentation. They have scores for E, S, and G that are industry weighted and are listed as "financial materiality scores." Data appears to go back to FY 2015 (at least for Apple). They also have scores for individual metrics like "board composition" and "product data security policy".

## CDP - Academic license

Refer to their latest [Academic Data Brochure](#).

Two 'types' of data:

- **Scores:** Provision of Investor-led scores, covering the same three areas listed above.
- **Response status:** Provision of Response Status (CDP questionnaire answered by Investors, whether they submitted a response and if they did, whether this was submitted publicly or non-publicly.)

Categorized in the following 'areas':

- Climate Change
- Water Security
- Forests

See [CDP questionnaires](#) and their [scoring methodologies](#). Companies can disclose in response to a request from an investor, a customer, or both.

Search and view past public responses through their [CDP database](#) (registration required).

Coverage:

- 2002– / 2011–
- Claims to cover 1,000 cities, states, & regions, 13,000 corporations, 590 investors

Reporting standards: TCFD

One-off purchase and three-year subscriptions available for

- Single academic individual
- Single academic department
- University-wide

## CSRHub

- **Best budget pick** (\$2,995/year + \$500/year/additional user) if you require an off-the-shelf solution.
  - Licenses other ESG analyst datasets (e.g. S&P Global, ISS, MSCI, Trucost ESG Analysis, Ideal Ratings, Arabesque S-Ray, Covalence, Urgentem and Vigeo EIRIS.)
  - Covers a large universe (50,000+ entities; 20,000+ fully rated, 10,000+ partially rated, 20,000+ not rated) across [all regions](#)
  - Data set goes back to December 2008 (monthly frequently) with a lag of two months (i.e. data for May 2020 will be available in July 2020)
- Delivery: web interface, custom Excel dashboard, RESTful API

See their [methodology](#):

We have data on approximately 150,000 companies. We publish information on more than 53,999 companies and we issue ratings on 22,820 companies. We offer full ratings on 20,068 of these. Each month, we conduct a separate “human review” of our ratings to make sure that we have not missed an obvious problem or outlier. At present, less than 150 companies are receiving “manual” adjustments.

We are actively working to increase the scope of our coverage. We currently publish data on about 10,000 private companies, government agencies, and NFPs.

Full CSRHub sample for *Walmart Inc.*: [https://www.csrhub.com/subscription\\_sample](https://www.csrhub.com/subscription_sample).

[A brief version of their most recent company-level profiles is available via Nexis Uni](#). Updated within 1 month of publication. Each profile contains

- overall CSRHub ESG Rating,
- *source count*,
- ratings for five top-level rating category
  - Overall,
  - Community,
  - Employees,
  - Environment, &
  - Governance
- ratings for 12 selected sub-categories
  - Energy and Climate Change
  - Resource Management
  - Environment Policy and Reporting
  - Community Dev and Philanthropy
  - Human Rights and Supply Chain
  - Product
  - Compensation and Benefits
  - Diversity and Labor Rights

- Training Health and Safety
- Board
- Leadership Ethics
- Transparency and Reporting

## ESG Book

(fka Arabesque S-Ray GmbH; founded in 2018)

Three 'parts':

1. **ESG Raw Data** (four sub-parts)
  - a. **ESG Module**
  - b. **Emissions+ Module**: Non-estimated Scope 1, 2 and 3 data including Scope 3 categories and additional gasses across product chain.
  - c. **Green Revenues**: Company revenues from investments into green transition business models
  - d. **SFDR Data**
    - 25,000+ companies for climate data / emissions (disclosed and estimations where companies do not provide disclosure)
    - 9,000+ companies covered on their company-disclosed ESG data
2. **ESG Analytics**
  - a. **Fund Scores**: covering ETFs, Mutual Funds, and bespoke portfolio scores. Covers 100,000+ funds.
  - b. **GC Score**: normative assessment of companies based on the principles of the UN Global Compact
  - c. **ESG Score**: evaluation of a company's performance on the ESG topics that are financially material to its business.
  - d. **Temperature Score**: metric that quantifies how corporations are contributing to the rise in global temperature through their GHG emissions.
  - e. **Preference Filter**: search tool that checks the business involvements of companies, and flags those involved in certain activities. Covers 27,000+ companies.
    - 9,000+ companies covered in GC Score, ESG Score, & Temperature Score
3. **ESG Book** (platform)
  - **Free**: Corporate sustainability information (registration required)
  - **Premium access**: real-time ESG data and analytics

## Factset Truvalue ESG data

Largest universe in terms of full ratings, with 230,000 companies covered.

## FTSE Russell Sustainability & ESG Ratings

<https://www.ftserussell.com/data/sustainability-and-esg-data>

## ISS (Institutional Shareholder Services)

Ratings and Rankings (majority owned by Deutsche Börse Group in 2020, acquired Oekom Research in 2018)

[Available via WRDS:](#)

- [Directors](#)
- [Governance](#)
- [Incentive Lab](#)
- [Voting Analytics](#)

### Climate Solutions NEW

- Expected to be available via WRDS in 2023 Q1
- Coverage: global, public companies, firm-level data, 2013–

### ESG Corporate Rating

- no longer available to academic customers (as of 12/5/2022) NEW

### ESG Fund Rating

- Info forthcoming

## MSCI ESG Ratings

(acquired GMI Ratings in 2014, & Carbon Delta in 2019)

[Available via WRDS](#) but historical coverage limited (these aren't overall ESG scores, and won't be updated anymore):

- [Social Ratings](#) 2015–2019
- [Companies](#), [Directorships](#) 2001–2018
- [Takeover Defenses](#) 2005–2018
- [CEOs](#) 2004–2018; [CEO New Disclosures](#) 2007–2008

## Moody's ESG Solutions Group

(includes V.E / Vigeo Eiris and Four Twenty Seven, both acquired in 2019)

A suite of product offerings:

### ESG Measures

- **ESG Scores & Assessments**, universe consists two parts
  - ESG Scores: model-driven ESG scores
  - ESG Scores & Assessments: 5,000+ companies (as of 2022), analyst-driven ESG scores
  - Delivery: via *Orbis* platform, or API
- **ESG Screening Data**

- Negative screening: ESG controversies and involvements in controversial activities
- Positive screening: companies offering and developing sustainable goods & services
- Regulatory Data
  - Data to facilitate mandatory disclosures in line with EU Taxonomy and SFDR regulations
- ESG Controversy Monitoring & Alerts
- Normative Standard Screening

## Climate Solutions

(Excluded from this discussion: SME Solutions, Index Solutions, Sustainable Finance.)

## Prequin ESG Solutions

Focuses on 'private markets', therefore their universe is on GPs & LPs, funds, and portfolios  
Unavailable via WRDS for now.

## Refinitiv ESG Scores

Should be part of your Eikon / Refinitiv Workspace subscription

[Available via WRDS](#)

ESG at funds level is a separate product: see [Refinitiv Lipper Fund ESG Scores](#) (335,000+ funds).

## RepRisk ESG Risk

Focus is on non-listed, private companies.

See their [methodology](#).

- [Available via WRDS](#)
- Also available via Nasdaq Data Link (part of their [ESG Data Hub](#)); see their [academic use license agreement](#)

## S&P Global Sustainable1 and Trucost

(acquired Trucost and RobecoSAM in 2019)

**Sustainable1:** See their [methodology](#) and [data schema](#).

**Trucost:** See their [methodology](#) and [data schema](#).

Department-specific access: via Capital IQ Pro

Campus-wide access: via WRDS > [Trucost and S&P Global ESG Scores](#) (only option)

- **Climate Analytics**
- **ESG Scores**
- **Trucost Environmental**

Disclosure & universe: 33% based on disclosure info, 66% is estimated (especially on private companies)

## Sustainalytics' ESG Risk Ratings

(acquired by Morningstar in 2020)

See their [methodology](#) and [sample report](#).

- Arguably has the best coverage (16,000+ public & private companies)
- Available via WRDS:
  - **Sustainalytics - North America Only:** historical raw scores, weights, and weighted scores.
  - **Sustainalytics ESG Risk Rating:** a measure of unmanaged ESG risk.
- PitchBook (owned by Morningstar) announced a partnership with Sustainalytics in Mar 2022, covering 13,000 global public companies

## Other ESG related sources

### Axiomatic Data

Quantitative data on public and private U.S. companies, extracted and aligned from IRS Form 5500 (ERISA) filings, which cover retirement and welfare benefit plans and can be leveraged as leading indicators of financial health. It allows the ability to compare employee benefit plans across all companies and industries (broad coverage) at an extremely high level of granularity:

**Employee Benefits:** Do companies with better employee benefit plans outperform those with poor employee benefits?

**Red Flags / Credit analysis:** Performance of companies that stop certain employee benefit plans.

- See their [data dictionaries](#)
- Point in time, updated monthly, with 6+ years of historical data
- Ticker-mapped to Russell 3000 universe, harmonized/normalized

### B Corp

- See their [standards](#) and [controversial issues](#).
- Download B Impact Assessment reports from Certified B Corporations using their [B Corp Directory](#).

## Corporate Register ESG Data Packages

Global online directory of corporate responsibility (CR) reports past and present.

See [https://www.corporateregister.com/about/CR\\_Data.pdf](https://www.corporateregister.com/about/CR_Data.pdf)

## CSMAR Corporate Governance (via WRDS)

## Ecolumix

- Info forthcoming

## Equileap

- [Gender Equality Data](#)
  - covers all main developed markets, including the MSCI World, Russell 1000, S&P 500 and STOXX 600 indices = 4,000 companies across 23 countries
  - Their claim: “The largest gender database globally”
  - Also available via Nasdaq Data Link (part of their [ESG Data Hub](#)); see their [academic use license agreement](#)

## OWL ESG

- OWL IQ ESG Data
- OWL ESG Consensus Scores
  - Also available via Nasdaq Data Link (part of their [ESG Data Hub](#)); see their [academic use license agreement](#)
- OWL ESG Fund Ratings

## RavenPack ESG Controversy Ratings

event-based (quantitative) approach to measure exposure to ESG controversies

See their [methodology](#) (April 2022 edition).

## SNL Energy

over 450 power and midstream companies.

## Statista

## Statistics Canada: Environmental, Social and Governance (ESG) Project

- See their [experimental dashboard](#) (released in Mar 2022).

## Sustainable Fitch ESG Ratings

Products:

- ESG Relevance Scores (from Fitch Ratings)
- Climate Vulnerability Scores (from Sustainable Fitch & Fitch Ratings)
- ESG Research (from Sustainable Fitch & Fitch Ratings)
- ESG Learning (from Fitch Learning)

See their [ESG Rating methodology](#) and sample reports ([explainer](#)):

- [Brass No 10](#)
- [BPCE Home Loans FCT 2021 Green UoP](#)
- [Fannie Mae Trust](#)
- [Green STORM 2021](#)
- [Sunnova Helios IX Issuer LLC](#)
- [Tesla Auto Lease Trust 2019-A](#)
- [Tesla Auto Lease Trust 2021-B](#)
- [Green STORM 2018](#)
- [Green STORM 2019](#)
- [Green STORM 2022](#)

Also see their **ESG Encyclopedia**, which provides insights on the credit relevance and materiality of ...:

- [Volume 1](#): all sector-specific environmental credit issues, namely greenhouse heating gas emissions and air quality, energy and fuel management, water, biodiversity and waste, & exposure to environmental impacts.
- [Volume 2](#): sector-focused social credit issues, specifically, issues related to labor, customer/consumer relations, social impact exposure, community relations.

## U.S. Environmental Protection Agency (EPA)

- Info forthcoming

## Frameworks and Standards 101

Source: <https://www.gobyinc.com/esg-solutions/the-esg-reporting-matrix>

- **CDP** (formerly the Carbon Disclosure Project: global environmental disclosure system used by companies disclosing via any or all of the three CDP questionnaires of climate change, forests, and water security.
- **GRESB**: ESG performance of real assets.
- **GRI** (Global Reporting Initiative): first set of sustainability standards
- **SAM CSA** (Corporate Sustainability Assessment): annually evaluates the sustainability practices of companies by asking participants to fill out a questionnaire (part of S&P Global)
- **SASB**: track and communicate sustainability actions most financially-material to your investors, with 77+ industry-specific SASB Standards.
- **TCFD** (Task Force on Climate-related Financial Disclosures): guides companies on disclosing climate-related financial risks.

- **UN PRI** (Principles for Responsible Investment): encourage investors to implement sustainable investment principles

## Indices

- **Dow Jones Sustainability Index (DJSI)**: One of the best-known indices. Based not on public disclosures but on info collected directly by invitation from 3,400 worldwide issuers through a questionnaire called the Corporate Sustainability Assessment (CSA). The DJSI rates top companies annually and is billed as the “gold star for corporate sustainability.”

## News & newsletters

### 3BL CSRwire

major news and updates focused on corporate social responsibility (CSR). See their [reports](#).

### Axios

- [Axios Generate newsletter](#): energy and climate news and analysis that spans policy, science, tech deals, and more. By Ben Geman and Andrew Freedman.

### Barron's

- [Sustainable Investing](#)

### Bloomberg Green

- Energy & Science
- Finance
- Climate Adaptation
- Politics
- Design & Culture
- Methane Menace
- [Data Dash](#)
- [Green Daily newsletter](#): A digest of climate news and insights on the latest in science, environmental impacts, zero-emission tech and green finance. Includes a special Saturday edition.

### Business Insider

- [Insider Sustainability newsletter](#) (presented by Deloitte): The latest on the culture & business of sustainability — delivered weekly to your inbox.

## Caixin Global

- Topics > [ESG & Carbon Goals](#): China is witnessing an exponential growth in carbon reduction effort and interest in ESG and sustainable investments. Caixin will bring you a timely update with insights on what is happening in the world's second-largest economy on climate change, impact investing, green finance and more.
- [Caixin Green Insight](#)
  - [Carbon Backgrounder](#): Everything you need to know about China's decarbonization drive
  - Energy Insider: A weekly round-up of energy sector news
  - [China Green Bulletin newsletter](#): brings information on the ESG practices, energy updates and decarbonization efforts that are driving China's green transition (every Fri)
  - China Green Bulletin Premium newsletter: (every Tue & Fri for paid subscribers)

## Capital IQ Pro

- ESG Insider
- Focus on ESG

## Connecticut Post

- [Energy & Environment](#): Stories about energy, climate change, coastal resilience, pollution, environmental health, land use, and environmental legislation.

## CSRWire

- [Environmental Resources](#): Conserving natural resources, landscapes and wildlife for use by future generations.
- [Sustainability](#): Balancing impacts through responsible business practices, supply chains and energy use.

## The Economist

- [Climate Change](#): Analysis of the science, politics and economics of the climate
- [The Climate Issue newsletter](#) (fortnightly)

## Entrepreneur

- [Green Entrepreneur](#)

## ESG Today

- covers ESG issues for investors. See their [newsletter](#).

## Financial Times

- Markets > [FT Moral Money](#)
- FT Moral Money newsletter
- @FTMoralMoney

## Fortune

- Green Inc. newsletter: On the revolutions in energy, technology, and sustainability. (weekly)

## MIT Tech Review

- [Climate Change](#)

## NYTimes.com

- [Climate and Environment](#): Read the latest news on climate change and environmental regulations.
- Climate Forward (twice weekly) [newsletter](#)

## [Protocol Climate](#)

Covering how technology is being used to tackle climate change — and how the tech industry is reckoning with its own environmental impact.

## SEC (U.S. Securities and Exchange Commission)

- [SEC Response to Climate and ESG Risks and Opportunities](#)

## South China Morning Post

- [Business of climate change](#)

## Tech in Asia

- [Greentech](#): Apart from doing good, there are exciting opportunities in climate tech, which is part of Tech in Asia's editorial coverage.
- [The Offset newsletter](#): Stay on top of the most important news about sustainability and tech startups fighting climate change. Every month, we keep you informed about the latest greentech innovators, cleantech startups, investments, and funds that are making a difference for the future of our planet.

## Wall Street Journal

- WSJ Pro > [Sustainable Business](#)

- Content by Deloitte; The Wall Street Journal news department was not involved in producing this sponsor content.
- WSJ Pro Sustainable Business newsletter: A weekly look at environmental, social and governance issues and strategies for corporate decision makers.

## Washington Post

- [Climate & Environment](#)
- [Climate Solutions](#)
- [The Climate 202 newsletter](#): Your daily guide to climate news and policy, by reporter Maxine Joselow.

## Wired

- [Climate](#)