








Read by Interval

Apply the correct Finger Patterns, and then just put the fingers down depending on how many spaces or lines are between the notes!

Interval	Looks like	Play it
Second 	Space to next line. Line to next space.	Next finger up or down.
Third 	Line to next line. Space to next space.	Two fingers up or down.
Fourth 	Line lands two spaces over. Space lands two lines over.	Three fingers up or down.
Fifth 	Line lands two lines over. Space lands two spaces over.	Open string to 4 th finger 1 to extended 4 th Any finger to same on next string If not perfect fifth, you can use the next finger.
Sixth 	Line lands three spaces over. Space lands three lines over.	Just like a second, but skip one string.
Seventh 	Line lands three lines over. Space lands three spaces over.	Just like a third, but skip one string.
Octave 	Line lands four spaces over. Space lands four lines over.	Just like fourth, but skip one string.

Apply the correct Finger Patterns, and then just put the fingers down depending on how many spaces or lines are between the notes!

Interval Looks like Play it Second

Next finger up or down.

Third

Two fingers up or down.

Fourth

Three fingers up or down.

Fifth

Open string to 4th finger 1 to extended 4

th Any finger to same on next string If not perfect fifth, you can use the next finger. Sixth
Just like a second, but skip one string.

Seventh

Just like a third, but skip one string.

Octave

Space to next line.

Line to next space.

Line to next line.

Space to next space.

Line lands two spaces over.

Space lands two lines over.

Line lands two lines over.

Space lands two spaces over.

Line lands three spaces over.

Space lands three lines over.

Line lands three lines over.

Space lands three spaces over.

Line lands four spaces over.

Space lands four lines over.

Just like fourth, but skip one string.