



Online Learning Log 1st Grade

[On Demand Video Links](#)

[Schedule with Zoom links](#)

[Altoona and Centennial Online Schedule](#) ****note the new 8:30 am start time****

[Clay and Mitchellville Online Schedule](#) ****note the new 8:30 am start time****

[Willowbrook and Four Mile Online Schedule](#)

[Delaware and Runnells Online Schedule](#)

Week of: January 4, 2020

<i>Learning Targets</i>	<i>Tasks/Assessments</i>	<i>Success Criteria</i>
Phonics: Standard: RF.1.2 Demonstrate understanding of spoken words, syllables, and sounds (phonemes). RF.1.3 Know and apply grade-level phonics and word analysis skills in decoding words.	<ul style="list-style-type: none"> Students will learn the syllable pattern vowel <i>consonant e</i> (o_e, u_e, e_e). Students will show the learning by reading and writing words with the "vowel consonant e" pattern. Students will learn to decode two syllable words. Students will show my learning by decoding two syllable words. Students will learn how to read undecodable words. (red words/sight words) Students will show the learning by 	I can... <ul style="list-style-type: none"> Decode words with the syllable pattern vowel consonant e

	spelling and reading undecodable words. (red words/sight words)	
<p>Reading/Writing</p> <p>SL.1.1a - Follow agreed upon rules for discussions</p> <p>RF.1.3b - Decode regularly spelled one-syllable words.</p> <p>RF.1.3g - Recognize and read grade-appropriate irregularly spelled words.</p> <p>RI.1.2 - Identify the main topic and retell key details of a text.</p>	•	<p>I can...</p> <ul style="list-style-type: none"> • Write the main topic and retell key details of a text.
<p>Math:</p> <p>Standard 1.OA.C.6: Add and subtract within 20, demonstrating fluency for addition and subtraction within 10.</p> <p>Standard 1.OA.A.1: (Weekly on Wednesdays) Use addition and subtraction within 20 to solve word problems involving situations of adding to, taking from, putting together, taking apart, and comparing, with unknowns in all positions, e.g., by using objects, drawings, and equations with a symbol for the unknown number to represent the problem.</p>	<ul style="list-style-type: none"> • Students can solve addition and subtraction math problems fluently and accurately. • Students will solve addition and subtraction story problems using different strategies. 	<ul style="list-style-type: none"> • I can use strategies to solve basic math problems quickly and accurately. • I can practice solving basic math by completing timed tests. • I can use my strategies to help solve story problems. <ul style="list-style-type: none"> ○ Picture ○ Dot strategy ○ Fingers ○ Think number ○ Number line ○ Related facts ○ Part-Part-Whole

Phonics with Mrs. Bernstein

Monday 1/4/21	Tuesday 1/5/21	Thursday 1/7/21	Friday 1/8/21
<p><u>Attend:</u> Phonic with Mrs. Bernstein</p> <p><u>I need:</u></p> <ul style="list-style-type: none"> • Vowel cards • Paper or white board 	<p><u>Attend:</u> Phonic with Mrs. Bernstein</p> <p><u>I need:</u></p> <ul style="list-style-type: none"> • Paper • Scissors 	<p><u>Attend:</u> Phonic with Mrs. Bernstein</p> <p><u>I need:</u></p> <ul style="list-style-type: none"> • Vowel cards • Paper or white board 	<p><u>Attend:</u> Phonic with Mrs. Bernstein</p> <p><u>I need:</u></p> <ul style="list-style-type: none"> • Paper • Scissors

<ul style="list-style-type: none"> • White board marker • <u>Wonders Your Turn Practice Book</u> • Handwriting book <p><u>On Demand Video:</u></p> <ul style="list-style-type: none"> • Video: Lesson: 1/4/21 • Video: Handwriting letter E • Google Slides Lessons <p><u>Discuss:</u></p> <ul style="list-style-type: none"> • Students will learn the syllable pattern vowel <i>consonant e</i> (o_e, u_e, e_e). <p><u>Complete:</u></p> <ol style="list-style-type: none"> 1. Heggerty: Phonemic Awareness video 2. Your Turn Practice Book p. 131 3. Handwriting letter F <ol style="list-style-type: none"> a. 5 capital letters b. 5 lower case letter c. Write a sentence 	<ul style="list-style-type: none"> • Pencil <p><u>On Demand Video:</u></p> <ul style="list-style-type: none"> • Video: Lesson 1/5/21 • Google Slides Lessons <p><u>Discuss:</u></p> <ul style="list-style-type: none"> • Red Words: here & girl <p><u>Complete:</u></p> <ol style="list-style-type: none"> 1. Heggerty: Phonemic Awareness Video 2. Your Turn Practice Book p. 132 3. Practice Reading: Sight Word Lists: Goal: 50 sight words in 1 minute 4. Lexia Core: 20 minutes 	<ul style="list-style-type: none"> • White board marker • <u>Wonders Your Turn Practice Book</u> • Handwriting book <p><u>On Demand Video:</u></p> <ul style="list-style-type: none"> • Video: Lesson 1/7/21 • Video: Reading Fluency: "Jim" • Google Slides Lessons <p><u>Discuss:</u></p> <ul style="list-style-type: none"> • Students will learn the syllable pattern vowel <i>consonant e</i> (o_e, u_e, e_e). <p><u>Complete:</u></p> <ol style="list-style-type: none"> 1. Heggerty: Phonemic Awareness Video 2. Complete: Word Dictation 3. Your Turn Practice Book p. 138 4. Reading Fluency Packet: "Jim" <ol style="list-style-type: none"> a. Watch video b. Practice Reading Story 3 times c. Retell Story: Beginning, Middle & End d. Reading Fluency Goal: winter 37 words per minute 5. Lexia Core: 20 minutes 	<ul style="list-style-type: none"> • pencil <p><u>On Demand Video:</u></p> <ul style="list-style-type: none"> • Video: Lesson 1/8/21 • Google Slides Lessons <p><u>Discuss:</u></p> <ul style="list-style-type: none"> • Review red words <p><u>Complete:</u></p> <ol style="list-style-type: none"> 1. Heggerty: Phonemic Awareness Video 2. Your Turn Practice Book p. 133 3. Practice Reading: Sight Word Lists: Goal: 50 sight words in 1 minute
---	---	---	--

Reading/Writing with Ms. Gilchrist

Monday 12/7/20	Tuesday 12/8/20	Thursday 12/10/20	Friday 12/11/20
<p>Attend: Reading and Writing with Ms. Gilchrist</p> <p>I need:</p> <ul style="list-style-type: none"> • notebook • pencil • charged Chromebook • Reading/Writing Workshop book <p>On Demand Video: Lesson</p> <p>Discuss:</p> <ul style="list-style-type: none"> - Long i - Sight words (pg 30, 31) - Understanding play genre - Present tense verbs <p>Turn in:</p> <ul style="list-style-type: none"> - 6 sentences with sight words - Practice reading Time to Plant! - Read with a grown up for 20 	<p>Attend: Reading and Writing with Ms. Gilchrist</p> <p>I need:</p> <ul style="list-style-type: none"> • notebook • pencil • charged Chromebook <p>On Demand Video: Lesson</p> <p>Discuss:</p> <ul style="list-style-type: none"> - Describe characters, settings, and major events in a story - Identify who is telling the story at various points in a text. - Write narratives to explain two or more sequenced events. - Present tense verbs <p>Turn in:</p> <ul style="list-style-type: none"> - Sequence Time to Plant! 	<p>Attend: Reading and Writing with Ms. Gilchrist</p> <p>I need:</p> <ul style="list-style-type: none"> • notebook • pencil • charged Chromebook • Literature Anthology <p>On Demand Video: Lesson</p> <p>Discuss:</p> <ul style="list-style-type: none"> - Read “The Big Yuca Plant” (Literature Anthology) <p>Turn in:</p> <ul style="list-style-type: none"> - In Google Classroom - Plot sequence for “The Big Yuca Plant” and a drawing of how you have helped someone in your family 	<p>Attend: Reading and Writing with Ms. Gilchrist</p> <p>I need:</p> <ul style="list-style-type: none"> • notebook • pencil • charged Chromebook • Literature Anthology <p>On Demand Video: Lesson</p> <p>Discuss:</p> <ul style="list-style-type: none"> - Read “The Big Yuca Plant” (Literature Anthology) <p>Turn in:</p> <ul style="list-style-type: none"> - Write about how might Rat respond to everyone thanking him? Write more lines at the end of this play for Rat.

minutes	<ul style="list-style-type: none"> - Writing activity (classroom) - Present tense verb sentences 		
---------	--	--	--

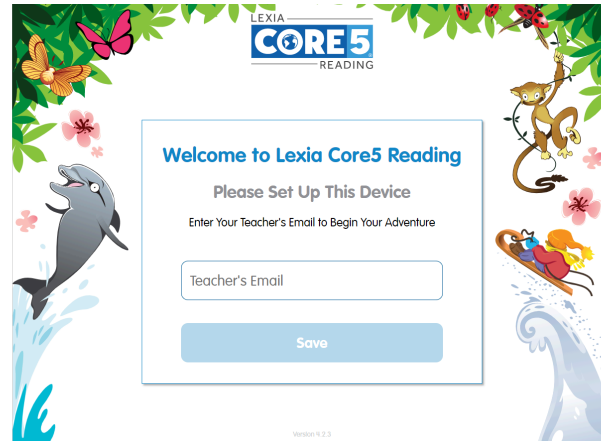
Math with Mrs. Kenney

<i>Monday 1/4/21</i>	<i>Tuesday 1/5/21</i>	<i>Thursday 1/7/21</i>	<i>Friday 1/8/21</i>
<p>Attend: Math with Mrs. Kenney</p> <p>I need:</p> <ul style="list-style-type: none"> • Pencil • Green Addition Timed Test booklet <p>On Demand Video:</p> <ul style="list-style-type: none"> • January 4, 2021 <p>Discuss:</p> <ul style="list-style-type: none"> • Addition fact fluency timed test <p>Turn in:</p> <ul style="list-style-type: none"> • ON DEMAND ONLY: Please take a video of your student solving the second page of the timed test booklet. It 	<p>Attend: Math with Mrs. Kenney</p> <p>I need:</p> <ul style="list-style-type: none"> • Pencil • Blue Subtraction Timed Test booklet <p>On Demand Video:</p> <ul style="list-style-type: none"> • January 5, 2021 • NOTE: This is the same video from Monday, as I went ahead and gave directions for the subtraction timed test in there as well! <p>Discuss:</p> <ul style="list-style-type: none"> • Subtraction fact fluency timed test <p>Turn in:</p>	<p>Attend: Math with Mrs. Kenney</p> <p>I need:</p> <ul style="list-style-type: none"> • Math notebook or white board <p>On Demand Video:</p> <ul style="list-style-type: none"> • January 7, 2021 <p>Discuss:</p> <ul style="list-style-type: none"> • Adding and Subtracting 0 <p>Turn in:</p> <ul style="list-style-type: none"> • Practice adding and subtracting 0 with the link provided in classroom. • Mark as done when complete. • You may use this link more 	<p>Attend: Math with Mrs. Kenney</p> <p>I need:</p> <ul style="list-style-type: none"> • Math notebook or white board <p>On Demand Video:</p> <ul style="list-style-type: none"> • January 8, 2021 <p>Discuss:</p> <ul style="list-style-type: none"> • Adding and Subtracting 1 <p>Turn in:</p> <ul style="list-style-type: none"> • Fact Ninja BOOM cards: Adding 0 and 1 • Fact Ninja BOOM cards: Subtracting 0 and 1 • Practice adding and subtracting 1 with the link

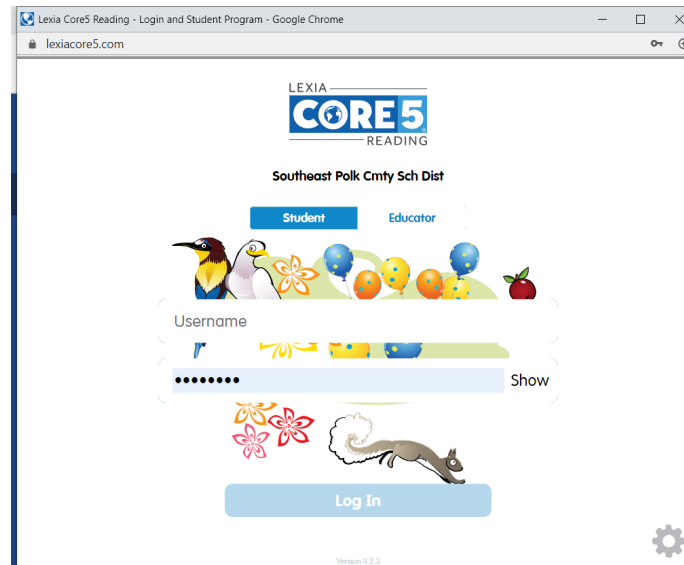
<p>should be "Form B"</p> <ul style="list-style-type: none"> • Set timer for 3 min. Do not help your child! • Correct the page and write the correct number at the top of the page out of how many were attempted. (ex: 12/15) • Take a picture of the work and send me the picture and the video! 	<ul style="list-style-type: none"> • ON DEMAND ONLY: Please take a video of your student solving the second page of the timed test booklet. It should be "Form B" • Set timer for 3 min. Do not help your child! • Correct the page and write the correct number at the top of the page out of how many were attempted. (ex: 12/15) • Take a picture of the work and send me the picture and the video! 	<p>than one time.</p>	<p>provided in classroom.</p> <ul style="list-style-type: none"> • Mark as done when completed. • You may use this link more than one time.
--	---	-----------------------	---

Wednesday Learning (1/6/21) (click the links in the column on the right to access the links)

1. Heggerty: Phonemic Awareness Video	https://heggerty.wistia.com/medias/jh4a4jh09h
2. Lexia Core (Required) Lexia Core 5 (link to website - You will want to bookmark this website. Your child will use this website often and can play games at anytime for extra practice.)	<ul style="list-style-type: none"> • Steps to get started 1. Click on website link: Lexia Core 5 2. Enter my email on registration page: kerrie.bernstein@southeastpolk.org (see picture below)




3. Enter student username & password (see picture below)
 - a. Username: student 5 digit student number
 - b. password : sepram first initial last initial
 - c. Example student: Cooper Bernstein
 - i. Username: 33917
 - ii. Password: sepramcb



Very Important:

	<ul style="list-style-type: none"> • Many students used Lexia Core in kindergarten and will be ready to start. • Some students did NOT use Lexia Core last year. These students will be prompted to take a placement test. It will be very important that you <u>do not</u> help your child during the placement test. Once the placement test is completed students will work on the skills that match their needs. Placement test will take about 15 minutes. • Once your child is ready to play the games it will be very important not to do the work for them. Teaching and support is alright, but the program is designed to work at the student level and reteach needed skills. • I will be tracking student progress, completed units and the number of minutes student spend working. • I would suggest students spend 15 to 20 minutes working on Lexia Core each day.
Boom Cards (required)	<p>Practice this week's sight words from our reading!</p> <p>Sign in with the student's full email address and Chromebook password</p> <ul style="list-style-type: none"> - USERNAME -- 00000@student.southeastpolk.org - PASSWORD -- sepramcb
Your Turn pg. 115-117 (required)	Read "A Gift for Mom" in Your Turn practice book and complete page 117.
Math: (required)	<ol style="list-style-type: none"> 1. Complete January 6, 2021 Slides (Shared in Google Classroom) 2. Fact Ninja BOOM cards: 3 facts for addition 3. Fact Ninja BOOM cards: 3 facts for subtraction
Virtual Library	There Was An Old Lady Library Snowman Library Elf Library Fall Library Kindness Library Fancy Nancy Library Fly Guy Library Pete The Cat Library Charlotte's Web
Guidance Lesson	<p>1.6.21 Guidance - Problem Solving Unit - Picking the Best Solution</p> <p>Learning Target: You will understand that when you solve a problem, it is important to pick a solution that makes both people happy. You will show you understand by telling a grown-up a fair solution to a problem.</p>

	<p>Directions: Watch all three videos. Then tell your grown-up your answer to the question at the end of Video #3. If you want, your grown-up can help you record the answer on the form.</p> <p>Video #1 Video #2 Video #3 Assignment Form (one question - optional)</p> <p>--</p> <p>Amy Anderson PK-12 At-Risk Coordinator (she/her/hers)</p>  <p>Southeast Polk Community School District Teaching and Learning Resource Center 6540 NE 12th Ave Pleasant Hill, IA 50327</p> <p>515-957-3444 Ext. 1016</p>
Music	https://musicplayonline.com/modules/grade-1-lesson-16-peter-and-the-wolf-1/