







# Yorbta Teacher Appreciation Week

May 3-7, 2021

Help us show your appreciation of your child's teacher in any way you wish this week. Take a look at the suggestions below for some fun inspiration.

You can also send your child's teacher an e-card, e-mail or post a message of thanks on SeeSaw or Google Classroom. This week is the perfect week to share your thanks to your child's teacher!! Thank you!!

## TEACHER APPRECIATION WEEK IDEAS!

<b>Mon. May 3rd</b>	<b><i>Ready, Set, Action!</i></b>		Send a video message to your teacher and share how much you appreciate him/her.
<b>Tues. May 4th</b>	<b>We Are Writers!</b>		Write a note to your teacher and send it through email, Twitter, Seesaw, or Google classroom.
<b>Wed May 5th</b>	<b>Creativity Day</b>		Make something for your teacher...legos, playdough, painted rock. You can also sing a song, read a poem, or draw a picture.
<b>Thurs May 6th</b>	Flowers for the Teacher Day		Send a virtual flower to your teacher. It can be a flower photo, drawing, or a flower you made out of items at home.
<b>Fri. May 7th</b>	Favorite Teacher Memory Day		Write or draw about a favorite memory you have about your teacher from this year.

All items can be shared with teachers on SeeSaw, Google Classroom, email or anyway you can. Thanks for remembering your teacher!!!