





**GRADES 1 to 12  
DAILY LESSON LOG**

<b>School:</b>	Visit <a href="http://DepEdResources.com">DepEdResources.com</a> for More	<b>Grade Level:</b>	6
<b>Name of Teacher</b>		<b>Learning Area:</b>	MAPEH
<b>Teaching Dates and Time:</b>	OCTOBER 14 - 18, 2024 (WEEK 3)	<b>Quarter:</b>	Second

	MONDAY (MUSIC)	TUESDAY( ARTS)	WEDNESDAY( PE)	THURSDAY( HEALTH)	FRIDAY
<b>I. OBJECTIVES</b>					
<b>A. Content Standards</b>	<b>Demonstrates the concept of melody by using intervals in major scales and in the minor scales</b>	Demonstrates understanding of shapes, space, colors, and the principles of emphasis, harmony and contrast in digital painting and <b>poster design using new technologies</b>	Demonstrates understanding of participation in and assessment of physical activities and physical fitness	<b>Understands the importance of keeping the school and community environments healthy.</b>	
<b>B. Performance Standards</b>	<b>Applies learned concepts of melody and other elements to composition and performance</b>	Applies concepts on the use of software in creating digital paintings and graphic designs.	<b>Participates and assesses performance in physical activities. assesses physical fitness</b>	<b>Demonstrates practices for building and maintaining healthy school and community environments</b>	
<b>C. Learning Competencies / Objectives</b> Write the LC code for each	Sings or plays instruments in solo or with group, melodies/songs in C Major, G Major, and F Major MU6ME-IIa-3	Creates a digital painting similar with the Masters' (e.g., Van Gogh, Amorsolo, etc.) in terms of style, theme, etc  A6PR-IIc	<b>observe safety precautions</b> PE6GS-IIb-h-3	Explains the effect of living in a healthful school and community <b>(H6CMH-IIb-2)</b>	Pre-assessment Test/ Diagnostic Test Files
<b>I. CONTENT</b>	Understanding Melody	Creates a digital painting similar with the Masters' (e.g., Van Gogh, Amorsolo, etc.) in terms of style, theme, etc.	<b>Hawk and Chicken Game</b>	DESCRIBING HEALTHY SCHOOL AND COMMUNITY ENVIRONMENTS	<b>SUMMATIVE TEST</b>
<b>II. LEARNING RESOURCES</b>					
<b>A. References</b>	<b>K to 12 MELC</b>				
1. Teacher's Guide pages	<b>MODULE 3, ADM</b>	<b>MODULE 3, ADM</b>	<b>MODULE 3, PIVOT4A</b>	<b>MODULE 3, PIVOT4A</b>	
2. Learner's Materials pages					

3. Textbook pages					
4. Additional Materials from Learning Resource (LR)portal	Real piano, sheet notes	<b>PICTURE, COMPUTER</b>	P.E UNIFORM		
B. Other Learning Resources					
<b>III. PROCEDURES</b>					
A. Reviewing previous lesson or presenting the new lesson	Recall past lesson about the major scale.	What is a computer?	Recall past lesson.	Recall past lesson.	Recall past lesson.
B. Establishing a purpose for the lesson	<p>Look at the picture.</p>  <p>What is the name of this instrument?</p> <p>Do you know how play it?</p>	<p>Hello dear learners! How would you like to learn a new lesson today? Well then, I will give you a hint by completing this line, “A picture_____ a thousand words.” You got it right! If a picture paints a thousand words then why not try to believe the power of your hands to create something spectacular? Free your mind and discover how far you can go with your imagination.</p>	 <p>Look at the Picture. What is it in the picture?</p>	<p>How can you describe a healthy school and community environment?</p> <p>A school and community environment is healthy if there are warm atmosphere, healthy interpersonal relations, free from abuse and discrimination and is able to provide health needs and services to each members.</p>	
C. Presenting examples/ instances of the new lesson	<p><b>Melody in music refers to the succession of tones in a song. It is the horizontal part of a musical composition that indicates the movement of tones in the scale.</b></p>	<p>Directions: Look at the pictures below. Put a check I (√) in the column according to your preference.</p>	<p>Are you familiar with the game in the picture?</p> <p>What is the name called?</p> <p>Have you tried playing this game?</p> <p>Why do you think the hawk always chases the chick or the hen? Do they</p>	<p>Express your idea about the statement below.</p> <div data-bbox="1729 1192 2078 1312" style="border: 1px solid black; padding: 5px; margin: 10px auto; width: fit-content;"> <p>“For a community to be whole and healthy, it must be based on people’s love and concern for each other”.</p> </div>	



**Traditional Art**  
by Erica Noel Ann Mojello



**Digital Art**

	YES	NO
1. Do you see the difference between traditional and digital art?		
2. Is digital art more vibrant than traditional art?		
3. Do you find work done through computer and not with real brushes remarkable?		
4. Do you like traditional art better than digital art?		
5. If you were to create an art, would you choose digital art than traditional one?		

have some unfinished business with each other or they are just mad with one another?

**D. Discussing new concepts and practicing new skills #1**

The songs listed below are examples of songs/ melodies in C major, G major and F major. Write the title of the songs which are familiar to you. Do this on your notebook.

1. Lavander's Blue
2. Happy Birthday
3. Bahay Kubo
4. Ang Guryon
5. Pamulinawen

Digital painting is an evolving art form in which conventional painting techniques such as oils, acrylic paints, water color, etc. are applied through means of a screen, mobile , tablet and stylus, and software using digital tools. Traditional painting is called painting with a physical medium and varies from a more modern style like digital. Digital artist uses painting techniques in creating digital painting directly on the computer.

The game Hawk and Chicken is also a game that helps to develop your agility and flexibility skills. Muscle strength and endurance are also used here. This game is also called 'Touch the Dragon's Tail', 'Touch My Tail' and more. To play it, you have to be smart and agile to grab the handkerchief. Chicks need protection just like a player. The Chicken aims to keep her chicks from the hawk's hands.

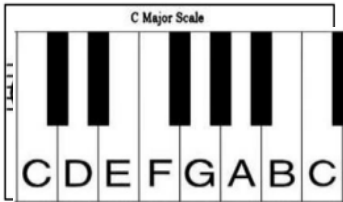

Characteristics of a Healthy Community  
The World Health Organization (WHO) believes that a healthy community should be based on the concept. "Health is more than the absence of disease". This means that the physical and psychosocial environment, as well as the personal health practices of individuals living in the community affect the overall health of the community. The following are specific characteristics of a healthy community:  
1. clean, safe and secure

	<p>6. Santa Clara</p> <p>7. Pilipinas Kong Mahal</p> <p>8. Manang Biday</p> <p>9. Paru-Parong Bukid</p> <p>10. Atin Cu Pung Singsing</p>	<p>Unlike Van Gogh, Villegas, a Filipino digital concept artist uses the computer as a means to express himself artistically. In digital painting, we need to use any digital art software or an application like ibisPaint for android phones and tablet and other devices.</p> <p>.</p> <p>What is ibisPaint?</p> <p>ibisPaint is a social drawing application that can help you create an artwork with endless possibilities. It includes a wide range of features that are somewhat similar to the tools you can find in basic design programs like Adobe Photoshop. IbisPaint can be downloaded freely via android phones, tablets and other devices. The app's features are easy-to-use, allowing you to convey your creativity precisely.</p> <p>Advantages of Digital Painting:</p> <ul style="list-style-type: none"> <li>• Errors in digital painting can be corrected quickly.</li> <li>• No messy work environment.</li> <li>• The colors do not fade, and the brushes used are free from damage.</li> <li>• The artwork is possible to save, filed, and quickly retrieved.</li> </ul>		<ol style="list-style-type: none"> <li>2. has access to basic needs (food, water, clothing, and shelter)</li> <li>3. peaceful and orderly</li> <li>4. has members who are physically, mentally and emotionally healthy</li> <li>5. involves members in community programs, projects, and activities</li> <li>6. prompt and timely in handling local community and environmental health issues, concerns and trends</li> <li>7. respects the rights and privileges of all members</li> <li>8. promotes healthy intrapersonal and interpersonal relationships among all members</li> <li>9. free from abuse and discriminations</li> <li>10. has open communications, interactions, and interconnectedness</li> <li>11. has accessible and affordable health services and facilities</li> <li>12. preserves and celebrates cultural and historical heritage</li> <li>13. has advanced and productive economy</li> <li>14. promotes sustainability of natural resources</li> <li>15. has well- developed public infrastructure</li> </ol>	
--	--	--	--	--	--

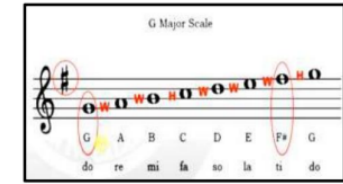
		<ul style="list-style-type: none"> <li>• The artwork can be transferred or printed to any medium.</li> <li>• The artwork can easily be forwarded or sent to anyone who might be interested via e-mail.</li> </ul>			
--	--	---	--	--	--

**E. Discussing new concepts and practicing new skills#2**

**A. C major scale-** The C Major Scale is the first scale that we all learn on the piano. There are no sharps or flats in the C scale - every note is natural.





**B. G major scale-** This scale is based on G. Its key signature has one sharp F#. This means that when reading music, every time you see an F, it must be sharped. Instead of F, you play F#.



Since we will be painting using digital similar with the Masters' like Van Gogh and David Villegas, let us take a look at some of their artworks.

**Vincent Van Gogh's Traditional Artworks**



Vincent Van Gogh

Read and analyze the rules to follow when playing. Afterwards, try playing the game with your siblings or playmates.

This is an outdoor collective game. The more the players, the more fun you will have.

- ☞ First, the HEN and the HAWK will be chosen and the rest line up as CHICKEN.
- ☞ CHICKENS will hold the clothes of the person in front of him with both hands, thus composing a chain, following their "mother"---the HEN.
- ☞ The HAWK will stand before the line and face directly to the HEN.

The HAWK will try every possible means to capture CHICKENS, and the HEN's responsibility is to stretch out her "wings" and protect her children.


- ☞ When the HEN moves to block the HAWK, all CHICKENS should also move in the same direction so as to avoid the HAWK's attack.

Moreover, they

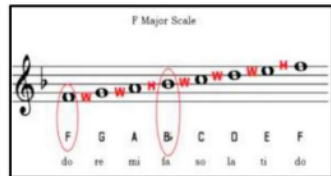
Read and answer the following questions on your answer sheet.

1. What are the impacts of living in a healthy school and community?
2. Are things observable in your school and community environment?
3. How could people secure a healthy school and community?

--



C. F major scale- There is one flat in this scale. It's B flat. Like any other major scale, the F major scale has a total of seven notes plus the F note repeats in a higher octave.



Example of songs in a given scale.

A. Bahay Kubo in C major scale



Starry Night



Four Sunflowers Gone to Seed

**David Villegas Digital Artworks**



Gnosis Environment  
by David Villegas

should never loose hold of each other's clothes, otherwise, the chain will be broken and they will be easily caught by the HAWK.

☞ If any CHICKEN is that unfortunate, he will become the new HAWK and the HAWK will be a new CHICKEN in the next round. Usually catching the last CHICKEN at the end of the line is the most difficult.



**Bahay Kubo** *Awiting Bayan*

**B. III-III Tulog Anay in G major Scale**

G Major Scale


III-III Tulog Anay

**C. Ang Guryon in F Major Scale**

Sing on the tune of "Twinkle, Twinkle Little Star"

**Ang Guryon**

TRIN: E.P. Academia *Awiting Bayan*



Wind by Toast  
by David Villegas




David Villegas  
Known as Deiv Calviz

**F. Developing mastery (Leads to Formative Assessment 3)**

Directions: Let's play melodies/songs on the piano keyboard by pressing the letter names.



Directions: Answer the following questions below. Read the Rubrics as your guide.

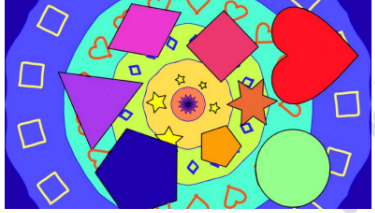




1. What can you say about the picture?

Listed below are the skills that you are going to develop after learning about the game. Search and encircle them in the word puzzle. Do this in your answer sheet.

Write YES if the statement describes healthy school and community environment and NO if not. Do this on your answer sheet. A healthy school and community.....

- \_\_\_\_\_ a. have clean and safe environment.
- \_\_\_\_\_ b. are safe from illnesses caused by dirty environment.

	<p><b>Twinkle, Twinkle Little Star</b> ★</p> <p>G G D D E E D Twin - kle, twin - kle, lit - tle star. C C B B A A G How I won - der what you are D D C C B B A Up a - bove the world so high D D C C B B A Like a dia - mond in the sky G G D D E E D Twin - kle, twin - kle, lit - tle star. C C B B A A G How I won - der what you are.</p>	<p>2. What is the message being described by the picture? 3. Given the chance, what improvements can you make on the picture to make it more effective in delivering its intended message?</p>	<p><b>Loop a word</b></p> <p>R Z B I J X D L E T C D T Z X U G F D H Z U S T M P A G I L I T Y T B V M U S C U L A R J K N W F E N D U R A N C E V B F V Y O N D J W O W Q Q K A T S T R E N G T H O M F L E X I B I L I T Y V F U P I H I M W P E O F Q S X D A X L G Y D D</p> <p>AGILITY ENDURANCE FLEXIBILITY MUSCULAR STRENGTH</p>	<p>_____c. have pupils who are free from harm and injuries. _____d. protect the health of the people by providing health services. _____e. do not meet everyone's basic needs.</p>	
<p><b>G. Finding practical applications of concepts and skills in daily living</b></p>	<p>What is your favorite song that you've played in piano?</p>	<p>Below is an activity that you will do to help you learn more about digital painting. In this activity, you are to make a simple abstract design using shape tools and color palette on ibisPaint. Give it an interesting title too.</p> <p>Here is an example of an abstract design using shapes and colors.</p>  <p>BEAUTY IN DIVERSITY</p>	<p>In what ways do you think we can develop the following skills?</p>	<p>Read the following statements. Write YES if the description applies to your community and NO if not. Do this on your answer sheet. My community..... _____1. has officials and members who implement program and policies. _____2. is clean and free from health hazards and waste materials. _____3. has accessible clean and safe water resources. _____4. has proper and well-maintained drainage and sewage system. _____5. has programs and projects to reduce or eliminate pests. _____6. has accessible healthcare facilities. _____7. has members who respect fellow residents. _____8. is free from stay dogs and cats.</p>	
<p><b>H. Making generalizations and</b></p>	<p>In playing melodies/songs in C</p>	<ul style="list-style-type: none"> <li>As technology advances, painting becomes simpler for an artist to expand</li> </ul>	<p>Different risky situations could happen while playing different games.</p>		

<p><b>abstractions about the lesson</b></p>	<p>Major, F Major, and G Major, just press the given letter names in the keyboard as your guide. Use your right finger. (Note: if keyboard is not available, simply use and press the keyboard below. You can also install or download Piano Apps in your cellular phone if you have.)</p>	<p>his creativity when working without a messy atmosphere.</p>	<p>A set of guidelines for personal safety should be observed to prevent injuries.</p>		
<p><b>I. Evaluating learning</b></p>	<p>Directions: Play the song below and observe the given rubrics.</p>  <p><b>Baa Baa Black Sheep</b></p> <p>I. Baa, baa, black sheep.  C C G G  Have you any wool?  A A A A G  Yes sir, yes sir,  F F E E  Three bags full.  D D C</p> <p>II. One for the master,  G G G F F  One for the dame,  E E E D</p>	<p><b>DIGI-GET MY FEELINGS</b></p> <p>Materials: android phone or digital camera, laptop or any personal computer.  Procedures:  Technology today gives you the means outside the alphabet to experiment. Try to figure out how far with your hand you can go with your imagination, doing all or any of the following things with your device. As your reference, read the conditions for the Rubrics.  1. Look for some subjects you feel to shoot using the camera on your android phone or digital camera.  2. Copy and paste your source images three times.  3. To manipulate and render each image distinct from each other, use a computer or laptop and software. For instance: changing the original colors  4. Adjust the color to orange for the first image, yellow for the second image, and black</p>	<p>Write YES if the item is a safety precaution in the game “Hawk and Chicken” otherwise write NO. Write your answers in your answer sheet.</p> <p>_____ 1. Warm up before playing to avoid sprains. Control your body and body parts always.</p> <p>_____ 2. Hit your opponents hard so they would easily notice you.</p> <p>_____ 3. Watch where your opponents are going. Be aware of your surroundings.</p> <p>_____ 4. Identify and move into open space before playing.</p> <p>_____ 5. Always observe your personal space while playing.</p> <p>_____ 6. Be aggressive while playing. This is a must to win the game.</p>	<p>List down the effects of having a healthy school environment inside each shape to complete the graphic organizer. Accomplish this task on your answer sheet.</p> 	

And one for the little boy  
**C G G G F F F**  
 Who lives down the lane  
**F E E E D**

III. Baa, baa, black sheep  
**C C G G**  
 Have you any wool?  
**A A A A G**  
 Yes sir, yes sir.  
**F F E E**  
 Three bags full.  
**D D C**

RUBRICS					
Criteria	Excellent (10)	Very Good (8)	Good (6)	Fair (4)	Needs Improvement (2)
Performance	Can play the given song in the keyboard with exact melody	Can frequently play the given song in the keyboard with exact melody	Can sometimes play the given song in the keyboard with exact melody	Can rarely play the given song in the keyboard with exact melody	Cannot play the given song in the keyboard with exact melody

and white for the third image.  
 (You are free to choose the color of your choice.)  
 5. Arrange them in a series of your choice.

Criteria	Advanced (5)	Proficient (4)	Approaching Proficiency (3)	Developing (2)	Beginning (1)
Design	Design elements (lines, shapes, color and texture) and principles (emphasis or contrast) are applied with mastery level.	Design elements (lines, shapes, color and texture) and principles (emphasis or contrast) are applied with near skill.	Design elements (lines, shapes, color and texture) and principles (emphasis or contrast) are applied with fair skill.	Design elements (lines, shapes, color and texture) and principles (emphasis or contrast) are applied but had some difficulty.	Design elements (lines, shapes, color and texture) and principles (emphasis or contrast) are barely applied in the drawing.
Creativity	Can demonstrate excellent attention to detail in organizing details and combining innovative designs, the ideas/materials/methods are almost highly evident.	Can demonstrate great attention to detail in arranging specifics and integrating innovative designs, the ideas/materials/techniques are almost mastered.	Good attention to detail can be seen. Throughout the project, creative touches are dispersed. There are equally arranged designs, innovative designs.	Some sections of the sketches display signs of creativity and may illustrate the ability to organize imaginative designs and details in minutes.	The drawing barely displays ingenuity. Little attention can be paid to organizing imaginative designs and details.
Originality	It is highly noticeable by demonstrate originality in his/her drawing through visual and communicative meaning.	Originality is almost evident in his/her drawing through visual and communicative meaning.	Originality can be seen in his/her drawing through visual and communicative meaning.	Can show originality in its drawing equally but can imagine innovative design.	His or her drawing hardly displays originality.

\_\_\_\_\_7. Tag your opponents by using a soft tap. Avoid pushing or hitting

while playing the game.

\_\_\_\_\_8. Know the rules of the game.

\_\_\_\_\_9. Get mad when you lost the game. This will help you cool down.

\_\_\_\_\_10. Report immediately if there is someone hurt.

**J. Additional activities for application or remediation**

Directions: Try playing the song entitled "Old MacDonald Had a Farm" by pressing the keys following the given letter names written below.



*Old MacDonald had a Farm*

**C C C G A A G**  
 Old Mac Do - nald had a farm

**E E D D C**  
 E - I - E - I - O,

**G C C C G A A G**  
 And on his farm he had some tricks

**E E D D C**  
 E - I - E - I - O,

**G G C C C**  
 With a chick, chick here,

**G G C C C**  
 And a chick, chick there,

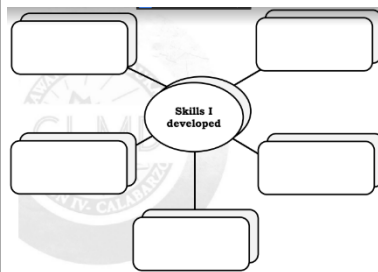
**C C C C C C**  
 Here a chick, there a chick

**C C C C C C**  
 Eve - ry - where a chick, chick,

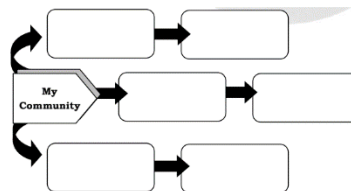
**C C C G A A G**  
 Old Mac Do - nald had a farm

**E E D D C**  
 E - I - E - I - O.

Complete the graphic organizer below in your answer sheet. Complete it by writing inside each box the different skills you have developed for playing Hawk and Chicken Game.



Complete the graphic organizer below by writing inside each shape some of the characteristics your own community possesses. Do this on your answer sheet.



	<p>Directions: Answer the following questions and write the answer in your Music notebook.</p> <ul style="list-style-type: none"> <li>&gt; How did you play the song?</li> <li>&gt; How do you feel while playing the song?</li> </ul>				
<b>IV. REMARKS</b>					
<b>V. REFLECTION</b>					
A. No. of learners who earned 80% on the formative assessment					
B. No. of learners who require additional activities for remediation.					
C. Did the remedial lessons work? No. of learners who have caught up with the lesson.					
D. No. of learners who continue to require remediation					
E. Which of my teaching strategies worked well? Why did these work?					
F. What difficulties did I encounter which my principal or supervisor can help me solve?					
G. What innovation or localized materials did I use/discover which I wish to share with other teachers?					

