

Hey there,

It's Abhi here...

I've been dabbling with paid search ads and wasn't getting any good results really.

Out of frustration, I enrolled into a program that promised me sales if I follow their method and be in profits!

Well, I watched their training and saw their student results. Probably one of the best decision I made recently!

I've watched their training and set everything up in like few hours - I guess you could say couple of days since there was a lot of distraction I had to give time to.

Anyways, researched some products, made my landing page, created the campaign and in a few days, this is my result:



WEEKLY SALES SNAPSHOT

Week Ending	Gross Sales
2022-11-29 (current week)	\$338.86
2022-11-22	\$0.00
2022-11-15	\$0.00
2022-11-08	\$0.00
2022-11-01	\$0.00

\$338.86 in 3 days!

What did I spend though?

DAILY SALES SNAPSHOT

Date	Gross	Trend
Fri Nov25	\$146.51	
Thu Nov24	\$0.00	
Wed Nov23	\$192.35	
Tue Nov22	\$0.00	
Mon Nov21	\$0.00	
Sun Nov20	\$0.00	
Sat Nov19	\$0.00	
Fri Nov18	\$0.00	
Thu Nov17	\$0.00	
Wed Nov16	\$0.00	
...

\$154.97 - Wait! This is the total adspend for few campaigns that I created.

If I laser it down, these sales came from **3 campaigns and those 3 campaigns together cost me just \$28.42!** That is some insaneeeee ROI! (Bottom Of this doc = Updates)

Now that I identified my winning keywords and got the winning campaigns, I am pretty much guaranteed to make even more sales with this huge ROI!

You know what? I am not even running Google ads... My account got shut down and repeatedly gets shut down because of my previous mistakes (trying to create new one with everything new info)

And **these results are just with Microsoft/Bing ads.** If I only had a Google ads account, I think my results would be easily 5x of this which is pretty crazy to think about!!

So what is this training that I am talking about?

[You can watch the training here.](#)

Please give yourself some time and remove the distraction while watching this as this is so full of value + it could potentially change everything for you!

Best thing about it is you don't need have any tech skills, or create videos, or chat with other, or provide "value" in your fb profile, or spend a lot of time...

Seriously, this training you are going to watch has produced some serious results including mine!

If you are my Youtube sub, or on my email list or even my Fb friend - if you look through my content - I don't promote or recommend everything and anything. I promote only the stuff that personally got me results and this one my boy knocked it out of the park!

[So go here and watch this value packed training](#) 😊

If you've watched the training and got in, [message me on FB here](#), or add me on [skype: abhijith.nair91](#) for my bonuses.

Cheers!
~ Abhi

UPDATES

ACCOUNT HOME:nairbhai

WEEKLY SALES SNAPSHOT

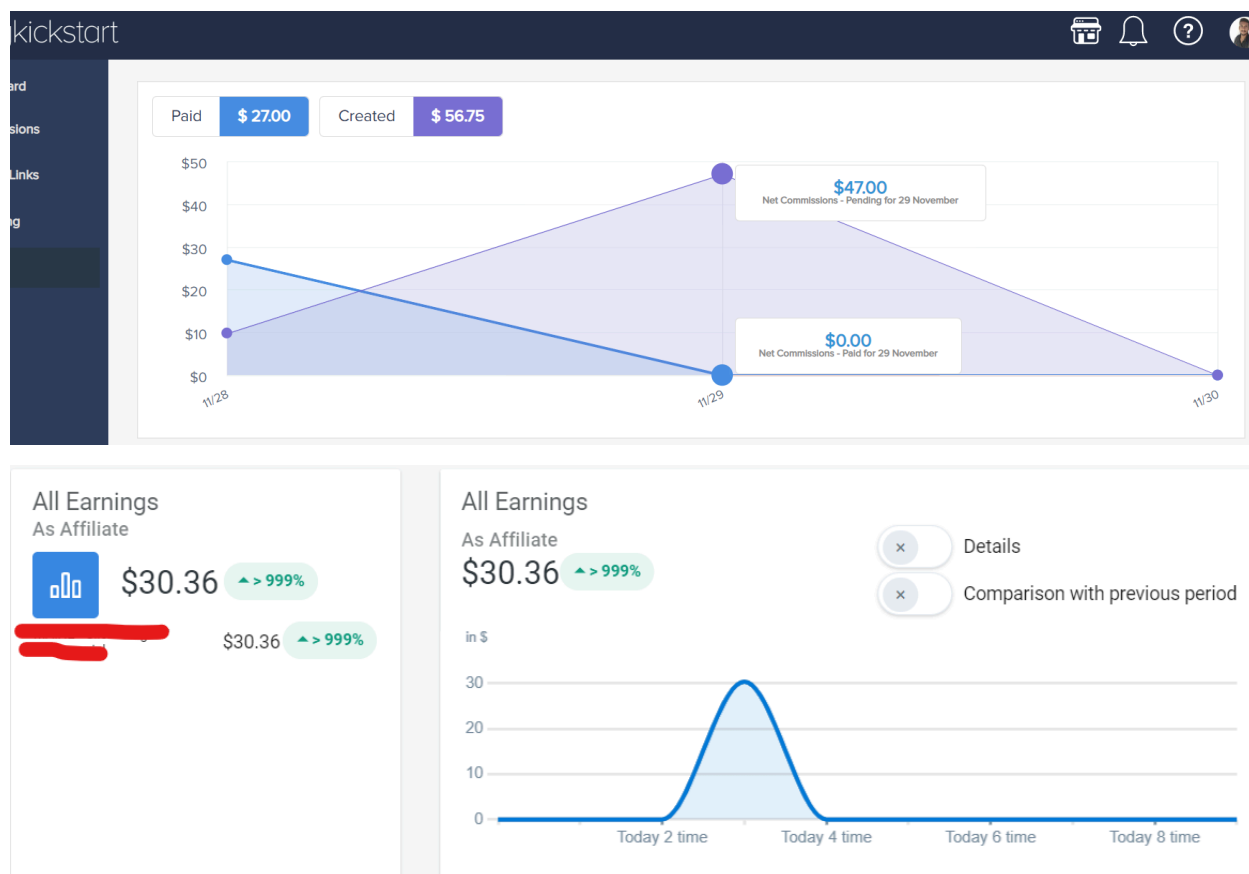
Week Ending	Gross Sales
2022-11-29 (current week)	\$435.98
2022-11-22	\$0.00
2022-11-15	\$0.00
2022-11-08	\$0.00
2022-11-01	\$0.00

DAILY SALES SNAPSHOT

Date	Gross	Trend
Sun Nov27	\$97.12	<div></div>
Sat Nov26	\$0.00	
Fri Nov25	\$146.51	<div></div>
Thu Nov24	\$0.00	
Wed Nov23	\$192.35	<div></div>
Tue Nov22	\$0.00	
Mon Nov21	\$0.00	
Sun Nov20	\$0.00	
Sat Nov19	\$0.00	

Update 1

So I tried this method outside Clickbank and here I got the results. It's not HUGE but it certainly works and some of this sales are recurring!



Above networks are Paykickstart and Digistore24 and the niche I tried is software. \$33 of them are recurring commissions.

Commissions above = \$87.11

Adspend for the above campaign = \$6.29

Profit = \$80.82

That is some insane ROI!

If you haven't yet started [working with SAS](#), you are missing out. Literally anyone can do it!

[You can find all the newbie results, testimonials and the training right here.](#)

I will keep posting new updates here, so maybe bookmark this page :)

Update 2

Report is displayed in Eastern Time (US & Canada).

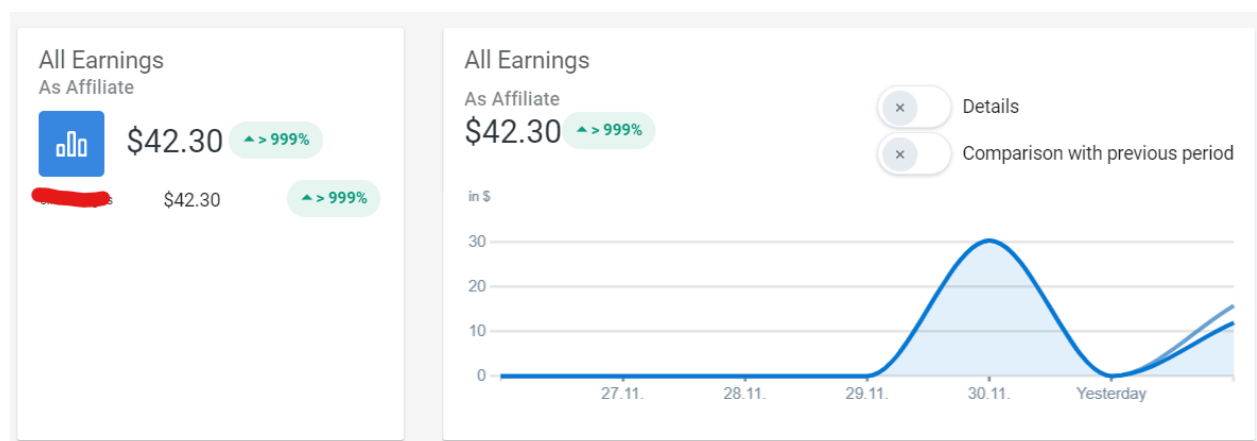
Inv#	Date	Product	Lead First Name	Lead Last Name	Lead Email	Sold By	Type	Amount
[REDACTED]	Nov 30, 2022 12:34 PM	[REDACTED] Monthly	Chad	[REDACTED]s	[REDACTED]@k.com	Abhijith Nair	Initial Sale	\$58.80

count: 1 total: \$58.80

New sale made - \$58.80 recurring commission 😊

Adspend - \$3.64 😊

Update 3



Total revenue on above offer = \$42.30

That's a NOICE commission right there. Alright time for the details:

Let's calculate the overall adspend of the above particular product and commissions:

Link	# Clicks	# Leads	Lead Conv %	# FE Sales	FE Gross \$	FE Conv %	# OTO Sales	OTO Sales \$	# Rebill Sales	Rebill Sales \$	# Total Sales	Gross \$	Gross EPC	Redacted \$	Net \$
- [REDACTED] [REDACTED] [REDACTED] Promotion	630	8	1.27%	7	\$531.60	1.11%	0	\$0.00	8	\$410.40	15	\$942.00	\$1.50	\$77.60	\$864.40
+ Bing	117	6	5.13%	5	\$434.00	4.27%	0	\$0.00	5	\$254.00	10	\$688.00	\$5.88	\$77.60	<u>\$610.40</u>
+ [REDACTED]	474	1	0.21%	1	\$58.80	0.21%	0	\$0.00	2	\$117.60	3	\$176.40	\$0.37	\$0.00	\$176.40
+ No Tracking ID	42	1	2.38%	1	\$38.80	2.38%	0	\$0.00	1	\$38.80	2	\$77.60	\$1.85	\$0.00	\$77.60

So with Bing, I made: **\$610.40** with the FE + recurring from previous month (all with Bing)

And adspend: \$84.39

That's a Huge profit of \$526.01

Even if I remove the recurring sales and only just keep the FE sales i.e. \$434, **the profit is still Huge!**





Absolutely love this strategy! [Learn more here <](#)

Update 5

Anyone asked where's the Clickbank result?

Well... here it is: (next page)

DAILY SALES SNAPSHOT

Date		Gross	Trend
Sat	Dec03	\$100.64	
Fri	Dec02	\$0.00	
Thu	Dec01	\$0.00	
Wed	Nov30	\$0.00	
Tue	Nov29	\$0.00	
Mon	Nov28	\$0.00	
Sun	Nov27	\$97.12	
Sat	Nov26	\$0.00	
Fri	Nov25	\$146.51	
Thu	Nov24	\$0.00	
Wed	Nov23	\$192.35	
Tue	Nov22	\$0.00	
Mon	Nov21	\$0.00	
Sun	Nov20	\$0.00	
Sat	Nov19	\$0.00	

Another \$100 sale here!

Lots of gaps in between as the MS ads traffic is slow but my other campaigns on other networks is covering the gaps!

Still hugely profitable. Let me update the overall costs of total campaigns of all the above Clickbank sales:

Adspend: \$119.83

Earnings: \$536.62

Profit: \$416.79

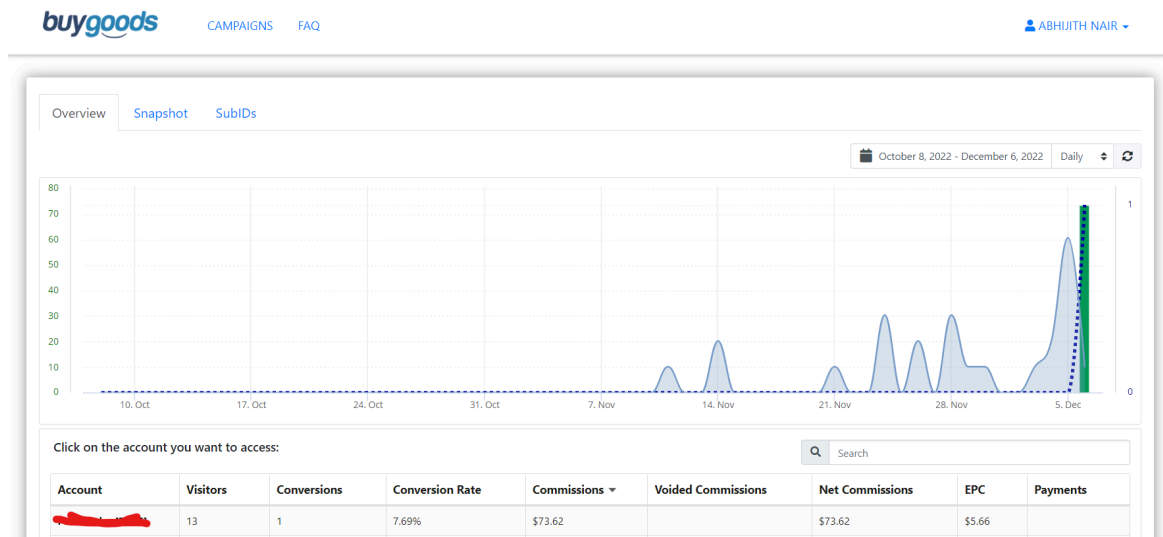
If you've still not watched the training and enrolled in, you are kind of missing out given that how easy it is to do!

[Send me a message here if you want help with this and talk about it <](#)

[Watch the training here <](#)

Update 6

Tried a new network today and here's my result with it:



Beautiful First sale 😊

So amount spent: \$27.04

Earnings: \$73.62

Profit: \$46.58

I must say this campaign was running for 4-5 days with a peanut budget and I optimized it a little after a couple days and voila 😊

From here on, it should give me huge ROI!

Overall results from this ads strategy so far that I learned from this training:

Earnings: \$1,246.07

Adspend: \$248.30

PROFIT: \$961.77 🔥

How about that! And to think I just learned this a few days ago.

[You can learn more about the training here](#)

Update 7






Here's what my Clickbank looks like:

ACCOUNT HOME:nairbhai

WEEKLY SALES SNAPSHOT

Week Ending	Gross Sales
2022-12-13 (current week)	\$122.82
2022-12-06	\$100.64
2022-11-29	\$435.98
2022-11-22	\$0.00
2022-11-15	\$0.00

DAILY SALES SNAPSHOT

Date	Gross	Trend
Wed Dec07	\$122.82	
Tue Dec06	\$0.00	
Mon Dec05	\$0.00	
Sun Dec04	\$0.00	
Sat Dec03	\$100.64	
Fri Dec02	\$0.00	
Thu Dec01	\$0.00	
Wed Nov30	\$0.00	
Tue Nov29	\$0.00	
Mon Nov28	\$0.00	
Sun Nov27	\$97.12	
Sat Nov26	\$0.00	
Fri Nov25	\$146.51	
Thu Nov24	\$0.00	
Wed Nov23	\$192.35	

And I started doing this in 21st November and got my first sales on Nov23. Obviously the ROI is huge!

[You can learn more about the training here](#) and get results just like me!






Update 8

ACCOUNT HOME:nairbhai

WEEKLY SALES SNAPSHOT

Week Ending	Gross Sales
2022-12-13 (current week)	\$525.89
2022-12-06	\$100.64
2022-11-29	\$435.98
2022-11-22	\$0.00
2022-11-15	\$0.00

DAILY SALES SNAPSHOT

Date	Gross	Trend
Fri Dec09	\$403.07	
Thu Dec08	\$0.00	
Wed Dec07	\$122.82	
Tue Dec06	\$0.00	
Mon Dec05	\$0.00	
Sun Dec04	\$0.00	
Sat Dec03	\$100.64	
Fri Dec02	\$0.00	
Thu Dec01	\$0.00	
Wed Nov30	\$0.00	
Tue Nov29	\$0.00	
Mon Nov28	\$0.00	
Sun Nov27	\$97.12	
Sat Nov26	\$0.00	
Fri Nov25	\$146.51	

Beautiful \$400 sale (3 sales + upsells) - all from one product.

Adspend of that 1 campaign? - \$6.03 - dafuq?

And even if you compare my whole adspend yesterda, it's \$29.xx



Speechless how well this strategy is doing for me!

This is incredible!

If you are here and if you want to finally get those first sales and also my one-on-one support, [watch this training here](#)

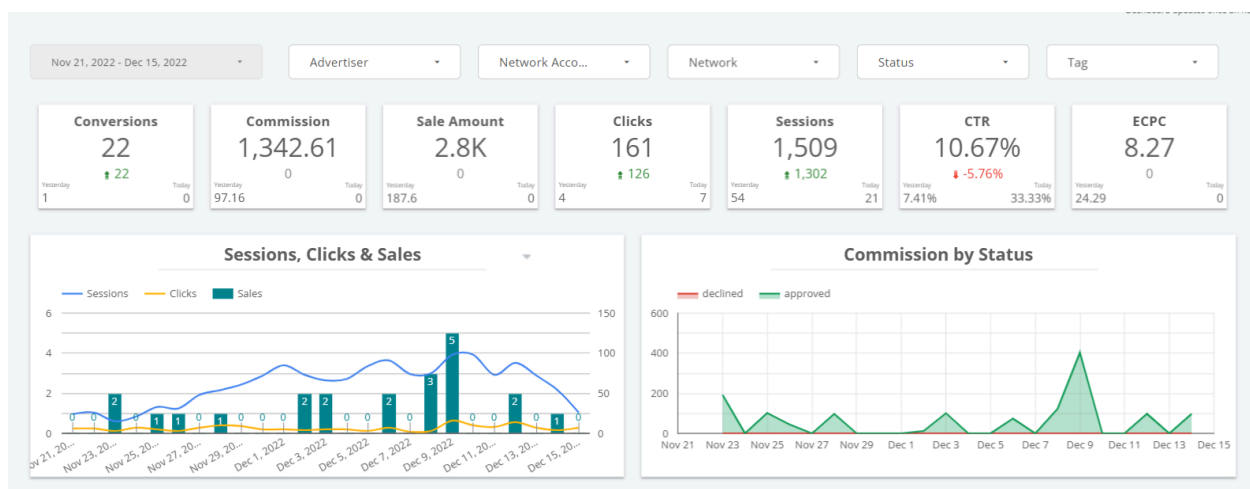
Watch it and if you get in, send me a message and I'll get on a call with you and help setup the campaigns (contact details and everything in the third page)

Cheers!

Update 9

Updating on 15th December 2022

Started this journey on Nov 21 2022.



The above is overall tracking data of Clickbank + another CPA network.

And I also made \$610 with a private offer.

In Total:

Adspend: \$459.52

Earnings: \$1,952.61

Profit: \$1,493.09

LOVE IT!

If you are reading this, and if you want my personal help and also review your campaigns or your landing page etc., [get this training right here <](#)

Once you do get in, send me an email here at abhi@profitnotch.com with the purchase receipt and I'll contact you back :)

Update 10

Alright... so someone asked me about the adspend screenshots too apart from just the affiliate sales.

Well let's make this update a detailed one then...

First up my recent results:

ACCOUNT HOME:nairbhai
















For Your Information

- Your address and/or payee name changed in the last 7

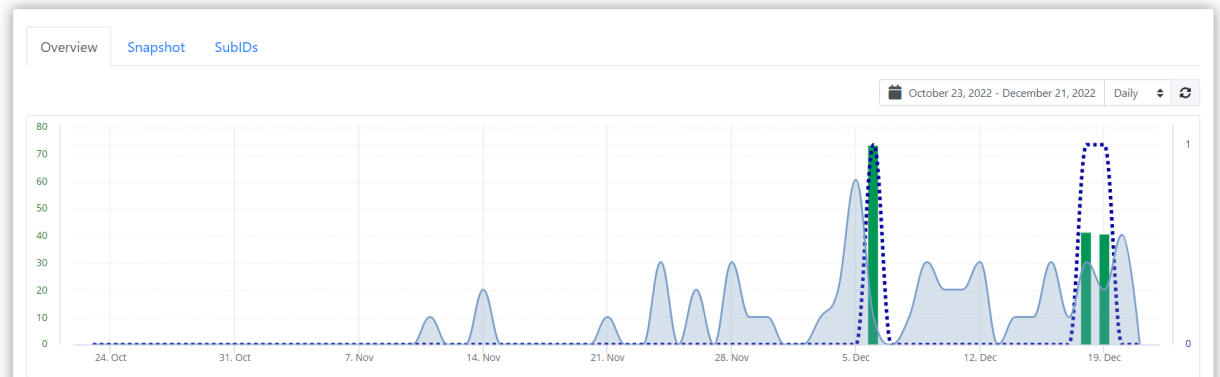
WEEKLY SALES SNAPSHOT

Week Ending	Gross Sales
2022-12-20 (current week)	\$821.23
2022-12-13	\$623.52
2022-12-06	\$100.64
2022-11-29	\$435.98
2022-11-22	\$0.00

DAILY SALES SNAPSHOT

Date	Gross	Trend
Tue Dec20	\$198.80	
Mon Dec19	\$261.01	
Sun Dec18	\$223.71	
Sat Dec17	\$0.00	
Fri Dec16	\$0.00	
Thu Dec15	\$40.55	
Wed Dec14	\$97.16	
Tue Dec13	\$0.00	
Mon Dec12	\$0.00	
Sun Dec11	\$97.63	
Sat Dec10	\$0.00	
Fri Dec09	\$403.07	
Thu Dec08	\$0.00	
Wed Dec07	\$122.82	
Tue Dec06	\$0.00	


The gaps are getting lesser and lesser 😊



There are others that I showed above. Yet to make more sales in there and traffic is kinda slow. Still HUGE ROI.

Alright... let me show you some of the campaign screenshots and results.


This one is my most successful one so far:

<input type="checkbox"/>	Campaign	Impr. ?	Clicks ?	Conv. ?	↓ Spend ?	CTR ?	Avg. CPC ?	Top impr. rate ?	Abs. top impr. rate ?
<input type="checkbox"/>		12,589 ?	279 ?	6.00	13,538.42 ?	2.22%	48.52	8.19%	1.20%

I blurred the campaign name for obvious reasons.

The currency is INR (Indian Rupee). I'll convert these to \$ so that it's easier for you to calculate.

Anyways, you can see I've made about 6 conversions and the sales in Clickbank for this product:

TRAFFIC											
CHECKOUT											
EARNINGS											
Table Data Seller											
Seller	Hops	Initial Impressions	Initial Sales	Initial Sales Earnings	Hop Conversion Rate	Conversion Rate	Upsell Impressions	Upsells	Upsell Earnings	↓ Total Sale Earnings	Epc
	45	49	6	\$487.21	13.33%	12.24%	21	3	\$302.13	\$789.34	\$17.54
Totals	45	49	6	\$487.21	13.33%	12.24%	21	3	\$302.13	\$789.34	\$17.54

And you can see I've made 6 sales and got 3 upsells too which made me \$789.34

Let's calculate:

Adspend = 13,538.42 INR = **\$163.57**

Earnings = **\$789.34**

Profit = **\$625.77**

As I am tracking it, I know exactly what keywords and what search terms got me those sales and I can bid more for them and bid less or even remove the ones that is eating on my budget.

I can see which devices got me these sales and optimize those too. Let me show you how that looks.

Device ?	Bid adjustment ?	Clicks ?	Impr. ?	CTR ?	Avg. CPC ?	Top impr. rate ?	Abs. top impr. rate ?	Spend ?	↓ Conv. ?
Computers	+ 0%	192	10,778	1.78%	48.94	7.79%	0.97%	9,397.33	4.00
Smartphones	+ 0%	87	1,807	4.81%	47.60	10.73%	2.65%	4,141.09	2.00
Tablets	- 90%	0	4	0.00%	0.00	0.00%	0.00%	0.00	0.00
Total - 3 filtered		279	12,589	2.22%	48.52	8.19%	1.20%	13,538.42	6.00
Total - removed ?		0	0	0.00%	0.00	0.00%	0.00%	0.00	0.00
Total - unknown devices		0	0	0.00%	0.00	0.00%	0.00%	0.00	0.00
Total		279	12,589	2.22%	48.52	8.19%	1.20%	13,538.42	6.00

So for this campaign, I got 4 conversions from Computers and 2 from Mobile. I've really stopped the tablet traffic as the affiliate page of this offer said tablet is least converting for this one. So I just bid 90% less for tablet traffic.

Let's look at another campaign:

<input type="checkbox"/>	Campaign	Impr.	Clicks	↓ Conv.	Spend	CTR	Avg. CPC	Top impr. rate	Abs. top impr. rate
<input type="checkbox"/>		273	22	2.00	1,288.43	8.06%	58.57	27.34%	1.87%

This one has less searches and so less traffic but still it's very profitable. I plan to increase the traffic by bidding it a little higher.

TRAFFIC											
CHECKOUT											
EARNINGS											
Table Data											
Seller											
	Hops	Initial Impressions	Initial Sales	Initial Sales Earnings	Hop Conversion Rate	Conversion Rate	Upsell Impressions	Upsells	Upsell Earnings	↓ Total Sale Earnings	Epc
	9	3	2	\$194.28	22.22%	66.67%	5	-	-	\$194.28	\$21.59
Totals	9	3	2	\$194.28	22.22%	66.67%	5	-	-	\$194.28	\$21.59

So,

Adspend = 1288.43 INR = **\$15.57**

Earnings = **\$194.28**

Profit = **\$178.71**

Nice profits!

I just started this as a little side hustle but this quickly is turning my favourite way to earn money. I only worked for like couple of days to do product research and build a template for the landing page and then now it just takes me like 30 mins for me to do everything!

Let me update **my all-time results** in the next page:

Adspend = **\$922.04**

Earnings = **\$2,804.87**

Profit = **\$1,882.83**

The above stats include ALL my campaigns **including the ones that are yet to be profitable**. This means even if some campaigns didn't work for me (yet), I am still profitable by a very handsome margin.

Started slowly with very low budget and now turning it up as I optimize it. Learned everything from [this training right here](#).

I started this on 21st Nov and today is 21st Dec. So the results you see till this update are for 30 days 😊

Not bad for a little side hustle!

If you want my help and if you want to do this yourself, I highly recommend you to [checkout this training right here <](#)

Any questions?

Send me an email at abhi@profitnotch.com
















New update in the next page...

Update 11

WEEKLY SALES SNAPSHOT

Week Ending	Gross Sales
2022-12-27 (current week)	\$627.99
2022-12-20	\$821.23
2022-12-13	\$623.52
2022-12-06	\$100.64
2022-11-29	\$435.98

DAILY SALES SNAPSHOT

Date	Gross	Trend
Thu Dec22	\$204.15	
Wed Dec21	\$423.84	
Tue Dec20	\$198.80	
Mon Dec19	\$261.01	
Sun Dec18	\$223.71	
Sat Dec17	\$0.00	
Fri Dec16	\$0.00	
Thu Dec15	\$40.55	
Wed Dec14	\$97.16	
Tue Dec13	\$0.00	
Mon Dec12	\$0.00	
Sun Dec11	\$97.63	
Sat Dec10	\$0.00	
Fri Dec09	\$403.07	
Thu Dec08	\$0.00	

Looks lovely 😊 I'll do a detailed update like the last one after

All the product testings and optimizing are all worth it. This was so simple to do and I believe if someone is looking to get started with affiliate marketing and start generating profits, [SAS is the training you need to watch!](#)

Any questions?

Send me an email at abhi@profitnotch.com










Update 12

ACCOUNT HOME:nairbhai

WEEKLY SALES SNAPSHOT

Week Ending	Gross Sales
2022-12-27 (current week)	\$1,523.74
2022-12-20	\$821.23
2022-12-13	\$623.52
2022-12-06	\$100.64
2022-11-29	\$435.98

DAILY SALES SNAPSHOT

Date	Gross	Trend
Tue Dec27	\$468.43	
Mon Dec26	\$427.32	
Sun Dec25	\$0.00	
Sat Dec24	\$0.00	
Fri Dec23	\$0.00	
Thu Dec22	\$204.15	
Wed Dec21	\$423.84	
Tue Dec20	\$198.80	
Mon Dec19	\$261.01	
Sun Dec18	\$223.71	
Sat Dec17	\$0.00	
Fri Dec16	\$0.00	
Thu Dec15	\$40.55	
Wed Dec14	\$97.16	
Tue Dec13	\$0.00	

Paused the campaigns for holidays and when I turned it back on, well you can see 😊 (will do the detailed updates like update 10 after couple more days).

Update 13 (4th Jan 2023)

Happy New Year ^_^

Well, time to do a new update!
















Here are some of the network screenshots:

ACCOUNT HOME:nairbhai

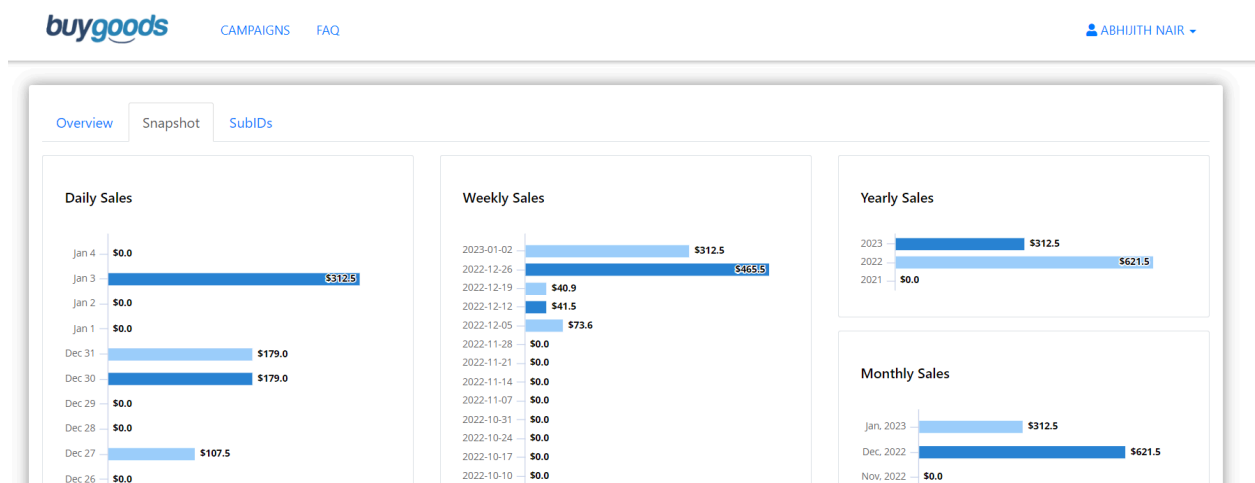
WEEKLY SALES SNAPSHOT

Week Ending	Gross Sales
2023-01-03 (current week)	\$956.91
2022-12-27	\$1,523.74
2022-12-20	\$821.23
2022-12-13	\$623.52
2022-12-06	\$100.64

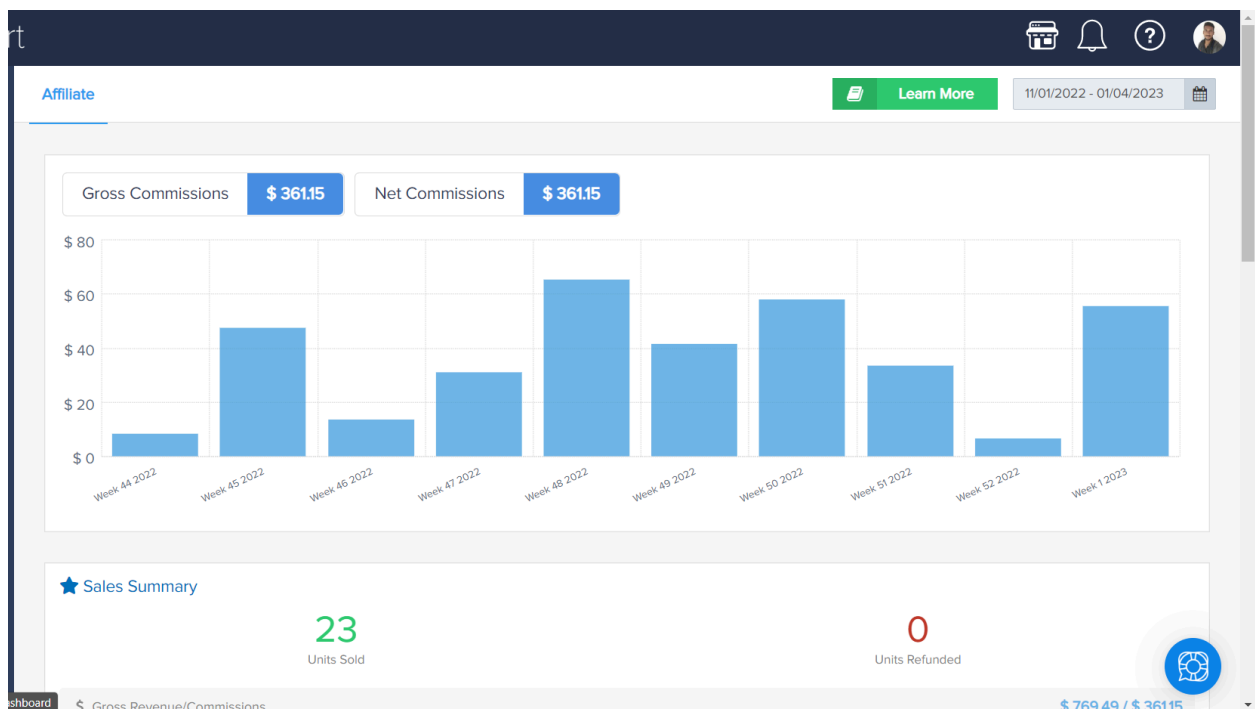
DAILY SALES SNAPSHOT

Date	Gross	Trend
Tue Jan03	\$203.87	
Mon Jan02	\$43.20	
Sun Jan01	\$40.28	
Sat Dec31	\$0.00	
Fri Dec30	\$264.22	
Thu Dec29	\$244.84	
Wed Dec28	\$160.50	
Tue Dec27	\$468.43	
Mon Dec26	\$427.32	
Sun Dec25	\$0.00	
Sat Dec24	\$0.00	
Fri Dec23	\$0.00	
Thu Dec22	\$204.15	
Wed Dec21	\$423.84	
Tue Dec20	\$198.80	

Started working on this network called Buygoods:



Another one:



So till now, the total commissions that I made:

Clickbank: \$4462.02

BuyGoods: \$934

PKS: \$361.15

WFu: \$610.40

Digistore: \$40 something - not promoting it much for now.

Total commissions made: \$6,407.57

Adspend: \$2226.66

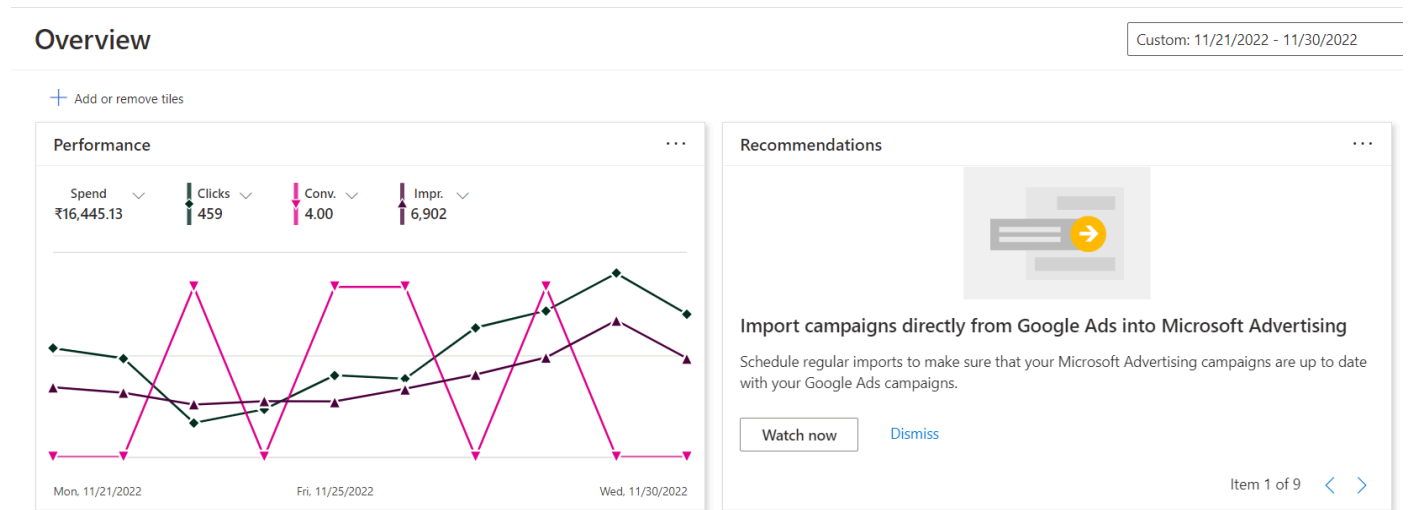
Profits: \$4,180.91

Now above adspend includes **ALL** the campaigns that didn't give me profits too. **All time stats** before and after optimizing campaigns.

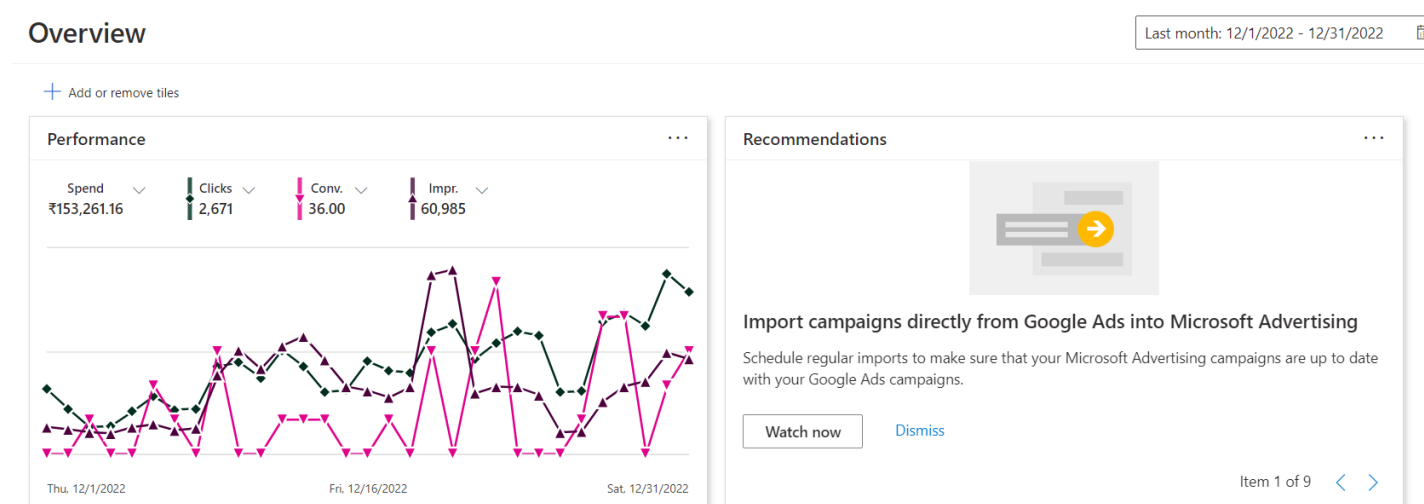
Btw just for the sake of transparency, let me show you the adspends from my Ms ad account since I started implementing this strategy.

Adspends are in INR and you can convert those into USD to check it. I already did and that's what I showed you above.

So the adspend since I started this on Nov 21 - Nov 30.



Adspend last month (December 1 - 30th 2022)



Adspend this month (Jan 1 2023 - Jan 4 2023)

Overview

This month: 1/1/2023 - 1/4/2023

+ Add or remove tiles



Recommendations



Import campaigns directly from Google Ads into Microsoft Advertising

Schedule regular imports to make sure that your Microsoft Advertising campaigns are up to date with your Google Ads campaigns.

Watch now

Dismiss

Item 1 of 9 < >

I made a ton of mistakes, overoptimized the campaigns, wasted some money with bad ads and everything!

And I am still highly profitable 😊

I will be continuing this journey and if you want to be a part of it and if you want personal access to me to get that extra helping hand, you can join the same training that I went through and learned this.

[You can watch a free training about it here <](#)

Any questions?

Send me an email at abhi@profitnotch.com

You can also [message me on FB here](#), or add me on [skype: abhijith.nair91](#)

See you in the next update after some days 😊

Update 14 (6th Jan 2023)



Lovely! I will give a detailed update after this week ends. Just adding it here because this was my best day! 😊 [SAS simply works!](#)

Update 15 (23rd Jan 2023)

It's time for a new update 😊

Let me do a detailed update here and I think I will do an overall update since I started my journey with SAS.

Let's go:

1 - Clicbank:

Account
nairbhai

11/21/2022 - 01/23/2023
Custom

☐ Use Local Time Zone

TRAFFIC

CHECKOUT

EARNINGS

Table Data
Seller

Search Seller

Seller	Hops	Initial Impressions	Initial Sales	Initial Sales Earnings	Hop Conversion Rate	Conversion Rate	Upsell Impressions	Upsells	Upsell Earnings ↓	Total Sale Earnings	Epc	Refunds	Net Earnings	
[REDACTED]	180	128	29	\$2,645.46	16.11%	22.66%	98	11	\$997.31	\$3,642.77	\$20.24	1	\$3,521.24	
	86	20	6	\$577.68	6.98%	30%	10	3	\$159.65	\$737.33	\$8.57	-	\$737.33	
	39	46	4	\$382.32	10.26%	8.70%	6	2	\$286.28	\$668.60	\$17.14	2	\$476.25	
	74	69	5	\$334.83	6.76%	7.25%	9	3	\$234.26	\$569.09	\$7.69	2	\$446.27	
	40	18	3	\$291.31	7.50%	16.67%	7	1	\$63.46	\$354.77	\$8.87	1	\$291.31	
	24	5	2	\$296.26	8.33%	40%	5	-	-	\$296.26	\$12.34	-	-	\$296.26
	12	5	3	\$239.10	25%	60%	9	-	-	\$239.10	\$19.93	-	-	\$160.50
	10	3	2	\$194.28	20%	66.67%	5	-	-	\$194.28	\$19.43	-	-	\$194.28
	102	24	2	\$137.39	1.96%	8.33%	4	-	-	\$137.39	\$1.35	-	-	\$137.39
	59	2	-	-	0%	0%	-	-	-	-	\$0.00	-	-	-
	50	-	-	-	0%	-	-	-	-	-	\$0.00	-	-	-
	16	-	-	-	0%	-	-	-	-	-	\$0.00	-	-	-
	2	-	-	-	0%	-	-	-	-	-	\$0.00	-	-	-
	1	-	-	-	0%	-	-	-	-	-	\$0.00	-	-	-
	13	8	-	-	0%	0%	-	-	-	-	\$0.00	-	-	-
	3	2	-	-	0%	0%	-	-	-	-	\$0.00	-	-	-
	-	-	-	-	-	-	-	3	-	-	-	-	-	-
	1	-	-	-	0%	-	-	-	-	-	\$0.00	-	-	-
	1	2	-	-	0%	0%	-	-	-	-	\$0.00	-	-	-
	8	1	-	-	0%	0%	-	-	-	-	\$0.00	-	-	-
2	-	-	-	0%	-	-	-	-	-	\$0.00	-	-	-	
9	1	-	-	0%	0%	-	-	-	-	\$0.00	-	-	-	
Totals	732	334	56	\$5,098.63	7.65%	16.77%	156	20	\$1,740.96	\$6,839.59	\$9.34	6	\$6,260.83	

If you see the date, I've set it since I started my first campaign on 21st Nov. All the commissions I made here are by using SAS (except 2 of them)

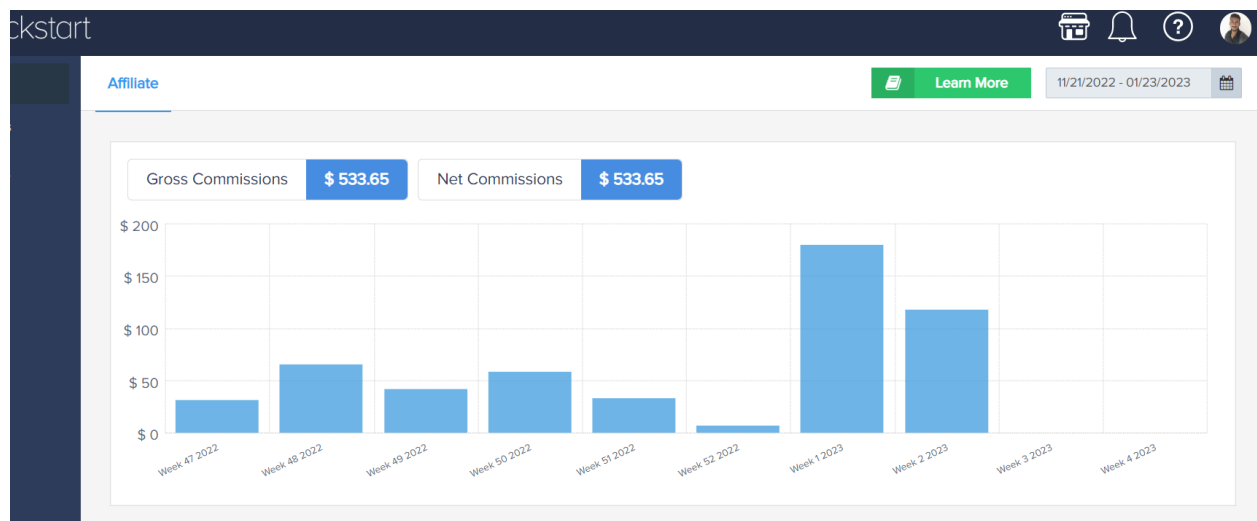
I want to be completely transparent and that's why I shared my refunds too. I could easily say I made \$6800+ but I am not going to. Refunds and stuff are part and parcel of affiliate marketing.

So with Clickbank, my net earnings are \$6260.83

I did say I made 2 commissions where I haven't used SAS which accounts for \$140 something and I'll subtract that from my net earnings.

So my Cb earnings implementing SAS strategy are **\$6120.83**

2 - Paykickstart:



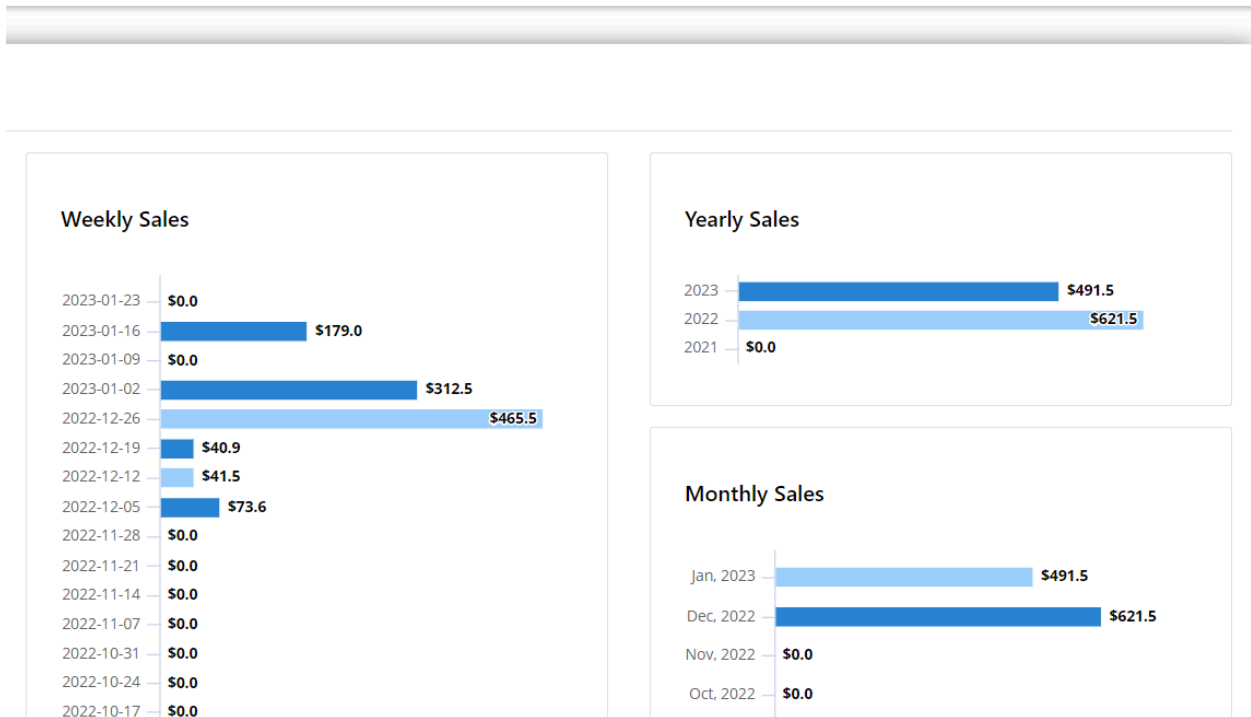
I sorted the dates with Nov but my most of the income (\$300+ for them) came this month - Jan 2023 as I started more campaigns with them.

Anyways the earnings here: **\$533.65**

(Update continues on next page...)

3 - BuyGoods:


ABHIJITH NAIR ▾



I am running like 2 campaigns with this network and you can see, so far I made more than \$1k here. Not so much traffic going on in here as my main focus was getting those Clickbank sales.

Anyways, total earnings from here: **\$1113 (nice number lol)**

4 - Private offer:

Link	# Clicks	# Leads	Lead Conv %	# FE Sales	FE Gross \$	FE Conv %	# OTO Sales	OTO Sales \$	# Rebill Sales	Rebill Sales \$	# Total Sales	Gross \$	Gross EPC	Redacted \$	Net \$	Net EF
	616	9	1.46%	7	\$531.60	1.14%	0	\$0.00	8	\$410.40	15	\$942.00	\$1.53	\$77.60	\$864.40	\$1
Campaign Summary	616	9	1.46%	7	\$531.60	1.14%	0	\$0.00	8	\$410.40	15	\$942.00	\$1.53	\$77.60	\$864.40	\$1

Made about \$942 but got a refund of \$77.60 and that's okay 😊

So my Net earnings with this offer is **\$864.40**

I do have some \$40 something with another network (Digistore) but I am not really going to add that here as I am not running any campaigns for it as of now.

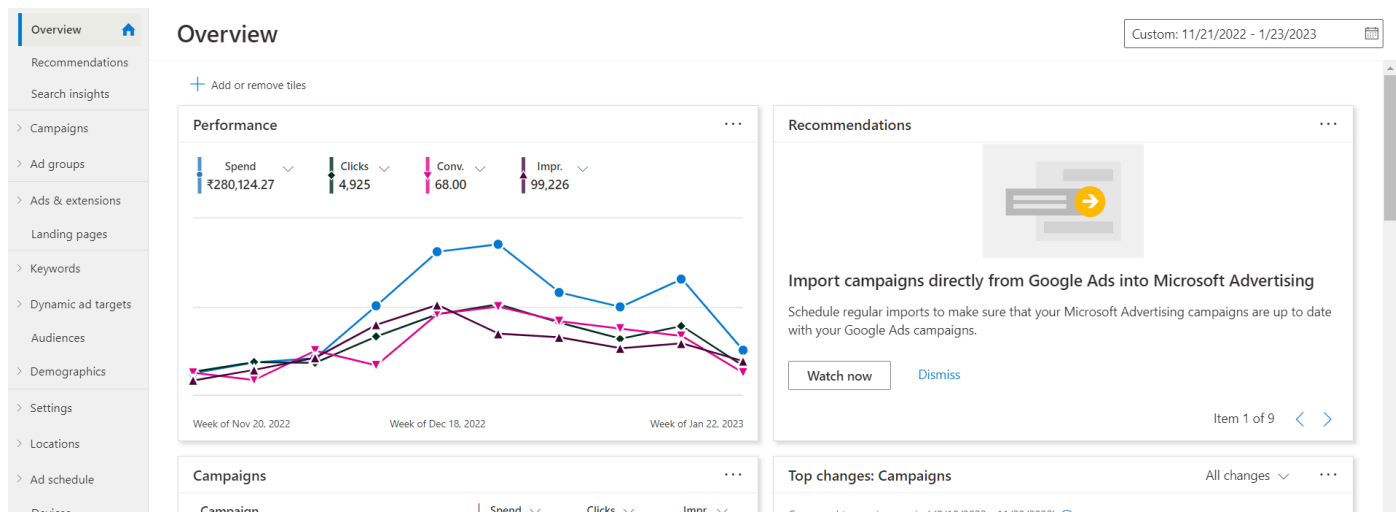
Before getting into the details of my adspends and campaigns, let's add those earnings up... shall we?

So:

\$6120.83 + \$533.65 + \$1113 + \$864.40 (All network earnings combined)

= \$8631.88 😊

The above is my total earnings but they are not my profits. Let's look at my adspends now... shall we?



I have again sorted my dates from 21st Nov till today and you can see I spent about 280,124.27 INR = **\$3443.72**

Want to look at some of my campaign stats?

Campaigns Auction insights Custom: 11/21/2022 - 1/23/2023

[+ Create](#) [Status: All enabled campaigns](#) [+ Add filter](#) [Search](#) [Segment](#) [Columns](#) [Download](#) [Expand table](#) [Hide graph](#)

<input type="checkbox"/>	Campaign	strategy type	Impr.	Clicks	Conv.	↓ Spend	CTR	Avg. CPC	Top
	All enabled campaigns total - 19 campaigns		99,227	4,925	68.00	280,124.27	4.96%	56.88	
<input type="checkbox"/>	• [REDACTED]	anced CPC	20,084	1,015	27.00	73,776.16	5.05%	72.69	
<input type="checkbox"/>	• [REDACTED]	anced CPC	5,151	527	12.00	36,276.74	10.23%	68.84	
<input type="checkbox"/>	• [REDACTED]	anced CPC	6,690	463	5.00	32,394.03	6.92%	69.97	
<input type="checkbox"/>	• [REDACTED]	anced CPC	14,364	439	5.00	28,862.26	3.06%	65.75	
<input type="checkbox"/>	• [REDACTED]	anced CPC	5,285	297	1.00	21,845.86	5.62%	73.56	
<input type="checkbox"/>	• [REDACTED]	anced CPC	4,650	301	5.00	20,360.83	6.47%	67.64	
<input type="checkbox"/>	• [REDACTED]	anced CPC	2,370	206	5.00	13,004.09	8.69%	63.13	
<input type="checkbox"/>	• [REDACTED]	anced CPC	3,840	212	2.00	11,713.26	5.52%	55.25	
<input type="checkbox"/>	• [REDACTED]	anced CPC	1,612	154	3.00	7,640.47	0.55%	49.02	

Obviously I can't show you what am I promoting and that's why I blurred the names of campaigns but you can see some metrics where you can see I am using Enhanced Cpc, clicks, conversions, average CPC etc.

If you don't know what these are, it's pretty simple to create campaigns like this if you follow a [click by click training like SAS](#) with their incredible support too!

Anyways,

My adspend is **\$3443.72**.

Total commissions made: \$8631.88

Adspend: \$3443.72

Profits: \$5,188.16

And now that's an ROI! 😊

It's important to note that I am only using Microsoft ads so far but it works even better with Google ads. I am not able to do Google ads because of previous ban history with them BUT it's about to change as inside SAS, they now have **DFY service where Mark and Anthony will be creating and running campaigns for me on Google ads**

If you want more info about the SAS, [you can watch this free training about it by clicking here <](#)

I'll also be helping you out with custom video tutorials if you are ever stuck, or even one-one calls if there is a need for that.

My next update will be after this month!

Cheers!

Update 16 (6th Feb 2023)

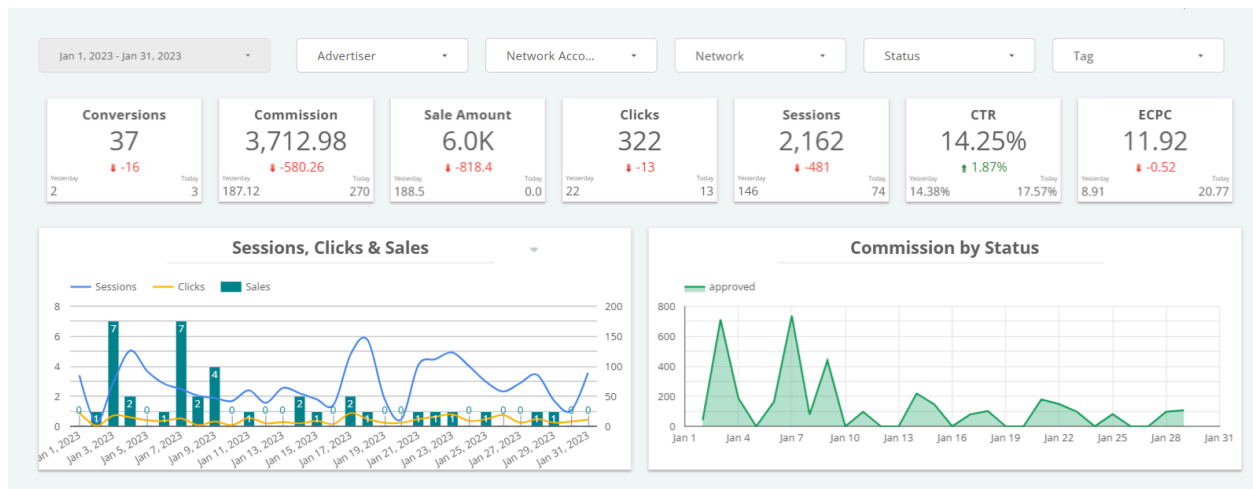
Well it's update time!

So first up let me update last month earnings first (Jan) and then of Feb (6 days till now) - (technically 5th Feb as most of my traffic is from US and I am from India)

And then finally an Alltime update. 😊

Let's begin:

January 2023 earnings of all my affiliate networks that I am using with [this particular SAS strategy](#):



The above image is of a tracking tool called Wecantrack and I use it to track sales from Clickbank, Buygoods, and others.

It doesn't track conversions from some particular networks (no tracking tool does).

Okay time for other images:

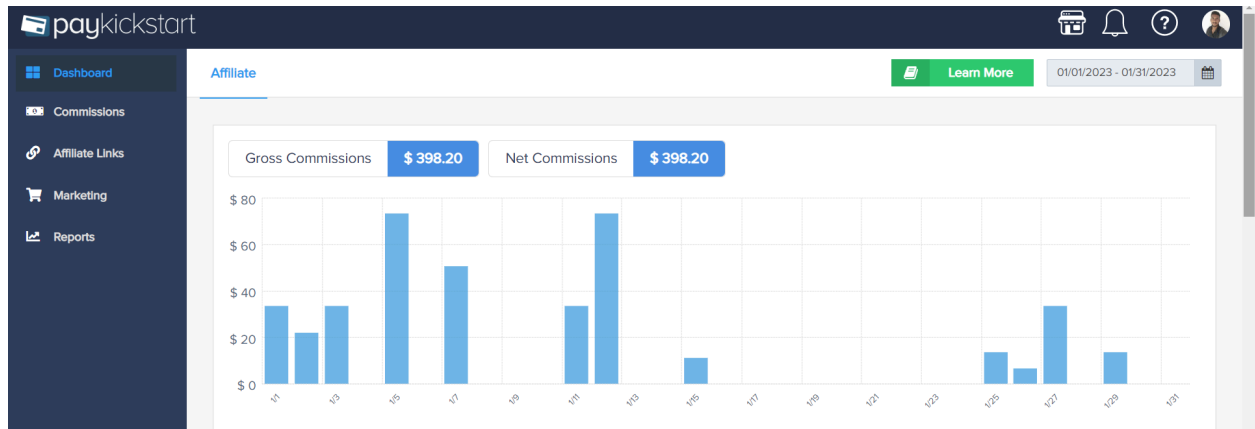
Sales Analytics ?

Account: **nairbhail** | Period: **Jan 01 - Jan 31** (Custom) | ☐ Use Local Time Zone

Buttons: [Edit] [Refresh] [Download]

Filters: **TRAFFIC** | CHECKOUT | EARNINGS | Table Data: **Seller** | Search Seller

Seller	Hops	Initial Impressions	Initial Sales	Initial Sales Earnings	Hop Conversion Rate	Conversion Rate	Upsell Impressions	Upsells	Upsell Earnings	Total Sale Earnings	Epc	Refunds	Net Earnings
[Redacted]	72	41	11	\$996.75	15.28%	26.83%	36	3	\$241.78	\$1,238.53	\$17.20	-	\$1,238.53
[Redacted]	32	10	4	\$539.84	12.50%	40%	6	1	\$71.18	\$611.02	\$19.09	-	\$611.02
[Redacted]	18	3	2	\$244.76	11.11%	66.67%	3	1	\$190.93	\$435.69	\$24.21	-	\$435.69
[Redacted]	22	4	2	\$296.26	9.09%	50%	5	-	-	\$296.26	\$13.47	-	\$296.26
[Redacted]	8	1	1	\$97.13	12.50%	100%	2	-	-	\$97.13	\$12.14	-	\$97.13
[Redacted]	11	2	1	\$80.90	9.09%	50%	2	-	-	\$80.90	\$7.35	-	\$80.90
[Redacted]	42	7	1	\$43.20	2.38%	14.29%	1	-	-	\$43.20	\$1.03	-	\$43.20
[Redacted]	6	1	-	-	0%	0%	-	-	-	-	\$0.00	-	-
[Redacted]	1	3	-	-	0%	0%	-	-	-	-	\$0.00	-	-
[Redacted]	2	-	-	-	0%	-	-	-	-	-	\$0.00	-	-
[Redacted]	23	5	-	-	0%	0%	-	-	-	-	\$0.00	-	-
[Redacted]	2	1	-	-	0%	0%	-	-	-	-	\$0.00	-	-
[Redacted]	3	-	-	-	0%	-	-	-	-	-	\$0.00	-	-
[Redacted]	31	138	-	-	0%	0%	-	-	-	-	\$0.00	-	-
[Redacted]	1	-	-	-	0%	-	-	-	-	-	\$0.00	-	-
[Redacted]	1	1	-	-	0%	0%	-	-	-	-	\$0.00	-	-
[Redacted]	1	1	-	-	0%	0%	-	-	-	-	\$0.00	-	-
Totals	276	218	22	\$2,298.84	7.97%	10.09%	55	5	\$503.89	\$2,802.73	\$10.15	-	\$2,802.73



Last Month

Count clicks as

Unique

Run Report

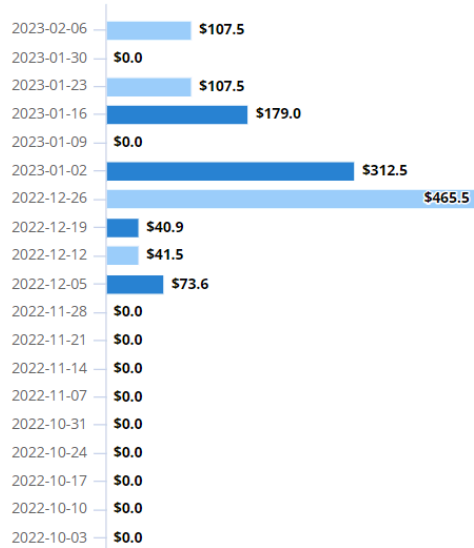
* Report is displayed in Eastern Time (US & Canada).

In this report you will see all links you've sent traffic through for this campaign. Leads are counted "unique" to each link which means if person A opts in after visiting link 1, then again after visiting link 2 it will count that person as a lead for each link. The total at the bottom will be the total times a lead has been generated for the campaign.

Link	# Clicks	# Leads	Lead Conv %	# FE Sales	FE Gross \$	FE Conv %	# OTO Sales	OTO Sales \$	# Rebill Sales	Rebill Sales \$	# Total Sales	Gross \$	Gross EPC	Redacted \$	Net \$	N E
- [Redacted]	34	1	2.94%	1	\$238.80	2.94%	0	\$0.00	0	\$0.00	1	\$238.80	\$7.02	\$0.00	\$238.80	\$
+ Bing	34	1	2.94%	1	\$238.80	2.94%	0	\$0.00	0	\$0.00	1	\$238.80	\$7.02	\$0.00	\$238.80	\$

(continue next page...)

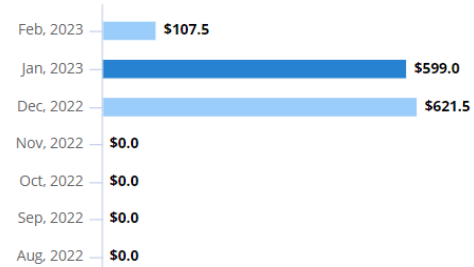
Weekly Sales



Yearly Sales



Monthly Sales



So combine everything above and my January earnings are

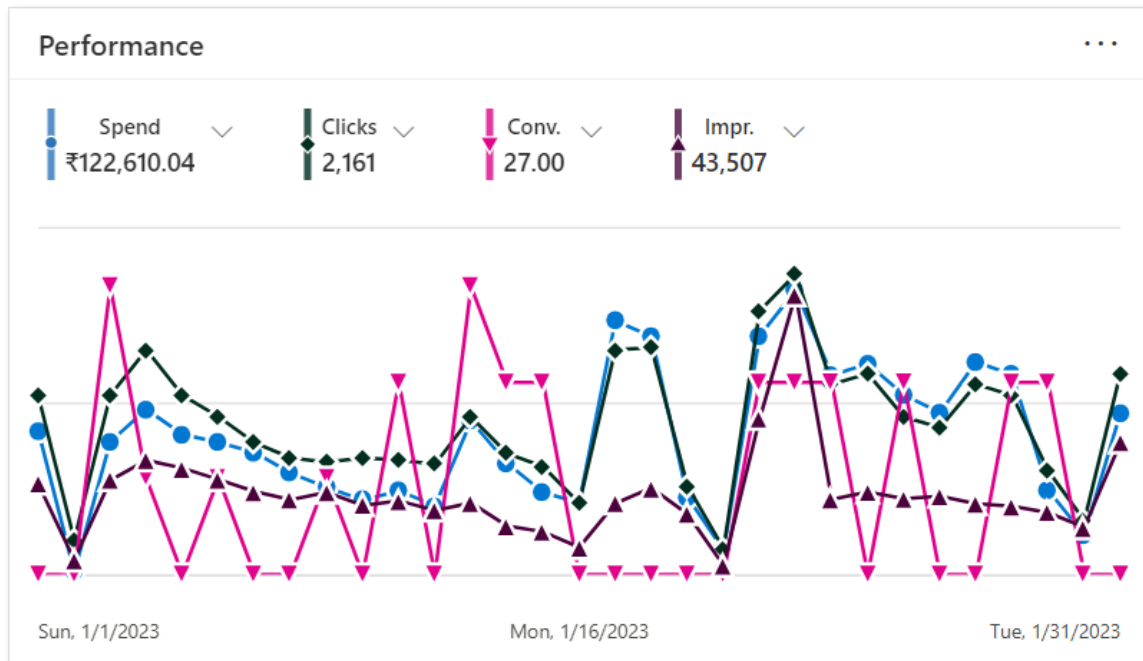
\$4038.53

What about my adspend?

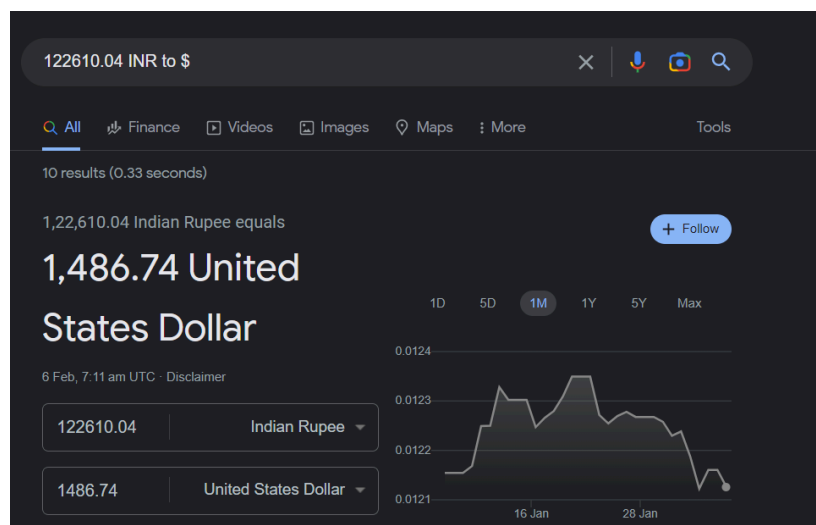
Here it is:

Overview

+ Add or remove tiles



Adspend is in INR and if I convert it to USD



It's **\$1486.74**

So the JANUARY 2023 Commissions details:

Total commissions made: \$4038.53

Adspend: \$1486.74

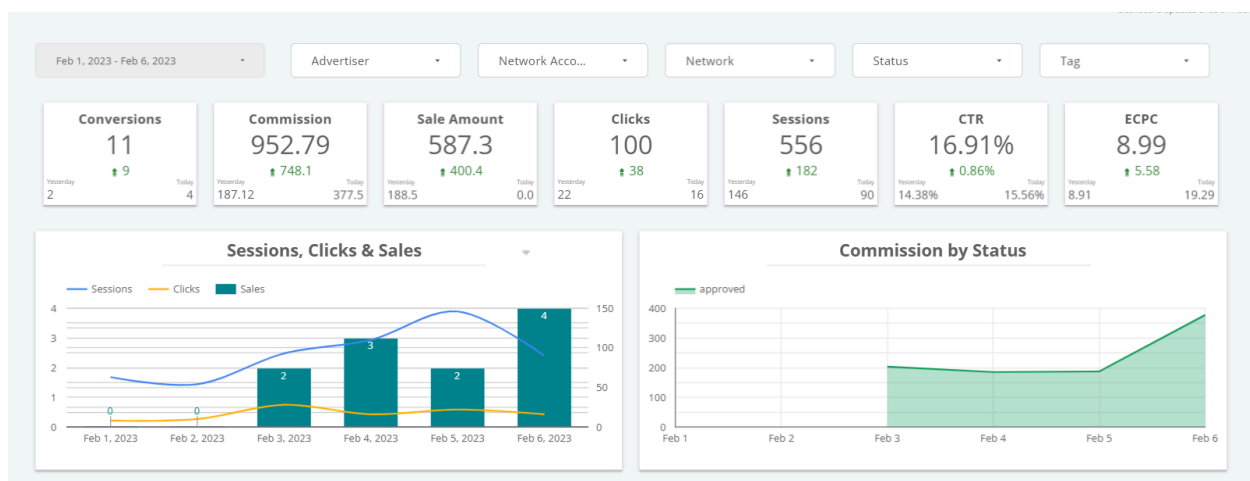
Profits: \$2551.79

—

Now let's talk about this month i.e. February and it's just 6 days in (almost)

I have started working with a new network called Maxweb and it's interface is very very similar to Buygoods.

So the Wecantrack screenshot that tracked all these:



Clickbank:

Sales Analytics ?

Seller

Affiliate

Account
nairbhai

Feb 01 - Feb 05
Month to Date



☐ Use Local Time Zone



TRAFFIC

CHECKOUT

EARNINGS

Table Data

Seller

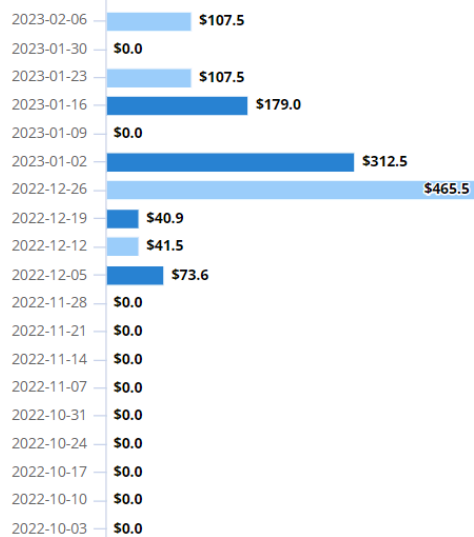
Search Seller



Seller	Hops	Initial Impressions	Initial Sales	Initial Sales Earnings	Hop Conversion Rate	Conversion Rate	Upsell Impressions	Upsells	Upsell Earnings ↓	Total Sale Earnings	Epc	Refunds	Net Earnings
[REDACTED]	8	7	2	\$156.20	25%	28.57%	8	1	\$51.97	\$208.17	\$26.02	-	\$208.17
[REDACTED]	7	4	1	\$97.12	14.29%	25%	2	-	-	\$97.12	\$13.87	-	\$97.12
[REDACTED]	1	-	-	-	0%	-	-	-	-	-	\$0.00	-	-
[REDACTED]	1	-	-	-	0%	-	-	-	-	-	\$0.00	-	-
[REDACTED]	2	1	-	-	0%	0%	-	-	-	-	\$0.00	-	-
[REDACTED]	2	-	-	-	0%	-	-	-	-	-	\$0.00	-	-
[REDACTED]	4	2	-	-	0%	0%	-	-	-	-	\$0.00	-	-
[REDACTED]	1	1	-	-	0%	0%	-	-	-	-	\$0.00	-	-
[REDACTED]	3	-	-	-	0%	-	-	-	-	-	\$0.00	-	-
[REDACTED]	1	1	-	-	0%	0%	-	-	-	-	\$0.00	-	-
[REDACTED]	3	1	-	-	0%	-	-	-	-	-	\$0.00	-	-
Totals	31	16	3	\$253.32	9.68%	18.75%	10	1	\$51.97	\$305.29	\$9.85	-	\$305.29

Buygoods:

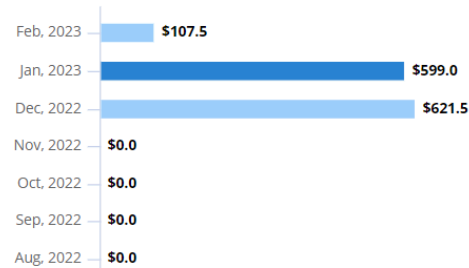
Weekly Sales



Yearly Sales

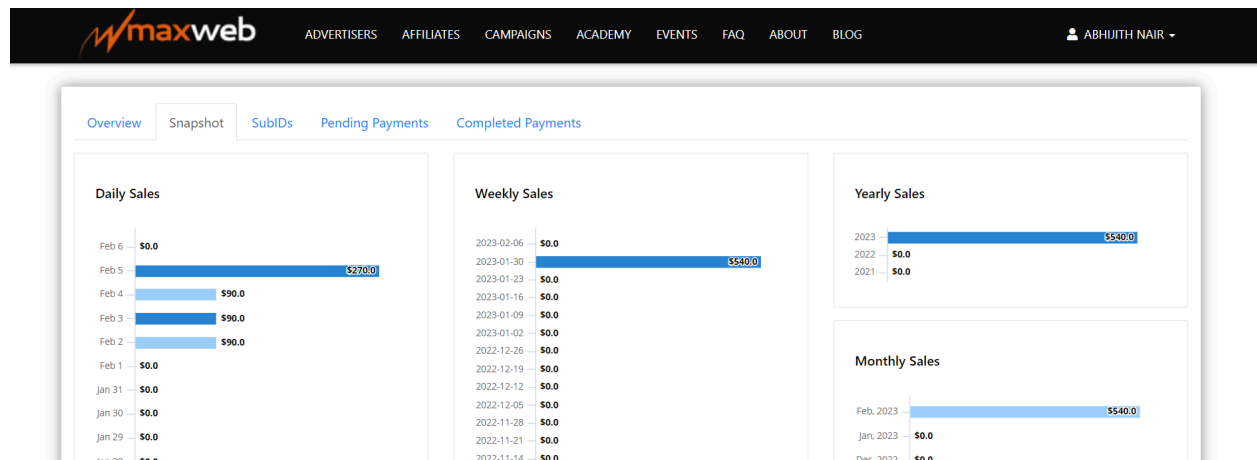


Monthly Sales



(continued on next page...)

Maxweb (very similar interface) - just started using it from this month



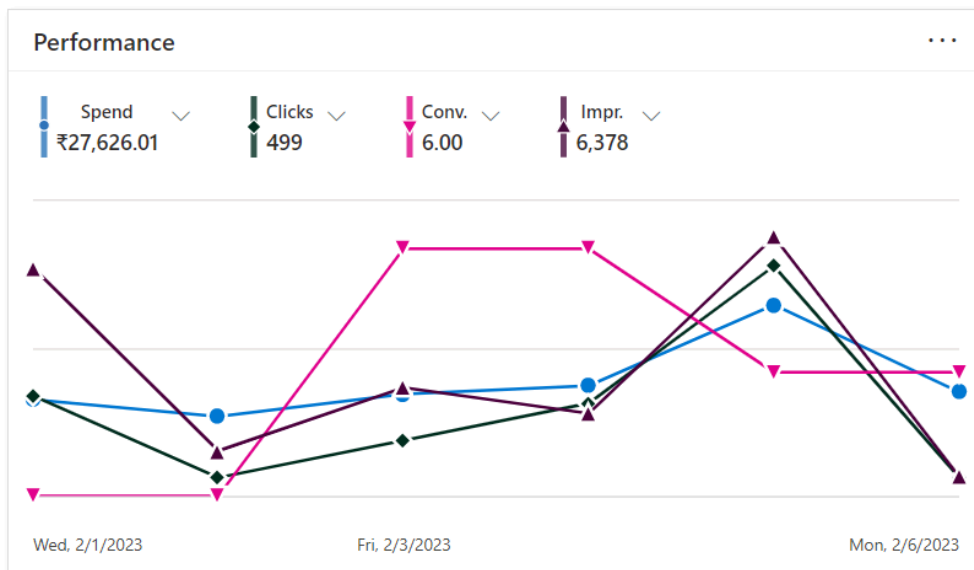
Total commissions so far in the first week of Feb:

\$952.79

Adspend this month so far:

Overview

+ Add or remove tiles



So if I convert to USD, it's **\$334.99**

So the maths for this month (6 days):

Total commissions made: \$952.79

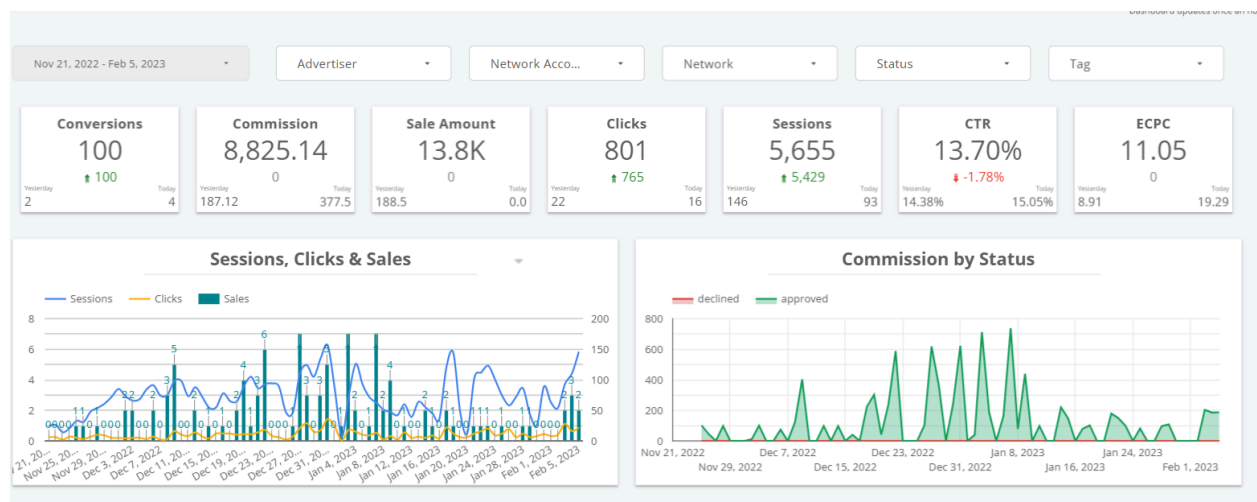
Adspend: \$334.99

Profits: \$617.80

Well that's more than \$100/day in profits this month.

Okay let's move on and do an all-time update shall we?

I'll post my tracking software ss here and will add up other commissions with it. Already a big ass update lol.



Oh wow! Exact 100 conversions 😮 Nice milestone 😊

And if I add the paykickstart and other private network commissions, its:

\$8825.14 + \$600.75 + \$864.40 = \$10,290.29

Oh nice! That's a milestone number again ^_^

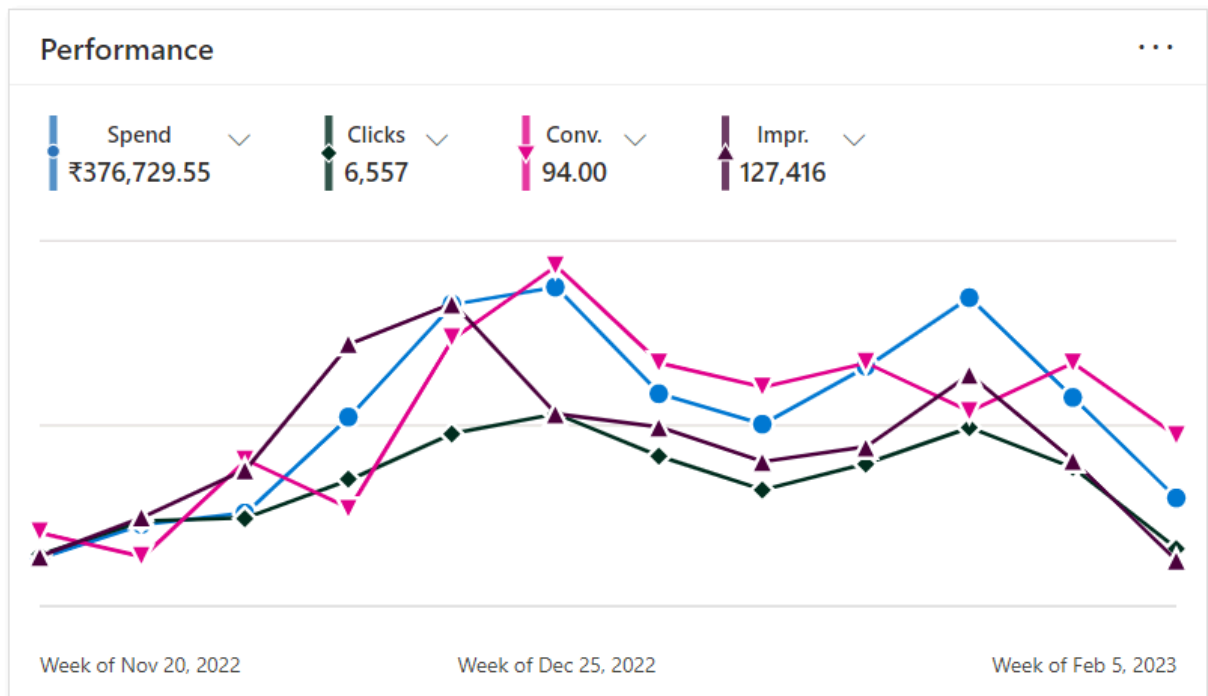
Well it's just the revenue and not the profits. Still a nice number 😊

And to think I just started this on late end of November 2022 (specifically 21st of Nov)

Alright, let's see the adspend till now!

Overview

+ Add or remove tiles



If I convert it to USD, it equals: \$4560.48

(continued on next page)

Well the ALLTIME update since I started following the SAS strategy:

Total commissions made: \$10,290.29

Adspend: \$4560.48

Profits: \$5729.81

That is a HUGE ROI!

Any questions?

Send me an email at abhi@profitnotch.com

You can also [message me on FB here](#), or add me on [skype: abhijith.nair91](https://www.skype.com/people/abhijith.nair91)

[You can learn more about this SAS strategy in this free training here <](#)

See you in the next update 😊

Update 17 (15th Feb 2023)

Half of the month has gone and here I am with another update.

This time I really went gung ho and tested a lot of products at once.

Spoiler alert - it didn't work well lol

The adspend was way more than normal and at the end I decided to pause a lot of campaigns BUT I am still profitable and that's what matters 😊

So let me just show you my overall stats from Nov 21 2022 to Today (15th Feb 2023)

Clickbank

CLICKBANK

Account
nairbhai

11/21/2022 - 02/15/2023
Custom

☐ Use Local Time Zone

Dashboard

Tickets

Transactions

Reporting

Sales

Summary

Analytics

Transactions

Top Performers

Subscriptions

Refunds

Chargebacks

Account Health

Contribution

Funnel

Conversion

Affiliates

TRAFFIC

CHECKOUT

EARNINGS

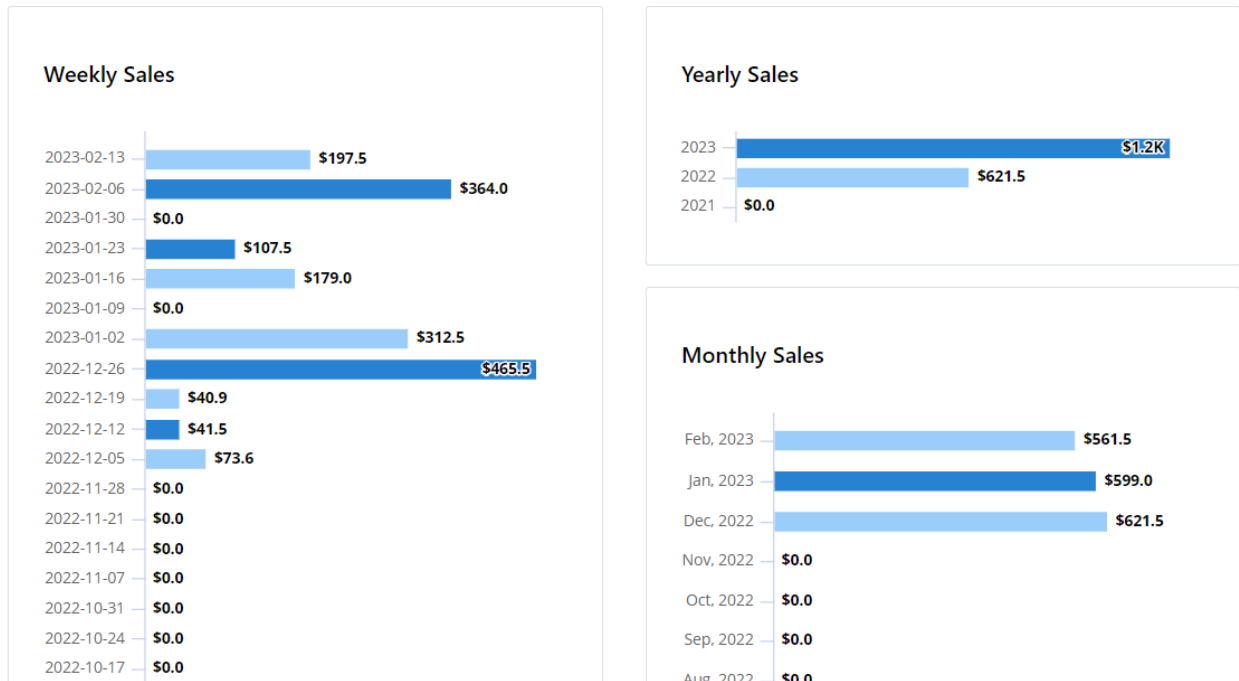
Table Data
Seller

Search Seller

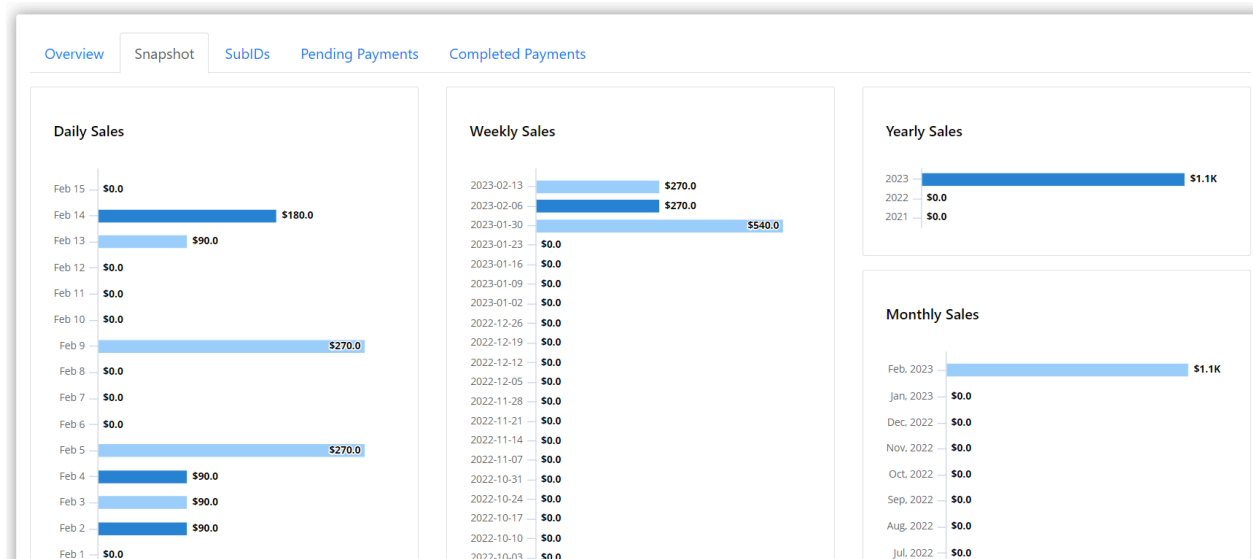
Seller	Hops	Initial Impressions	Initial Sales	Initial Sales Earnings	Hop Conversion Rate	Conversion Rate	Upsell Impressions	Upsells	Upsell Earnings	Total Sale Earnings	Epc	Refunds	Net Earnings
	188	130	29	\$2,645.46	15.43%	22.31%	98	11	\$997.31	\$3,642.77	\$19.38	1	\$3,521.24
	116	85	9	\$647.23	7.76%	10.59%	23	5	\$365.57	\$1,012.80	\$8.73	4	\$754.14
	107	28	7	\$674.87	6.54%	25%	12	3	\$159.65	\$834.52	\$7.80	-	\$834.52
	60	50	5	\$479.44	8.33%	10%	8	2	\$286.28	\$765.72	\$12.76	2	\$573.37
	46	19	3	\$291.31	6.52%	15.79%	7	1	\$63.46	\$354.77	\$7.71	1	\$291.31
	36	7	2	\$296.26	5.56%	28.57%	5	-	-	\$296.26	\$8.23	-	\$296.26
	15	5	3	\$239.10	20%	60%	9	-	-	\$239.10	\$15.94	-	\$160.50
	16	6	2	\$194.28	12.50%	33.33%	5	-	-	\$194.28	\$12.14	-	\$194.28
	109	25	2	\$137.39	1.83%	8%	4	-	-	\$137.39	\$1.26	-	\$137.39
	17	2	1	\$80.90	5.88%	50%	2	-	-	\$80.90	\$4.76	-	\$80.90
	59	2	-	-	0%	0%	-	-	-	-	\$0.00	-	-
	50	-	-	-	0%	-	-	-	-	-	\$0.00	-	-
	4	4	-	-	0%	0%	-	-	-	-	\$0.00	-	-
	16	-	-	-	0%	-	-	-	-	-	\$0.00	-	-
	5	-	-	-	0%	-	-	-	-	-	\$0.00	-	-
	1	-	-	-	0%	-	-	-	-	-	\$0.00	-	-
	3	1	-	-	0%	0%	-	-	-	-	\$0.00	-	-
	31	138	-	-	0%	0%	-	-	-	-	\$0.00	-	-
	4	3	-	-	0%	0%	-	-	-	-	\$0.00	-	-
	-	-	-	-	-	-	3	-	-	-	-	-	-
	1	-	-	-	0%	-	-	-	-	-	\$0.00	-	-
	1	2	-	-	0%	0%	-	-	-	-	\$0.00	-	-
	1	2	-	-	0%	0%	-	-	-	-	\$0.00	-	-
	3	2	-	-	0%	0%	-	-	-	-	\$0.00	-	-
	2	-	-	-	0%	-	-	-	-	-	\$0.00	-	-
Totals	901	513	63	\$5,686.24	6.99%	12.28%	176	22	\$1,872.27	\$7,558.51	\$8.39	8	\$6,843.91

(continued on next page)

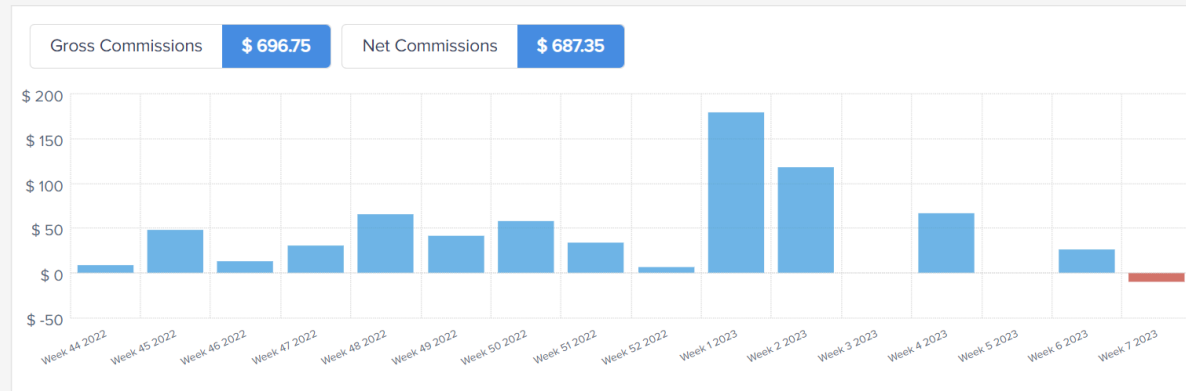
Buygoods



Maxweb



Buygoods and Maxweb interfaces are very identical.



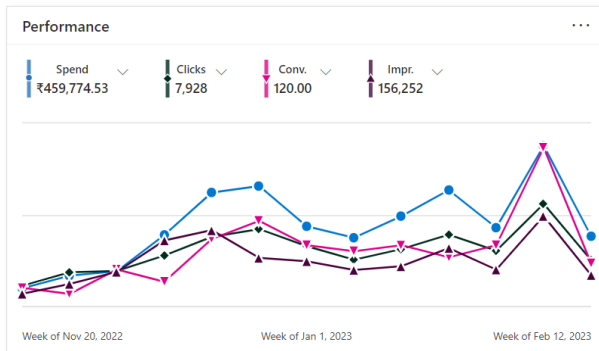
And then there's private offer sales like WF which I posted before this update. Haven't got more sales on that yet but still in huge profit margin.

And yes the overall adspend:

Overview

Custom: 11/21/2022 - 2/15/2023

+ Add or remove tiles



Recommendations



Import campaigns directly from Google Ads into Microsoft Advertising

Schedule regular imports to make sure that your Microsoft Advertising campaigns are up to date with your Google Ads campaigns.

Watch now

Dismiss

Item 1 of 9 < >

Adspend is in INR.

So let me calculate all of them and post the final updates in here:

Total commissions made: \$11,887.75

Adspend: \$5549.99

Profits: \$6,338.75

Again, That is a HUGE ROI!

Any questions?

Send me an email at abhi@profitnotch.com

You can also [message me on FB here](#), or add me on [skype: abhijith.nair91](skype:abhijith.nair91)

[You can learn more about this SAS strategy in this free training here <](#)

If you do decide to enroll with SAS, I will be helping you personally and will also be jumping on calls with you whenever you get stuck. Will also be sharing my strategies and such too.

So yeah, you won't be left out by just buying another course. This works without having any experience and that's why I am promoting this.

Also, I am going to stop updating it from now on as it takes a quite a bit of time and since it's one of the fastest and easiest way to generate commissions, I recommend it.

iThis strategy is still working as of now in May 2024 and to be honest, one of the most simplest of strategies that you can use (if implemented properly) to make easy and steady commissions!

[You can learn more about this SAS strategy in this free training here <](#)