



How To Login To Classlink - Students

1. If you are unable to access an application in Classlink, you may need to log in to the correct district site. You can use the Search bar to find Hopkins School District.













11:43 AM Thu Apr 2

70% 

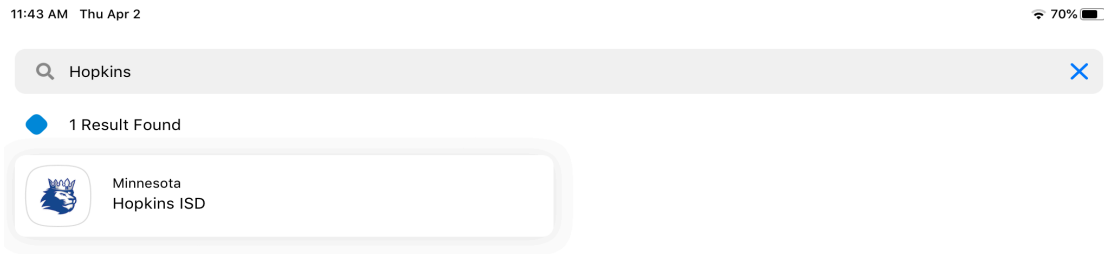


We need to know your location to directly find your school district.


ALLOW

 <p>ClassLink Launchpad</p>	 <p>Connecticut ACES</p>
 <p>Illinois Adlai E Stevenson High SD 125</p>	 <p>Pennsylvania Agora Cyber Charter School</p>
 <p>North Carolina Alamance-Burlington SD</p>	 <p>Texas Alamo Heights ISD</p>
 <p>Wyoming Albany County SD 1</p>	 <p>New Mexico Albuquerque SD</p>
 <p>New York Alexander CSD</p>	 <p>Texas Alief ISD</p>
 <p>Iowa</p>	 <p>South Carolina</p>

2. When you search for 'Hopkins', the blue lion icon will appear. Click on the blue lion icon.



3. When you click on this, you will be prompted to input your username and password. Your username is the first four letters of your last name, the first four letters of your first name, and the last four digits of your student ID. For example, Elvis Demo ID: 0001234, So the username will be DemoElvi1234. The password is the capital first letter of the first name, the capital first letter of the last name, and then the student's Lunch PIN. For example, ED123456. Please be sure to toggle on the "Remember me" button below the sign in button.



4. You will then be able to access all of the apps within the Classlink library.

