

**MUSYAWARAH GURU MATA PELAJARAN (MGMP)**  
**BAHASA INGGRIS SMP**  
**KABUPATEN CILACAP**

---

**ASESMEN SUMATIF TENGAH SEMESTER GASAL**  
**SEKOLAH MENENGAH PERTAMA (SMP)**  
**TAHUN PELAJARAN 2025/2026**  
**KURIKULUM MERDEKA**

---



Mata Pelajaran : Bahasa Inggris  
Kelas : IX (Sembilan)  
Hari / Tanggal : Rabu, 24 September 2025  
Waktu : Pukul 07.30 - 09.30 WIB (120 Menit)

---

**PETUNJUK UMUM :**

1. Berdoalah sebelum mengerjakan soal.
  2. Tulislah terlebih dahulu nomor peserta Anda pada lembar jawaban yang telah disediakan.
  3. Periksa soal-soal sebelum Anda menjawabnya, laporkan kepada Pengawas Asesmen Tengah Semester 1 kalau terdapat tulisan yang kurang jelas, rusak, atau jumlah soal kurang.
  4. Jumlah soal sebanyak 40 butir, terdiri dari 25 pilihan ganda, 10 pilihan ganda kompleks, dan 5 uraian. Semua soal harus dijawab.
  5. Dahulukan mengerjakan soal-soal yang Anda anggap mudah.
  6. Kerjakan pada lembar jawaban yang disediakan, dengan menggunakan bolpoint/pulpen yang bertinta biru atau hitam.
  7. Apabila ada jawaban yang Anda jawab ternyata salah dan Anda ingin memperbaikinya, coretlah dengan dua garis lurus mendatar pada lembar jawaban Anda yang salah, kemudian beri tanda silang (X) pada huruf yang Anda anggap benar  
Contoh : Pilihan semula : a b c d  
Dibetulkan : ~~a~~ b c d
  8. Periksa pekerjaan Anda sebelum diserahkan kepada Pengawas
- 

**I. MULTIPLE CHOICE**

**Choose the correct answer by crossing a, b, c, or d on your answer sheet.**

1. Arrange these jumble sentence into a good dialog!

- |   |
|---|
| <ol style="list-style-type: none"><li>1. Agung : That's a good point.</li><li>2. Agung : How about a new coffee shop on Jalan Melati?</li><li>3. Agung : Oh, I see. What do you think about the one near the park?</li><li>4. Arga : It's a bit crowded for me.</li><li>5. Arga : Yes, and I like it because it's not too noisy, so we can talk easily.</li><li>6. Arga : It's a nice place. It has a great atmosphere and the coffee is amazing.</li></ol> |
|---|

The Correct order is....

- |                          |                          |
|--------------------------|--------------------------|
| a. 2 – 4 – 3 – 6 – 1 – 5 | c. 1 – 4 – 2 – 5 – 3 – 6 |
| b. 2 – 4 – 1 – 6 – 3 – 5 | d. 4 – 1 – 5 – 2 – 6 – 3 |

**The text is for questions no. 2 and 3:**

Rizky	: Do you like the new school rule?
Yusuf	: Yes, I think it's good.
Rizky	: Why do you think so?
Yusuf	: Because it helps us be more disciplined.

Rizky	: Do you think everyone will follow the rule?
Yusuf	: I believe so, because it's important for our school.
Rizky	: So, do you agree with the new rule?
Yusuf	: Yes, I agree.

2. The expression of giving opinion in the dialog above is ....
  - a. I think it's good.
  - b. Why do you think so?
  - c. So, do you agree with the new rule?
  - d. Because it helps us be more disciplined.
3. *"Because it helps us be more disciplined"*. The word "It" refers to ....
  - a. Rizky's opinion
  - b. the new school rule
  - c. being more disciplined
  - d. the school environment
4. Read and complete the following dialog.

Andi	: Have you seen the new town park? It looks so clean now.
Budi	: Yes, I went there this morning. It's much better than before.
Andi	: I heard they added more seats.
Budi	: That's right. And the lighting is a lot better at night.
Andi	: That's good. ...
Budi	: Well, I think it's a bit too large for the space.

- a. Is there a new fountain?
- b. How do you feel to be there?
- c. What are you doing in the new park?
- d. What do you think about the new fountain?

The text below is for questions number 5-8.

### Iodine Tincture 2% Mild USP First Aid Antiseptic

**Alcohol 47%**

**Helps prevent infection in minor cuts, scrapes, and burns.**

**Flammable: Keep from spark, heat, or flame.**

**1 FL OZ (30ml)**

#### **Drug Facts**

**Active ingredient:** Iodine Tincture, USP 2% Mild

**Purpose:** First Aid Antiseptic

**Indication:** To help prevent infection in minor cuts, scrapes, and burns.

**Warnings: For external use only.**

**Ask a doctor if you have:**

- deep or puncture wounds
- animal bites
- serious burns.

**Stop use and ask a doctor if:**

- the condition persists or gets worse, or if using for longer than one week.

**When using this product:**

- do not use in the eyes. If contact occurs, flush with large amounts of water while lifting upper and lower lids.
- do not apply over large areas of the body.

**Keep out of reach of children.** In case of accidental ingestion, give milk then give a starch solution made by mixing 2 tablespoons of cornstarch or flour to a pint of water. Contact a Poison Control Centre immediately.

**Directions**

- Clean the affected area
- Apply a small amount to the affected area 1-3 times daily. May be covered with a sterile bandage. If bandaged, let dry first.

**Other information:** will stain skin or clothing.

**Distributed by:** CDMA Inc.

5. What is the purpose of the text?
  - a. to advertise the medicine.
  - b. to explain the history of the medicine.
  - c. to inform how to use the medicine safely.
  - d. to describe the packaging of the medicine.
6. The word "**Flammable**" in the label means that the product ....
  - a. is able to catch fire easily.
  - b. can be damaged by heat.
  - c. should be refrigerated
  - d. can be used on burns.
7. According to the label, which statement is TRUE about how this product should be used?
  - a. It should be applied to deep wounds.
  - b. It is safe for children to apply themselves.
  - c. It can be applied over large areas of the body.
  - d. It can be covered with a sterile bandage after it dries.
8. Why is it important to "Keep out of reach of children"? Because it is to ....
  - a. prevent accidental ingestion.
  - b. avoid them getting it in their eyes.
  - c. forbid them from playing with the product.
  - d. protect the product from staining their clothes.

**The text below is for questions number 9-11.**

	<p style="text-align: center;"><b>Cold Green Tea</b></p> <p><b>Usage Instructions:</b></p> <ul style="list-style-type: none"><li>• Shake well before use.</li><li>• Serve chilled.</li><li>• Refrigerate after opening.</li></ul> <p><b>Expiration Date:</b> Exp: 05/2024</p> <p><b>Main Ingredients:</b> Green tea, water, sugar, natural flavoring</p> <p><b>Nutrition Information</b> (per 250ml):</p> <ul style="list-style-type: none"><li>• Calories: 60kcal</li><li>• Total Fat: 0g</li><li>• Carbohydrates: 15g</li><li>• Sugar: 15g</li><li>• Protein: 0g</li></ul>
---	--



should the green tea be "Serve chilled"?

- a. It helps maintain the beverage's nutritional values.

9. Why

- b. It makes the taste more refreshing and enjoyable.
  - c. It assists the body in absorbing the sugar content.
  - d. It slows down the growth of all the bacteria.
10. According to the text, what should you do with the bottle after you open it?
- a. put the bottle in the refrigerator.
  - b. keep the bottle in a warm place.
  - c. throw the bottle away after drinking
  - d. store the bottle in a dark, dry cabinet.
11. What can be concluded about the ingredients and flavor of this product?
- a. It is made from a blend of different teas and spices.
  - b. It is a sugary beverage with an artificial flavoring.
  - c. It is made primarily from water, green tea, and sugar.
  - d. It is a sweet drink that contains a lot of fresh fruit juice.

The text below is for questions number 12-15.

<p><b>INDICATIONS:</b> For use as a supplemental nutritive source of vitamins A and D in cattle, sheep and swine.</p> <p><b>CAUTION:</b> Do not inject into meat animals within 60 days of marketing.</p> <p><b>DOSAGE AND ADMINISTRATION:</b> Inject intramuscularly or subcutaneously preferably in the neck area using aseptic technique.</p> <p><b>Calves-</b> 1/2 to 1 mL.  <b>Adult Cattle-</b> 2 to 4 mL.  <b>Lambs-</b> 1/4 to 1/2 mL.  <b>Adult Sheep-</b> 1 to 2 mL.  <b>Weaning Pigs-</b> 1/4 to 1/2 mL.  <b>Adult Swine-</b> 1 to 2 mL.</p> <p>These suggested dosages may be repeated after 60 days, if necessary.</p> <p>V-0332-05                      Iss. 8-97</p>	<h1 style="margin: 0;">VITAMIN A D</h1> <hr/> <p>INJECTION</p> <hr/> <p><b>FOR ANIMAL USE ONLY</b></p> <p><b>KEEP OUT OF REACH OF CHILDREN</b></p> <p>NET CONTENTS: 250 mL</p> <div style="text-align: center;">  </div>	<p><b>COMPOSITION:</b> Each mL of sterile solution contains:</p> <p>Vitamin A . . . . . 500,000 IU  Vitamin D<sub>3</sub> . . . . . 75,000 IU</p> <p>In an emulsifiable base with vitamin E (antioxidant), N-methylpyrrolidone, polyoxyethylated (30) castor oil, propylene glycol dicaprylate, polyoxyethylene (20) sorbitan monooleate and benzyl alcohol 2%.</p> <p><b>Store at controlled room temperature between 15° and 30° C (59-86° F).</b></p> <p><b>Protect from light and excessive heat.</b></p> <div style="text-align: center;">  </div> <p>Lot No.                      Exp. Date</p>
---	---	--

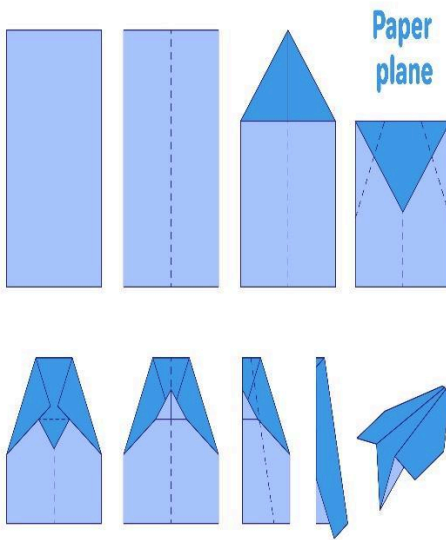
MANUFACTURED BY SPARHAK LABORATORIES, INC. LENEXA, KS 66215 USA

12. Who is the target audience of this product label?
- a. farmers who sell animals for meat.
  - b. veterinarians and animal owners.
  - c. meat consumers who are concerned about their health.
  - d. laboratory technicians who study animal diseases.
13. "Inject intramuscularly or subcutaneously preferably in the neck are using **aseptic technique**." The word "**aseptic**" means ....
- a. sterile
  - b. painful
  - c. insecure
  - d. quick.
14. According to the instructions, which type of animal requires the highest dosage of the product?
- a. lambs
  - b. calves
  - c. adult swine
  - d. adult cattle
15. Which of these actions would most likely make the medicine expire sooner than it should?
- a. giving the right amount of medicine to the animal.

- b. storing the bottle in a sunny place on a warm windowsill.
- c. keeping the bottle closed tightly when you are not using it.
- d. putting the medicine in a room that is between 15° and 30°C.

The text below is for questions number 16-18.

### How to Make a Paper Airplane

	<p>Here's how to make a paper airplane that can fly far and straight.</p> <ol style="list-style-type: none"> <li>1. Take a piece of A4 or letter-sized paper.</li> <li>2. Fold the paper in half lengthwise (from top to bottom). Unfold it again.</li> <li>3. Fold the two top corners to the center, aligning them with the main crease line.</li> <li>4. Fold the newly formed top section down, so its point touches the main crease line.</li> <li>5. Fold the two top corners to the center again. This will create a more streamlined arrow shape at the front.</li> <li>6. Fold the entire plane in half, with the folded sections on the outside.</li> <li>7. Fold the wings on each side. Make sure the wing folds are parallel to the main body.</li> <li>8. Open the wings a little, and your plane is ready to fly!</li> </ol>
--	---

16. According to the text, what is the main purpose of the instructions? It is to ....
  - a. explain the history of paper airplanes.
  - b. teach how to fold paper into various shapes.
  - c. describe the different types of paper suitable for crafts.
  - d. provide steps for making a paper airplane that can fly well.
17. Step 2 asks you to fold and unfold the paper. What is the consequence if you do not unfold the paper?
  - a. You will not be able to hold the plane well when trying to fly it.
  - b. The wings of the plane will become too narrow so the plane cannot fly well.
  - c. The paper will tear when you try to make the next fold in the following steps.
  - d. You will have difficulty folding the next corners because there is no guide crease line.
18. In step 4, the word "its" refers to the point of ....
  - a. the newly formed top section.
  - b. the entire piece of paper.
  - c. the main crease line.
  - d. the plane's wings.

The text below is for questions number 19-21.

### How to use Projector

Turn on the computer or video equipment you want to use before you turn on the projector so it can display the image source.

1. Connect the power cord to the projector's power inlet. Flip the power cable holder over the plug as shown.
2. Plug the power cord into an electrical outlet.
3. Turn on the power switch on the side of the projector. The projector's On/Standby light flashes briefly and then turns blue. This indicates that the projector is receiving power.

4. Press the **On** button on the projector or remote control to turn on the projector. The projector beeps and the Status light flashes blue as the projector warms up. After about 30 seconds, the Status light stops flashing and turns blue

Make sure no objects are blocking the light from the projector lens. Objects blocking the lens for an extended time can melt and light that is reflected back into the lens can cause the projector to malfunction.

If you do not see a projected image right away, try the following:

- Make sure the lens cap is off.
- Turn on the connected computer or video device.
- Insert a DVD or other video media and press the play button, if necessary.
- Press the **Search** button on the remote control to detect the video source, or press one of the source buttons on the remote control or projector.

19. Who are supposed to benefit from reading this text?
- a. teacher, presenter, manager
  - b. translator, actor, editor
  - c. technician, electrician, librarian
  - d. driver, carpenter, veterinarian
20. Why should the computer or video device be turned on before the projector? It is to ....
- a. warm up the power of the projector.
  - b. allow the projector to display the image source immediately
  - c. test whether the projector's lamp is working
  - d. prevent the remote control from malfunctioning
21. What is one thing you should not do when using the projector?
- a. connect the power cord.
  - b. turn on the computer first.
  - c. block the lens with an object.
  - d. put the lens cap back on when finished.

**The text below is for questions number 22-25.**

Shifa	: Wow, Zahra, the kitchen smells amazing! Are you doing a cooking experiment?
Zahra	: Haha, something like that! I'm trying to follow my grandmother's recipe to make klepon.
Shifa	: I love these! It looks so complicated, though. What's the secret to getting that perfect chewy texture?
Zahra	: Well, according to her instructions, you have to mix the glutinous rice flour with rice flour first. That's what makes the dough so soft and bouncy. And for the green color, I'm using pandan paste. It's so much easier than using fresh leaves.
Shifa	: Oh, good tip! And what about the palm sugar? My friends sometimes has hard sugar inside.
Zahra	: That's because the palm sugar wasn't chopped finely enough. The trick is to put a small, finely-chopped piece inside before you form the balls. And you have to make sure the water is boiling before you drop them in.
Shifa	: That makes sense! I always wondered why they were so perfect. So, is the final step just rolling them in coconut?
Zahra	: Almost. After they float, you take them out and immediately roll them in the fresh grated coconut. The heat makes the coconut stick perfectly. It's a simple process, but the details really matter.

22. What is the main topic of Shifa and Zahra's conversation?
- a. how to store and preserve a sweet dessert for a long time.
  - b. comparing different recipes for a dessert that uses coconut.
  - c. the best ways to get fresh ingredients for a traditional food.
  - d. the detailed instructions for making a special traditional treat.

23. Which action takes place immediately after the klepon has been cooked in the boiling water?
- The water is brought to a boil in the pot.
  - The klepon is rolled in fresh grated coconut.
  - The palm sugar is inserted into the dough balls.
  - The dough balls are formed from the mixed flour.
24. "*The **trick** is to put a small, finely-chopped piece inside*"? The word "**trick**" means a ....
- secret skill or a smart way of doing something.
  - mistake that can ruin the entire cooking process.
  - joke that Zahra is playing on her friend, Shifa.
  - magic act that can make the food taste better.
25. "*Almost. After they float, you take them out ...*," What does the word "**they**" refer to?
- the small, finely-chopped pieces of palm sugar.
  - the finished dough balls that are floating.
  - the fresh leaves that are used for coloring.
  - the freshly grated coconut for rolling.

## II. COMPLEX MULTIPLE CHOICE

Choose the correct answer by crossing a, b, c, or d on your answer sheet.

- If statement 1, 2, and 3 are correct.
- If statement 1 and 3 are correct.
- If statement 2 and 4 are correct.
- If only statement 4 is correct.

The dialog is for questions number 26-27.

Leo	: Hey, Salma! Have you seen that new documentary about Putri Arian? I think her journey is so inspiring. What's your opinion about her recent success?
Salma	: I totally agree, Leo. In my view, she's an incredible role model, not just for musicians, but for everyone. Her perseverance is amazing.
Leo	: I couldn't agree more. She's really put Indonesia on the global map. But what about the young actor, Aliando Syarief? What do you think about his latest movie?
Salma	: Hmm, to be honest, I think he's a great actor, but I feel like his recent roles are all a bit similar. I'd love to see him try something different.
Leo	: That's an interesting point. I guess I see what you mean. On the other hand, I think he's just found his strong suit. What's your take on his recent music album?
Salma	: From my perspective, it's a big step forward for him. It's more mature and the lyrics are very powerful. I think he's finally finding his voice as a singer.

26. According to the dialogue, which of the following statements are correct?
- Leo and Salma have different opinions about Putri Arian.
  - The dialogue is a discussion about two popular Indonesian public figures.
  - The dialogue is about making plans to watch a new movie together.
  - Leo and Salma have different opinions on Aliando Syarief's acting roles.

The correct answer for the question is ....

- |                 |             |
|-----------------|-------------|
| a. 1, 2, and 3. | c. 2 and 4. |
| b. 1 and 3.     | d. only 4.  |

27. Which of the following statements can be inferred about the speakers and their conversation?

- 1) The speakers are close friends having a casual discussion.
- 2) The speakers are debating and disagreeing on most of the topics.
- 3) The main purpose of their conversation is to exchange personal ideas and opinions.
- 4) The conversation takes place in a formal setting, like a school presentation.

The correct answer for the question is ....

- |                 |             |
|-----------------|-------------|
| a. 1, 2, and 3. | c. 2 and 4. |
| b. 1 and 3.     | d. only 4.  |

**The dialog is for questions number 28-29.**

Alfa : Hey, Risky. I was thinking about the pressure to always look perfect on social media. What's your take on it?

Risky : I think it's a huge problem, to be honest. In my opinion, it makes everyone feel like their lives aren't good enough.

Alfa : I completely agree with you. From my point of view, it can really hurt a teenager's self-esteem and mental health.

Risky : That's so true. I also believe it creates a lot of stress for young people."

Alfa : And what do you think about the amount of time people spend online? Do you think it's healthy?

Risky : Well, I feel like it depends on how you use it. It's not necessarily a bad thing, but it's easy to get lost in it.

28. Which of the following expressions from the dialogue are used to state an opinion?

- 1) What do you think about
- 2) I think it's a huge problem, to be honest.
- 3) What's your take on it?
- 4) In my opinion, it makes everyone feel like their lives aren't good enough.

The correct answer for the question is ....

- |                 |             |
|-----------------|-------------|
| a. 1, 2, and 3. | c. 2 and 4. |
| b. 1 and 3.     | d. only 4.  |

29. According to the dialogue, which of the following statements about Risky's personality can be concluded?

- 1) Risky thinks social media is a completely bad thing for young people.
- 2) Risky is an open-minded person who sees both the pros and cons of an issue.
- 3) Risky is unwilling to share his opinion with others.
- 4) Risky has a strong belief that social media helps people stay connected.

The correct answer for the question is ....

- |                 |             |
|-----------------|-------------|
| a. 1, 2, and 3. | c. 2 and 4. |
| b. 1 and 3.     | d. only 4.  |



The text is for questions number 30-32.

**PINEAPPLE, COCONUT & BANANA**

**A blend of apple juice, banana, pineapple juice and coconut milk**

---

**Ingredients:**  
Apple Juice (42%), Banana Puree (21%) [Banana Puree, Lemon Juice], Pineapple Juice (20%), Coconut Milk (17%)

**Storage:**  
Keep refrigerated. Once opened consume within 1 day. Do not exceed the Use By date.

**250ml**  
For Use By: See lid

<b>NUTRITION:</b>		Typical values Per 100ml
<b>Energy:</b>	271kJ/65kcal	
<b>Fat:</b>	2.5g	
Of which saturates	2.3g	
<b>Carbohydrate:</b>	9.6g	
Of which sugars	9.4g	
<b>Fibre:</b>	0.6g	
<b>Protein:</b>	0.6g	
<b>Salt:</b>	Trace	

30. According to the product label, which of the following is the most accurate conclusion about its purpose?
- 1) The label is primarily designed to help a customer determine the taste of the smoothie.
  - 2) The label provides a detailed recipe for how to make the smoothie at home.
  - 3) The label is only useful for people on a strict diet.
  - 4) The label is made to provide legally required information about the product's contents and handling.

The correct answer for the question is ....

- |                 |             |
|-----------------|-------------|
| a. 1, 2, and 3. | c. 2 and 4. |
| b. 1 and 3.     | d. only 4.  |

31. What is the meaning of the word "**Trace**" as it is used in the nutrition table?
- 1) It refers to a large amount of a substance in the product.
  - 2) It indicates an exact amount of 0.6 grams in the drink.
  - 3) It means that the amount is too high for the drink to be considered healthy.
  - 4) It means a very small quantity that is present, but almost too small to measure.

The correct answer for the question is ....

- |                 |             |
|-----------------|-------------|
| a. 1, 2, and 3. | c. 2 and 4. |
| b. 1 and 3.     | d. only 4.  |

32. According to the "Storage" section, what is the meaning of the word "exceed"?
- 1) It means to open the product before the specified date.
  - 2) It means to place the product in a refrigerator to keep it cold.
  - 3) It means to consume the product exactly on the date written on the lid.
  - 4) It means to go beyond a specific limit or amount, such as a date.

The correct answer for the question is ....

- |                 |             |
|-----------------|-------------|
| a. 1, 2, and 3. | c. 2 and 4. |
| b. 1 and 3.     | d. only 4.  |

The text is for questions number 33-35.

### Indonesian Coconut Rice

#### Ingredients:

- |                              |                                |
|------------------------------|--------------------------------|
| - 2 cups jasmine rice        | - 1 can (400 ml) coconut milk  |
| - 2 cups water               | - 2 lemongrass stalks, smashed |
| - 4 kaffir lime leaves, torn | - 2 pandan leaves, knotted     |
| - 3 cloves garlic, minced    | - 2 shallots, minced           |
| - 1 tsp salt                 | - 1 tsp sugar                  |

#### Methods:

1. Wash the jasmine rice under cold water until the water runs clear. Drain well.
2. In a pan, sauté the minced garlic and shallots over medium heat until fragrant and golden brown.
3. In a large pot or rice cooker, combine the rinsed rice, sautéed garlic and shallots, coconut milk, water, lemongrass, kaffir lime leaves, pandan leaves, salt, and sugar.
4. If using a rice cooker, set it to the "cook" function and let it run. If using a pot, bring the mixture to a boil over medium heat. Reduce the heat to low, cover, and let it simmer for about 15-20 minutes or until the rice is tender and the liquid is absorbed. Avoid stirring during cooking.
5. Once cooked, let the rice sit covered for about 10 minutes. This helps to make the rice **fluffy** and allows the flavours to meld.
6. Fluff the rice with a fork before serving. The Indonesian coconut rice can be enjoyed with various side dishes like fried chicken, tempeh, or sambal. Enjoy your flavourful coconut rice!

33. The recipe is written for?

- 1) people who appreciate traditional Indonesian meals.
- 2) someone who has no prior experience in cooking at all.
- 3) someone who is cooking meals for family or friends.
- 4) people who want to learn how to cook without using any kitchen tools.

The correct answer for the question is ....

- |                 |             |
|-----------------|-------------|
| a. 1, 2, and 3. | c. 2 and 4. |
| b. 1 and 3.     | d. only 4.  |

34. According to the "Methods" section, which of the following statements correctly explain why the jasmine rice should be washed?

- 1) It is to make the rice taste sweeter.
- 2) It is to remove the excess starch from the grains.
- 3) It helps the rice to absorb the water more quickly.
- 4) It helps prevent the rice from being too sticky after it is cooked.

The correct answer for the question is ....

- |                 |             |
|-----------------|-------------|
| a. 1, 2, and 3. | c. 2 and 4. |
| b. 1 and 3.     | d. only 4.  |

35. According to the "Methods" section, what is the meaning of the word "**fluffy**" when describing the rice?

- 1) It refers to the rice being very sticky and heavy.
- 2) It means the rice is hard and not properly cooked.
- 3) It means the rice is too soft and watery.
- 4) It means the rice is light, soft, and has separated grains.

The correct answer for the question is ....

- |                 |             |
|-----------------|-------------|
| a. 1, 2, and 3. | c. 2 and 4. |
| b. 1 and 3.     | d. only 4.  |

36. Look at the picture!



## The use of technology in school learning



## The influence of social media on teenagers

Make a dialog between 2 persons, with at least 4 sentences about **asking and giving opinion**. Choose one of the situations above.

.....

.....

.....

.....

37. Read the food label below. Then, complete the table according to the label.

CHEEZ-IT ORIGINAL Baked Snack Crackers	
<b>Ingredients:</b> Enriched flour, vegetable oil, cheese made with skim milk. <b>Contains 2% or less of</b> salt, paprika, yeast, paprika extract colour, soy lecithin. <b>CONTAINS WHEAT, MILK, AND SOY INGREDIENTS.</b> <b>Use By:</b> 12/11/2025	
Nutrition Facts	
Serving size	1 Pouch (42g)
Amount per serving	
Calories	210
	% Daily Value
<b>Total Fat 11g</b>	<b>14%</b>
Saturated Fat 2.5g	<b>13%</b>
<b>Cholesterol 0mg</b>	<b>0%</b>
<b>Sodium 320mg</b>	<b>14%</b>
<b>Total Carbohydrate 24g</b>	<b>9%</b>
Dietary Fiber <1g	<b>3%</b>
Includes 0g Added Sugars	<b>0%</b>
<b>Protein 5g</b>	

No.	Facts	Statements
1.	Brand of the product	...

2.	Content / Amount	...
3.	Ingredients	...
4.	Expiration date	...

38. Fill in the blanks with the suitable words.

<p style="text-align: center;"><b>Plong-Man</b> <b>Headache Medicine</b></p> <p><b>Active Ingredient:</b> Ibuprofen 200mg  <b>Purpose:</b> Pain reliever, fever reducer  <b>Uses:</b> For the temporary relief of headache, toothache, muscle aches, and fever.  <b>Directions:</b></p> <ol style="list-style-type: none"> <li>1. (a) ... one tablet every 4 to 6 hours.</li> <li>2. Do not exceed the (b) ... dose per day.</li> <li>3. Keep out the reach of (c) ... and pets</li> <li>4. Swallow the tablet (d) ....</li> </ol> <p><b>Storage:</b> In a cool, dry place.  <b>Distributed by:</b> Play-On Products</p>
--

39. Arrange the following sentences into a good procedure text.

1. Remove from heat and strain the liquid into a cup or mug.
2. Peel the ginger and slice it thinly.
3. Enjoy your hot ginger drink!
4. Reduce the heat and let it simmer for about 10-15 minutes.
5. Add palm sugar or honey to taste.
6. Add the ginger slices to the boiling water.
7. In a pot, bring 2 cups of water to boil.

40. Fill in the blanks with the suitable words.

<p style="text-align: center;"><b>How to Connect a Bluetooth Headset to Your Laptop/PC</b></p> <p>Procedure:</p> <ol style="list-style-type: none"> <li>1. Make sure your Bluetooth headset is ...(a).</li> <li>2. Put the headset into pairing mode.</li> <li>3. Then, ...(b) the Bluetooth function on your laptop or PC.</li> <li>4. Wait for the computer to find your ...(c).</li> <li>5. Select the headset from the list on the screen.</li> <li>6. The headset should now be connected ...(d).</li> </ol>
---

**KUNCI JAWABAN ASESMEN SUMATIF TENGAH SEMESTER GASAL  
SMP KABUPATEN CILACAP  
TAHUN PELAJARAN 2025 / 2026**

**MATA PELAJARAN : BAHASA INGGRIS  
KELAS : IX (SEMBILAN)**

**I. PILIHAN GANDA  
COMPLEX**

1.	A	6.	A	11.	C	16.	D	21.	C
2.	A	7.	D	12.	B	17.	D	22.	D
3.	B	8.	A	13.	A	18.	A	23.	B
4.	D	9.	B	14.	D	19.	A	24.	A
5.	C	10.	A	15.	B	20.	B	25.	B

**II. PILIHAN GANDA**

**III. URAIAN**

36. Contoh dialog

**1. The use of technology in school learning**

Rizky : "What do you think about using laptop and tablets in the classroom?"

Amira: "In my opinion, it's really helpful. It makes learning more interactive and fun."

Rizky : "I agree with you. I also think it helps us get ready for the future."

Amira: "Yes, and it gives us access to so much information."

**2. The influence of social media on teenagers**

Sarah : "Do you believe social media has a big influence on teenagers?"

Ben : "From my point of view, yes. It can create a lot of pressure to look and act a certain way."

Sarah : "I see what you mean. But don't you think it also helps us stay connected?"

Ben : "That's true. However, I still believe the negative influence on their mental health is more serious."

(Or any other correct answer)

26.	C	31.	D
27.	B	32.	D
28.	C	33.	B
29.	C	34.	C
30.	D	35.	D

37.

No.	Facts	Statements
1.	Brand of the product	CHEEZ-IT ORIGINAL
2.	Content / Amount	1 Pouch (42g)
3.	Ingredients	Enriched flour, vegetable oil, cheese made with skim milk.
4.	Expiration date	12/11/2025

38. a. take      b. recommended      c. children      d. carefully  
(Or any other correct answer)

39. The correct arrangement is **2 – 7 – 6 – 4 – 5 – 1 – 3**

40. a. on      b. turn      c. device      d. correctly  
(Or any other correct answer)

**NORMA PENILAIAN**

Skor Nilai			Keterangan
No Soal	Jenis Soal	Skor Maksimal @Soal	

Soal No 1 – 25	a. Pilihan Ganda	2	A
Soal No 26 - 35	b. Pilihan Ganda Kompleks	3	B
Soal No 35 - 40	c. Essei	4	C
	<b>Nilai Total</b>		<b>a + b + c</b>