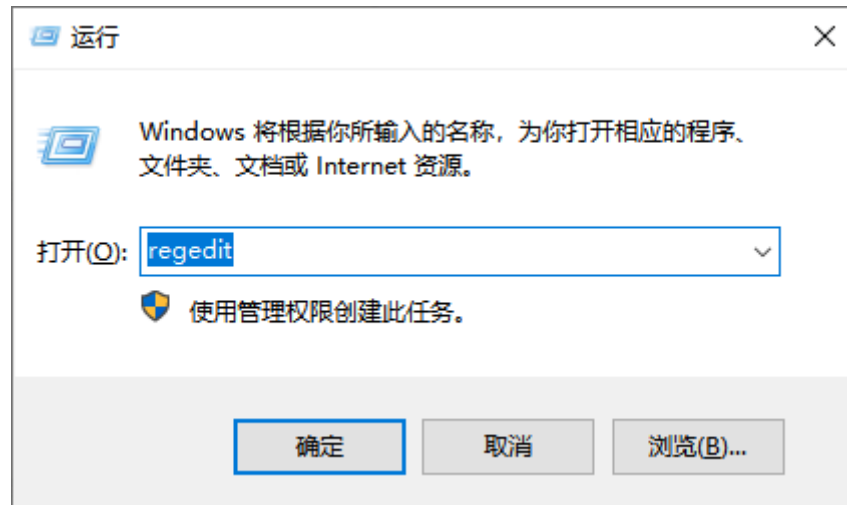


## Step-by-Step Guide

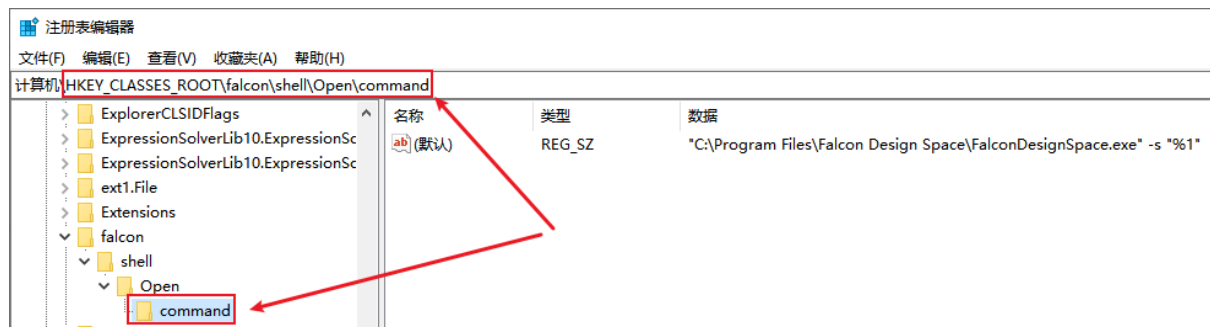
To fix issues related to the URL protocol path, follow the steps below:

**Step 1:** Press **Win + R**, type **regedit**, and press Enter to open the Registry Editor.

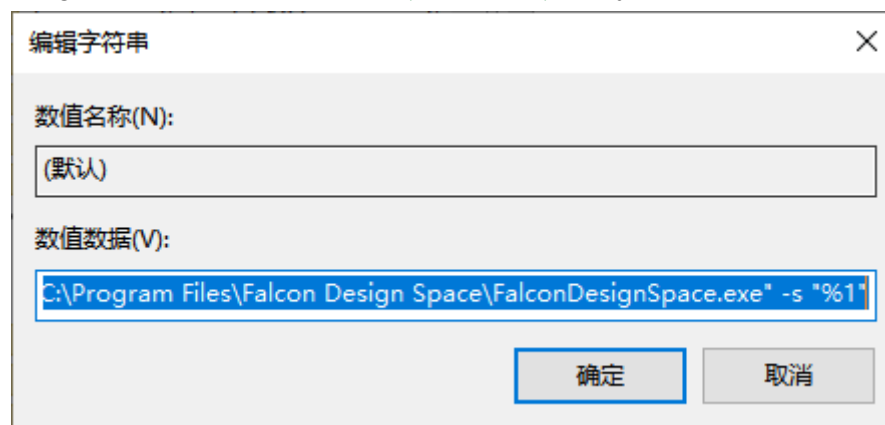


**Step 2:** Navigate to the following registry key:

**HKEY\_CLASSES\_ROOT\facon\shell\Open\command**



**Step 3:** In the right pane, double-click the **(Default)** entry to view its value data.



**Step 4:** Check the path for any double backslashes (\\). If found, replace them with single backslashes (\) to ensure the path is correctly formatted.

**Step 5:** If the installation path is:

**C:\Program Files\Falcon Design Space\FalconDesignSpace.exe**

enclose the entire path in double quotes ("), especially since it contains spaces.

**Step 6:** The correct format should look like this:

```
"C:\Program Files\Falcon Design Space\FalconDesignSpace.exe" -s "%1"
```