

MKE River Challenge Regatta Timeline & Information

Hello Rowers, Coxswains, and Coaches,

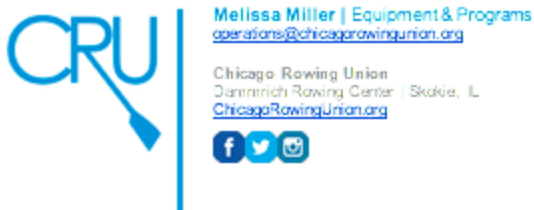
If you are competing at the upcoming [Milwaukee River Challenge](#), please read the information that follows to plan your schedule for the week leading up to the regatta and for the day of competition. This information includes timelines for *de-rigging*, *trailer*, *race day(s)*, *unloading the trailer when it returns to the boathouse*, and *re-rigging*. ALL participants are expected to assist with ALL aspects of regatta preparation.

If you are not competing, but are considering attending the regatta to cheer on your CRUmates and watch some fantastic racing, please know that we love it when we have fans there! It's a great way to spend time getting to know new teammates as well as visiting with old friends. Regattas tend to be composed of multiple periods of "hurry up and wait" so there is plenty of time to eat and be social. Wear your CRU gear if you have some and embrace the fact that we will probably press you into service to carry shoes, oars, and sometimes boats.

This is a lot of information so please read it carefully. Feel free to contact your coach(es), or me if you have any questions.

Thank you, everyone!

Melissa



If This is Your First Regatta:

This regatta takes place at the [Milwaukee Riverwalk District](#) and is hosted by [The Milwaukee Rowing Club](#). Participation in this regatta requires travel to a location in Wisconsin approximately 80 miles from [Dammrich Rowing Center](#). Each participant is responsible for arranging their travel to the regatta site and funding their participation, including travel, food and drinks, and accommodations if they choose to stay overnight.

Be prepared for unpredictable weather - anything can happen! Check your favorite weather app before leaving home to make sure you are prepared and comfortable for any situation. There's nothing more uncomfortable than sitting on the side of a river dressed all wrong! Bring an extra jacket, blanket, and hat even if you don't think you'll need it...someone else might. Pack an extra outfit to change into. While rare, it does happen that an athlete falls in the water. You'll be thankful for dry undies on the ride home!

Allow plenty of time to get to the venue and to park, especially if it is your first time there. Coordinating with teammates to ride together is the best option so that there are fewer cars to park and so that no one has to go alone. The walk to the competition site is often long. Be prepared! Inevitably it will be dusty or muddy so wear appropriate shoes. Expect the unexpected!

From the host club:

The Men's eights will launch as soon as the last boat in the women's four race passes the launch dock and before the women's fours are recovered. Notify the Dockmaster of any athlete/equipment in the women's fours event needed in the men's eight event BEFORE launching the women's fours. Also notify the Marshal Boat after the race so you can be directed to the dock early. Women's eights will be the third launch and all women's eights will launch before any men's eights are recovered.

Each launch follows the preceding launch without any time gap. Accordingly, launch and race times after the first launch of the regatta are only estimates. It is expected that each succeeding launch will proceed quickly. The regatta reserves the right to delay or advance the starting times for any launch to accommodate non-regatta vessels transiting the safety area.

If any boat is being scratched, call (608) 658-6175 or, on race day, notify the Clerk of Course at the Schlitz Park boat area as soon as possible.

SPECTATOR INFO

The Milwaukee River Challenge consists of 4 events – Women's & Men's 4+s and Women's & Men's 8s, with a tentative schedule below:

*8:30 a.m. - 9:30 a.m. Women's 4+
10:00 a.m. - 11:00 a.m. Men's 8+
12:00 p.m. - 12:30 p.m. Women's 8+
1:30 p.m. - 2:00 p.m. Men's 4+*

For further information on the activity along the river, please note:

Crews will be traveling from the launch site at Schlitz Park to the start line at 25th & Canal Streets during the 30 minutes prior to the race times.

Due to the nature of Milwaukee's rivers and race logistics, there will be gaps in the activity along the river. Please feel free to join us at the launch site at Schlitz Park, where you can watch all that goes into getting boats in and out of the water, check out the official results and listen to our entertaining race commentators.

What to Pack - An Athlete & Spectator Checklist:

- Dress for the weather; consider the season; remember temperatures can vary as the day progresses; think layers!
- Hot Hands – hand warmers
- Chair or blanket to sit on
- Umbrella and/or raincoat
- Binoculars
- Something to pass the time (phones, books, cards, etc., backup phone charger)
- Water bottle
- Sunscreen
- Bug spray
- Chapstick
- Hand Sanitizer
- Cash or debit/credit card; there are usually food and regatta gear tents
- Warm-ups to wear while not racing
- Layers for racing
- Hat/visor or bandana
- Sunglasses/glasses/contacts and solution
- Uni or gray CRU shirt and black trou to compete in
- Slip-on shoes to wear while walking to the dock for your race; you have less than a minute to get off and on the dock; the dockmaster will not patiently wait for you to untie/tie your shoes
- Socks (3-4 pair)
- Bags for wet clothing
- Changes of clothes in case you get soaked, as well as to go home in (packed in Ziplock bags to keep them dry if the ground/bag gets wet)

Regatta Details

“The 19th Annual Milwaukee River Challenge will splash into town on Saturday, September 21th, 2018 with racing along the Menomonee and Milwaukee Rivers. More than 900 participants are expected to participate in the 3-Mile Challenge, which starts at

25th and Canal Streets on the Menomonee River and proceeds east to the junction with the Milwaukee River. Crews then navigate a 90-degree angle turn as they head north toward the finish line at Schlitz Park, just below Pleasant Street. Spectators can enjoy the race from the Milwaukee Riverwalk or more than a dozen bridges, restaurants and other vantage points that dotted the course which offers spectators intimate views of the racing and blade work.”

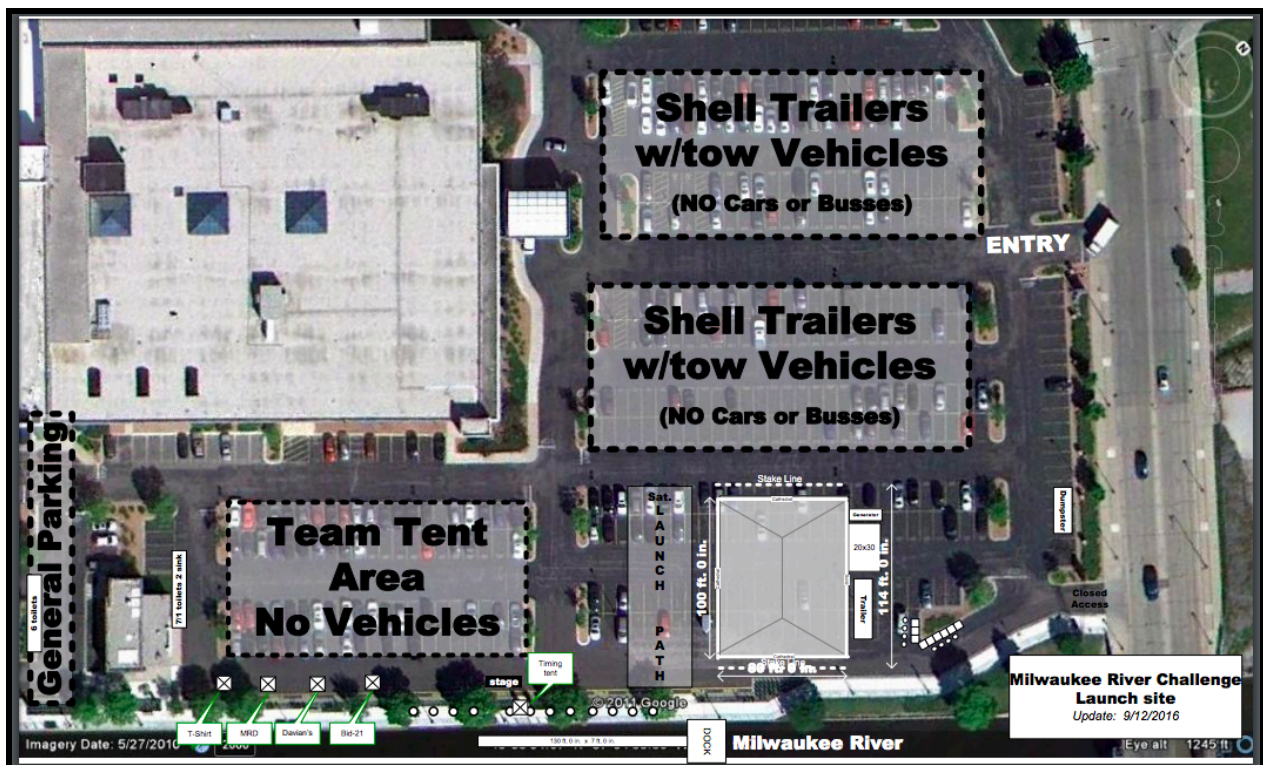
More information can be found [HERE](#).

Milwaukee Riverwalk District Location:

- Milwaukee Riverwalk District is located at the Milwaukee Riverwalk and Menomonee River Valley
- The formal address is [1555 N Rivercenter Dr., Milwaukee, WI 53212](#)

Parking for Spectators:

- Competitors and spectators can park in the **lot west of the trailer parking lot**. The address of the trailer parking lot is 215 East Pleasant St., Milwaukee, WI 53212. There is a separate entrance near the traffic light on Pleasant Street. No vehicles, other than tow vehicles and trailers will be allowed in the trailer lot.



Pre-Regatta Preparation

- Make sure to rsvp for the event “MKE River Challenge” on TeamSnap (via 2019 Programs) so that you will receive the messages that are sent out during the live event. If you don't rsvp you won't get the updates and messages! (Even if you are not competing, but are coming to watch, rsvp so that you can stay in the loop.)
- When you rsvp, please be sure to select some items from the “Assignment” list for the team to use and consume during the regatta.
- You must be at your normal practice time to de-rig boats and load the trailer; extra hands are always welcome. We will be de-rigging and loading all week to make it manageable.

De-Rigging/Rigging & Loading/Unloading the Trailer Timeline

Shell	Mon Sept 10	Tues Sept 11	Wed Sept 12	Thurs Sept 13	Fri Sept 14	Sat Sept 15	Sun Sept 16	Mon Sept 17	Tues Sept 18	Wed Sept 19
Bluedog										
Douglas										
Mariner										
Half-Shel I										

Pre-Regatta Assignments

(You are responsible for loading onto the trailer or bringing to the regatta site and returning your assigned items to the DRC)

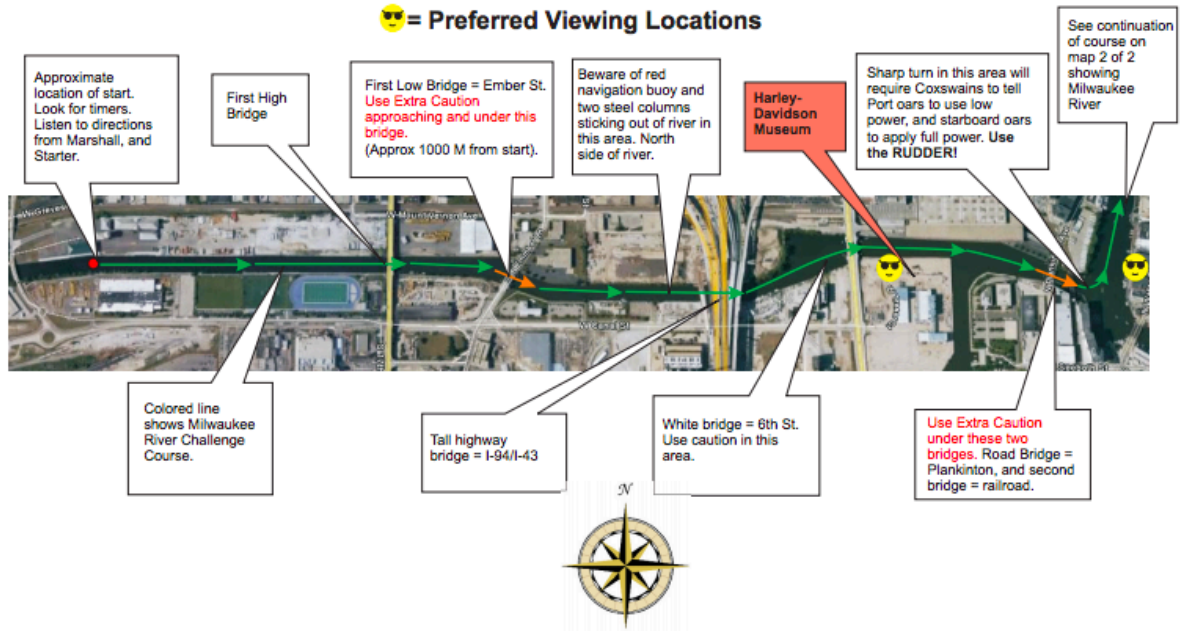
Name	Item	Quantity	Load on trailer	Bring
	Cox box (charged); headset; charger; tool bag	3		X
	Clams	4		X
	Oars	12	X	

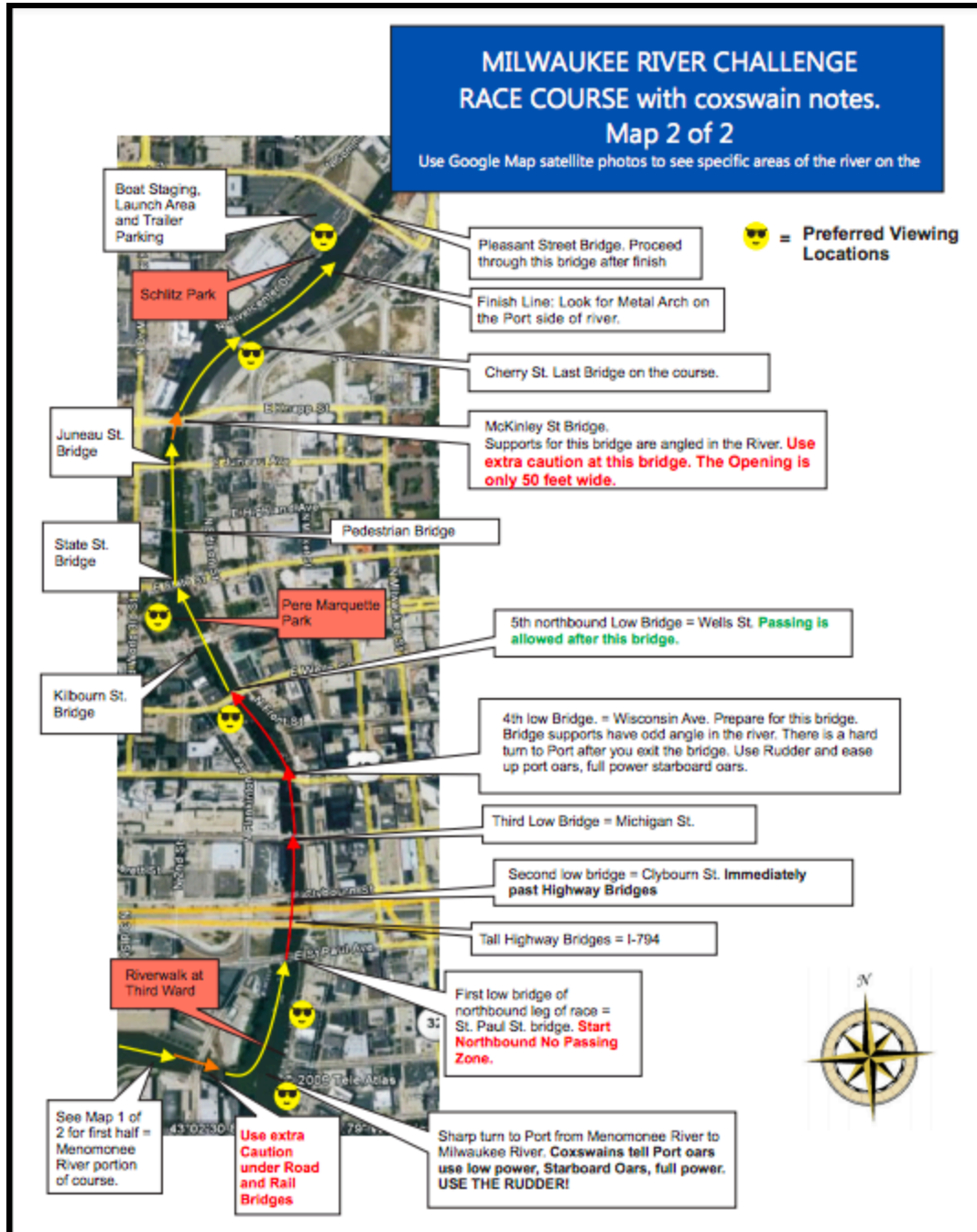
	First Aid Kit	1		X
	Milk crates (for shoes)	3		X
	Straps; strap wheel	All	X	
	Bungees	All	X	
	Plastic wrap	1		X
	Sharpie	1		X
	Toolbox	1		X
	Zip ties			
	Velcro strips			
	Slings	All	X	
	Blocks	3	X	
	Tent	1		X
	Tent	1		X
	Teardrop sign(s)	1		X
	Portable table	1		X
	Dry erase board & marker (to write events and times)	1		X

MILWAUKEE RIVER CHALLENGE RACE COURSE with coxswain notes. Map 1 of 2

Use Google Map satellite photos to see specific areas of the river on the internet. Use Street Views at Google Maps to see the river

☺ = Preferred Viewing Locations





Day(s) of Regatta Timeline

Coaches and Coxswains Meeting	7:30 am Saturday
Rowers call time	7:00 am <u>sharp</u> Saturday

End time	At least 3:00 pm; do NOT leave until a coach has released the team
<i>Times may shift as The Milwaukee Rowing Club updates the timeline, please be flexible</i>	

Activities by Day

Saturday
Location of trailer will be sent out via live event
Stake out an area & tent setup (Location will be sent out via live event)
Meet at the trailer to start unloading and re-rigging
Compete
Clean-up
De-rig and trailer boats as we finish with them
End of day approximately 3 pm

Lineups

SATURDAY			
	Event 1: Women's 4+ (WO4+) Time: 8:30am Heat: Lane:	Event 7: Men's 4+ (MO4+) Time: 1:00pm Heat: Lane:	Hotseating
	A	A	
	Boat	Boat	
	c.	c.	
	4	4	
	3	3	
	2	2	
	1	1	