

# Huddle Guide

for Children 4-6 years old

## Hopekids Huddle Time (25-30 mins)

(29th Dec 2019)

**The Big Point:** I Will Give Thanks!

**God's Word:** [The Thankful Leper \(Luke 17:11-19\)](#)

**Memory Verse:** Give thanks to the Lord for He is good. His faithful love continues forever.

Psalms 136:1

**Application:** I will give thanks to God, for he has done great things for me!

**Preacher's/Teachers' Note:** After a period of celebration in The Great Christmas Adventure, we want to end the year with a heart of thanksgiving! From the story of the thankful leper, we hope the kids will catch on having a soft heart that will make intentional effort to be thankful for what God has provided for them throughout the year. :)

It will also be the last Jr. service for our K2 friends, teachers can prepare a short time of celebrations and be sure to pray for them before they move to the Primary service! :)

**MATERIALS HIGHLIGHTED IN YELLOW ARE Prepared by Prep Team**  
**Huddle leaders prepare and ensure material in BLUE are ready**

### BEFORE SESSION:

<b>Logistics and Prep Team:</b>	Open the <b>PREP SHEET</b> and scroll down
<b>Huddle Leaders:</b>	<b>BEFORE SUNDAY;</b> 1. Read through this guide, Story Cards and PRAY :)
	<b>SUNDAY MORNING;</b> 1. Read through this guide and Story Cards again on the way to HopeKids 2. Collect Huddle Time Box and Materials from respective Storage areas 3. Ensure all Huddle Time box, materials and stationery in box are sufficient and in order. <i><b>If not, inform your Room IC/Env. Leader!</b></i> 4. Ensure craft materials are well-distributed to each Huddle Time box.

**Welcome - huddle leaders/ volunteers to welcome ALL and especially NEW kids**

*Address each of them by name and affirm how their presence is important and valuable! Get other children to say hello to each other and especially to new kids! :)*

1. Gather children to the mat in a circle, hold hands.
2. "Are you ready, HopeKids?"
3. Sing in the tune of [ Twinkle Twinkle Little Star (fast) ]:  
→ Are you ready for Huddle Time?  
HopeKids, let's now turn one round (move in circle)  
Let's all shake off our tiredness (shake)  
Shake off all of our silliness (shake)  
Are you ready for Huddle Time?  
Everyone let's sit down now !!
4. Remind kids of Huddle Time Rules: **BEST Rules + No talking when someone else is talking!**

**IF THERE ARE NEW FRIENDS:** It seems that there are new friends in our midst!

In HopeKids, we value each and every friend we meet!!

Let's go around and introduce your name to our new friends and give one another a hi-five.

→ **If time permits:** go one round to share each and everyone's names to our new friends and give a hi-five/fist-bump/teach a secret handshake!

→ **If no time:** Ask the new friend for his/her name and everyone says hello!


**Huddle Activity 1 - Recap and Link (15 mins)**

*(ensure kids understand and able to apply what preacher preached in small group setting)*

**The Thankful Leper Story Cards**









- Welcome the kids to Huddle time and tell them we are now in the last service before the new year of 2020!
- Today we learnt about giving thanks. Does anyone remember the Big Point for today? → I Will Give Thanks!
- We learnt a very simple bible story about the thankful leper!








Not a leopard as in this big cat with spots, but it's a person with the skin disease, leprosy. And in some way, a leper will also have spots because spots and boils will appear on his skin.



- Not leopard as in the big cat with spots, but LEPER.
- Well, a leper kinda have spots too as he is a person with a skin disease called leprosy. And it causes white patches and boils to appear on the skin.

	<ul style="list-style-type: none"> <li>● But it is very sad to be a leper because in bible times, there was no cure and no medicine for leprosy.</li> <li>● And to make it worse, leprosy spreads very quickly, so if I have leprosy and I keep spending time with you and I share food with you, then you will get it too.</li> <li>● So if you have leprosy, you will be kicked out of your household, and you have to live away from your family. Because if you stay near your family then you will spread the disease to them.</li> </ul>
	<ul style="list-style-type: none"> <li>● And because everyone is so scared of getting the disease, everyone will stay far, far away from them and stay away from them.</li> </ul>
	<ul style="list-style-type: none"> <li>● Instead all the people with the same disease of leprosy will be staying together in a group, and away from the towns and people.</li> <li>● You also have to carry a bell *point*, where you have to announce to everyone that you have leprosy so that nobody will come near you.</li> <li>● It is very sad and lonely to have leprosy.</li> </ul>
	<ul style="list-style-type: none"> <li>● So there was once in bible time, when Jesus and his disciples were going from one town to another town.</li> <li>● While he was on the way, Jesus met a group of 10 lepers.</li> </ul>
	<ul style="list-style-type: none"> <li>● These 10 lepers have heard of what Jesus can do and of His amazing powers. Thinking that it is a chance for them to be healed, they asked Jesus, (dramatize) "Jesus! Have pity on us."</li> <li>● Right away, Jesus told them to go and show themselves to the priest in the temple. To show themselves to the priest, means you have to go back to the city and meet all the people.</li> <li>● If they still have leprosy, do you think all the town people will welcome them? (No...)</li> <li>● But the 10 lepers believed and had faith that Jesus will heal them, thus they decided to go ahead to go into the town. :)</li> </ul>
	<ul style="list-style-type: none"> <li>● And Jesus allowed a miracle, as they walked nearer into town, their leprosy became healed and their skin turned back to normal. The white spots and boils disappeared, and they looked normal again.</li> <li>● It's like being given a new life! Do you think they can now go back to</li> </ul>

	<p>their families? (Yes) Can they go back to stay in the towns? (Yes!)</p> <ul style="list-style-type: none"> <li>• Yes, they can! In their happiness, they were praising God. But I would think that at least they could have said thank you to Jesus.</li> </ul>
	<ul style="list-style-type: none"> <li>• Instead, no one remembered to say thank you to Jesus. All except just one. And this one person who came back to Jesus to thank him...</li> </ul>
	<ul style="list-style-type: none"> <li>• He didn't just praise God and came back to thank Jesus. He even threw himself down to Jesus' feet and thanked him.</li> </ul>
	<ul style="list-style-type: none"> <li>• Jesus was disappointed with the 9 who didn't even come back to thank him.</li> </ul>
	<ul style="list-style-type: none"> <li>• But He was very happy with this one who came back and he told the thankful leper that his faith will heal him. He will have true freedom in his heart!</li> </ul>
	<ul style="list-style-type: none"> <li>• In the same way, sometimes we may forget to be thankful to God for all the good things that he has done for us. Perhaps God didn't give us the thing we really wanted, but we can have a heart that knows how to give thanks for what we have and are given. <ul style="list-style-type: none"> <li>- Parents and/or family members who love us *paste*</li> <li>- Food to eat and clean water to drink *paste*</li> <li>- A house to stay in *paste*</li> <li>- Being able to go to school and be healthy *paste*</li> <li>- All the presents we received in christmas *paste*</li> <li>- The Holidays we get to go for *paste*</li> <li>- To be able to come to church freely *paste* (do you know that some countries don't allow you to believe in Jesus? You can go to jail for believing in Jesus!)</li> </ul> </li> <li>• Let's pray together! :)</li> </ul> <p><b>Pray - 1 min (not too long, keep it short for younger kids - 2 sentences!)</b></p> <p>Dear Jesus,</p> <p>Thank you for all the blessings and love that you have given me. Teach me to always have a heart of thankfulness, that I will always know and remember how to give thanks.</p>




	In Jesus' name, Amen!
--	-----------------------

## Huddle Activity 2 - 10 mins

(craft time)

### Craft: I Will Be Thankful + K2 Graduation Celebrations



Alright HopeKids, today we are going to go one round to thank God for one thing in your life! You can point to any of the following pictures and I want YOU to say to Jesus yourself, "Jesus, I thank you for \_\_\_\_\_."

But if you can think of something else that's not in the pictures its okay too!  
→ Go one round to share what each kid is thankful for, teachers to share too!

AND NOW, we are taking time out to celebrate how God has helped our K2 friends to grow so strong, healthy and smart! And next week onwards, they will be going to the Big Kids Service/Huddle Group with the rest of the Primary School friends! :)

- These friends are \_\_\_\_\_ (name them and point them out).
- Shall we all give our K2 friends a goodbye hug?

(If teachers have any cards/gifts), can choose to give: The teachers also have some special card/gift for these K2 friends, because we love you and will miss you when you go over to the primary school side!  
→ Give cards/gifts

- Alright everybody, let's all pray for our K2 korkor jiebies! :)

## Pack Up - 3 mins

### AFTER SESSION - Huddle Leaders To ensure:

1. Stationery is still available
  - a. Glue sticks/double sided tape
  - b. Colour pencils are sharpened
  - c. Sharpeners and scissors in working condition
  - d. Markers and pen have ink and still working
2. Pack all extra materials neatly to be returned
3. Gather all printouts to be returned
4. Keep all Huddle Materials and place things to be returned in respective box that is labeled "To be Returned"
5. Return all boxes to respective storage areas

