




# Bloomreach-Hippo components


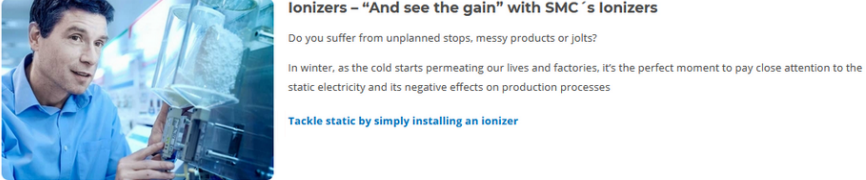

## Position of components

For simplicity we have 3 templates but the position of the components is always the same.

- 100% of the page
- 75% of the page
- 25% of the page

<h3>One Column Page</h3> 
<h3>Two Columns Page</h3> 
<h3>Varying Columns Page</h3> 


## Available Components

 <p>Article collection</p>	<p>Always the white background          You can add: image + title + description + 1 link (in blue color)          It is not possible to add call to action buttons</p>  <p>Example: <a href="https://www.smc.eu/en-eu">https://www.smc.eu/en-eu</a></p> <p>2 positions to add this component (100% and 75%)</p> 
 <p>Banner</p>	<p>The banner component can be configured in 4 different ways.</p> <p><b>Blue Box Banner Template</b>          Blue background          You can add: image + title + description          It's possible to add a link on the image</p>  <p>Example: <a href="https://www.smc.eu/en-eu/solutions/automotive">https://www.smc.eu/en-eu/solutions/automotive</a></p> <p>3 positions to add this component (100% 75% and 25%)</p>



*"The automotive market has always been a precursor of technological innovations, for the improvement and optimization of production systems. We are ready for the new evolution and its new needs".*

Nicola Furchi | Industry Manager Automotive & Machinery



*"The automotive market has always been a precursor of technological innovations, for the improvement and optimization of production systems. We are ready for the new evolution and its new needs".*

Nicola Furchi | Industry Manager Automotive & Machinery



*"The automotive market has always been a precursor of technological innovations, for the improvement and optimization of production systems. We are ready for the new evolution and its new needs".*

Nicola Furchi | Industry Manager Automotive & Machinery

### **Inline Banner Template**

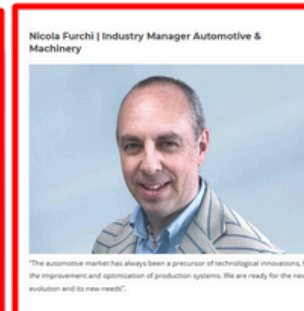
White background

You can add: image + title + description

It's possible to add a link on the image



3 positions to add this component (100% 75% and 25%)



**Wide Banner Template**

Image background

You can add: image + title + description

The bottom of the box is always blue


It's possible to add a link on the image



Example:

[https://www.smc.eu/en-eu/company/CSR Commitments/We care about Ethics](https://www.smc.eu/en-eu/company/CSR%20Commitments/We%20care%20about%20Ethics)

3 positions to add this component (100% 75% and 25%)



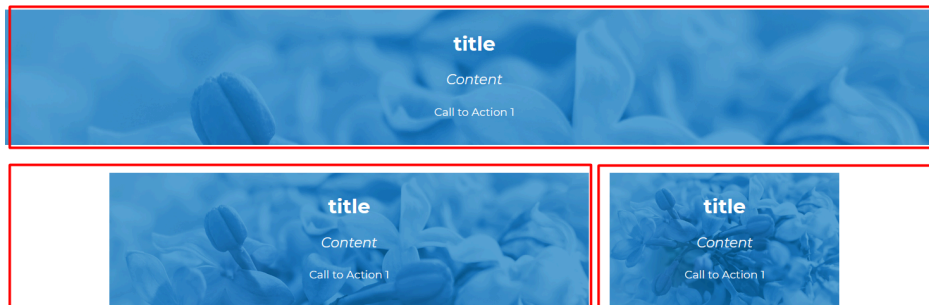
### Wide Overlapped Banner Template

The image remains fixed in the background  
 You can add: image + title + description  
 It's possible to add a link

Example: <https://www.smc.eu/en-eu>



3 positions to add this component (100% 75% and 25%)

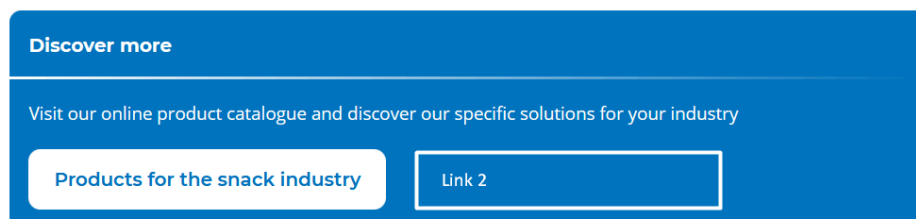


Call To Action



The Call To Action component can be configured in 4 different ways.

### CTA Default Template

Always blue background  
 You can add: title + description + 2 call to action  
 attribute: Restricted to logged users



Example: <https://www.smc.eu/en-eu/solutions/food/snack>

	<div data-bbox="454 201 1372 369"> <p>Title</p> <p>Description</p> <p>Link 1 Link 2</p> </div> <div data-bbox="454 380 1061 548"> <p>Title</p> <p>Description</p> <p>Link 1 Link 2</p> </div> <div data-bbox="1077 380 1372 548"> <p>Title</p> <p>Description</p> <p>Link 1 Link 2</p> </div> <p><b>Only CTA (blue/white)</b> - 2 call to action (blue and white)</p> <div data-bbox="486 683 861 772"> <p>Link 1 Link 2</p> </div> <p><b>Only CTA (blue/white) modal window</b> - 2 call to action in new windows (blue and white)</p> <div data-bbox="486 907 861 996"> <p>Link 1 Link 2</p> </div> <p><b>Only CTA (white/blue)</b> - 2 call to action (white and blue)</p> <div data-bbox="470 1120 829 1209"> <p>Link 1 Link 2</p> </div> <p>3 positions to add this component (100% 75% and 25%)</p> <div data-bbox="470 1299 1364 1444"> <p>Link 1 Link 2</p> <p>Link 1 Link 2</p> <p>Link 1 Link 2</p> </div>
 <p>Carousel</p>	<ul style="list-style-type: none"> <li>- Image background</li> <li>- You can add: image + title + description</li> <li>- Optional to add 2 buttons (one white and one blue)</li> </ul> <div data-bbox="438 1556 1380 1859">  <p>Instant blow, long-term saving - Impact Blow Gun</p> <p>Discover more</p> </div> <p>Example: <a href="https://www.smc.eu/en-eu">https://www.smc.eu/en-eu</a></p> <p>This component is designed for 100% of the page, but you can put it in all 3 positions (100% 75% and 25%)</p>



### Contact

This component is used to add addresses, telephone numbers and maps, it is closed source, you can only add what you see in the examples.

#### SMC España, S.A.U.

SMC España, S.A.U.  
 C/ Zuazobidea 14, Pol. Ind. Jundiz  
 01015 Vitoria-Gasteiz (Álava)  
 pos@smc.smces.es  
 Tel. 945 184 100  
 Localizanos



#### Soporte técnico

Tel. 666 102 040  
 soporte tecnico@smc.smces.es

#### Gestión de pedidos

Tel. 667 155 746  
 pedidos@smc.smces.es

#### Contacto de protección de datos

945 184 100  
 gdpr@smc.smces.es

Examples: <https://www.smc.eu/es-es/contactanos>  
[https://www.smc.eu/fr-fr/contacter\\_smc\\_france](https://www.smc.eu/fr-fr/contacter_smc_france)

3 positions to add this component (100% 75% and 25%)

**SMC UK Central office**  
 SMC Pneumatics (U.K.) Ltd.  
 Vincent Avenue, Crownhill  
 UK-Milton Keynes, MK90AN  
 +44 (0) 1908 563888  
 Go to Google Maps to see our office location

---

**Contact our technical support team**  
 +44 (0) 1908 563888  
 technicalsupport@smcpneumatics.co.uk

**Contact our customer service team**  
 +44 (0) 1908 563888  
 customersupport@smcpneumatics.co.uk

**SMC UK Central office**  
 SMC Pneumatics (U.K.) Ltd.  
 Vincent Avenue, Crownhill  
 UK-Milton Keynes, MK90AN  
 +44 (0) 1908 563888  
 Go to Google Maps to see our office location

---

**Contact our technical support team**  
 +44 (0) 1908 563888  
 technicalsupport@smcpneumatics.co.uk

**Contact our customer service team**  
 +44 (0) 1908 563888  
 customersupport@smcpneumatics.co.uk

**SMC UK Central office**  
 SMC Pneumatics (U.K.) Ltd.  
 Vincent Avenue, Crownhill  
 UK-Milton Keynes, MK90AN  
 +44 (0) 1908 563888  
 Go to Google Maps to see our office location

---

**Contact our technical support team**  
 +44 (0) 1908 563888  
 technicalsupport@smcpneumatics.co.uk

**Contact our customer service team**  
 +44 (0) 1908 563888  
 customersupport@smcpneumatics.co.uk



### Content List

This component is for product documentation pages.



## Enterprise Form

The form component is complex as it can be configured in many ways. For more information please contact us.

[Home](#) > [Contact Us](#)

### Send us your question

Fill in the below and we will make sure it gets to the right person

Full Name \*

Company \*

Email Address \*

Country \*

Subject \*

Example: <https://www.smc.eu/en-eu/contact-us>

3 positions to add this component (100% 75% and 25%)

### Ask Experts

Full Name \*

Company \*

Email Address \*

Subject \*

Your message

I accept you sending me commercial information about products and/or services.  
 I have read and accept the [privacy policy](#) of this website. \*

(\*) Mandatory fields

### Ask Experts

Full Name \*

Company \*

Email Address \*

Subject \*

Your message

I accept you sending me commercial information about products and/or services.  
 I have read and accept the [privacy policy](#) of this website. \*

(\*) Mandatory fields

### Ask Experts

Full Name \*

Company \*

Email Address \*

Subject \*

Your message

I accept you sending me commercial information about products and/or services.  
 I have read and accept the [privacy policy](#) of this website. \*

(\*) Mandatory fields





### Events collection

Always the white background  
Fields cannot be modified  
You can add 2 links (Icons don't disappear and can't be changed)

 <b>COMPAMED</b>	 <b>sps</b> smart production solutions
<b>Compamed 2021</b> 15.11.2021 - 18.11.2021 Messe Düsseldorf, Compamed 2021, Halle und Stand werden noch bekannt gegeben <a href="#">Offizielle Website der Messe</a> <a href="#">SMC kontaktieren</a>	<b>SPS-smart production solutions 2021</b> 23.11.2021 - 25.11.2021 Messe Nürnberg, SPS-smart production solutions 2021, Halle und Stand werden noch bekannt gegeben <a href="#">Offizielle Website der Messe</a> <a href="#">SMC kontaktieren</a>

Example: <https://www.smc.eu/en-eu/news-and-events/fairs-and-events>

3 positions to add this component (100% 75% and 25%)

 <b>tire technology EXPO</b>	 <b>interpack</b> PROCESSES AND PACKAGING	 <b>LASER World of PHOTONICS</b>
<b>Tire Technology Expo 2021</b> Jun 8, 2021 - Jun 10, 2021 Hannover, Tire Technology Expo 2021, Stand location: t.b.a <a href="#">Visit fair official website</a> <a href="#">Ask SMC</a>	<b>Interpack 2021</b> Feb 25, 2021 - Mar 3, 2021 Düsseldorf, Interpack 2021, Stand location: t.b.a <a href="#">Visit fair official website</a> <a href="#">Ask SMC</a>	<b>Laser World of Photonics 2021</b> Jun 21, 2021 - Jun 24, 2021 Munich, Laser World of Photonics 2021, Stand location: t.b.a <a href="#">Visit fair official website</a> <a href="#">Ask SMC</a>

 <b>LASER World of PHOTONICS</b>	 <b>interpack</b> PROCESSES AND PACKAGING	 <b>COMPAMED</b>	 <b>interpack</b> PROCESSES AND PACKAGING
<b>Laser World of Photonics 2021</b> Jun 21, 2021 - Jun 24, 2021 Munich, Laser World of Photonics 2021, Stand location: t.b.a <a href="#">Visit fair official website</a> <a href="#">Ask SMC</a>	<b>Interpack 2021</b> Feb 25, 2021 - Mar 3, 2021 Düsseldorf, Interpack 2021, Stand location: t.b.a <a href="#">Visit fair official website</a> <a href="#">Ask SMC</a>	<b>Compamed 2021</b> Nov 15, 2021 - Nov 18, 2021 Düsseldorf, Compamed 2021, Stand location: t.b.a <a href="#">Visit fair official website</a> <a href="#">Ask SMC</a>	<b>Interpack 2021</b> Feb 25, 2021 - Mar 3, 2021 Düsseldorf, Interpack 2021, Stand location: t.b.a <a href="#">Visit fair official website</a> <a href="#">Ask SMC</a>






### Families in catalog

### Index page of the digital catalogue





**Products**  
All products

 <b>Actuators</b> All Actuators Linear Actuators Rotary Actuators Solenoid Actuators Hydraulic Actuators Pneumatic Actuators Motor Actuators	 <b>Electric Actuators</b> All Electric Actuators Linear Actuators Rotary Actuators Solenoid Actuators Hydraulic Actuators Pneumatic Actuators Motor Actuators	 <b>Directional Control Valves</b> All Directional Control Valves Solenoid Operated Manual Operated Proportional Operated Pilot Operated All Directional Control Valves Solenoid Operated Manual Operated Proportional Operated Pilot Operated
 <b>Air Drive Equipment</b> All Air Drive Equipment Air Drives Air Drives Air Drives Air Drives Air Drives Air Drives Air Drives	 <b>Filtration &amp; Purification</b> All Filtration & Purification Filtration Purification Filtration Purification Filtration Purification Filtration Purification	 <b>Vacuum Products</b> All Vacuum Products Vacuum Products Vacuum Products Vacuum Products Vacuum Products Vacuum Products Vacuum Products Vacuum Products
 <b>Pneumatic Equipment</b> All Pneumatic Equipment Pneumatic Equipment Pneumatic Equipment Pneumatic Equipment Pneumatic Equipment Pneumatic Equipment Pneumatic Equipment Pneumatic Equipment	 <b>Sensors &amp; Switches</b> All Sensors & Switches Sensors Switches Sensors Switches Sensors Switches Sensors Switches	 <b>Static Control</b> All Static Control Static Control Static Control Static Control Static Control Static Control Static Control Static Control

Example: <https://www.smc.eu/en-eu/products>

 <p>FAQ</p>	<p>This component will read the "FAQ List" document which has 3 configurable fields (Title, Description and FAQ items). Title and Description are not mandatory.</p> <p>"FAQ List" is fed by the "FAQ Item" documents you add.</p> <p>3 positions to add this component (100% 75% and 25%)</p> <p>Example: <a href="https://acc-hippo.smcaws.eu/en-eu/faq_test2">https://acc-hippo.smcaws.eu/en-eu/faq_test2</a></p> <p><b>Title</b></p> <p>Description</p> <div style="border: 1px solid #ccc; padding: 5px; margin-bottom: 5px;">This is the first item in FAQ <span style="float: right;">▼</span></div> <div style="border: 1px solid #ccc; padding: 5px; margin-bottom: 5px;">This is the second item in FAQ <span style="float: right;">▼</span></div> <div style="border: 1px solid #ccc; padding: 5px;">This is the second item in FAQ <span style="float: right;">▼</span></div>										
 <p>Freemarker Process</p>	<p>This is a special type of Component meant to insert freemarker/html code inside a content page. Since it's not a regular Component and it won't be translated, the component is using directly assets as the input data (.ftl, .html or even .txtfiles can be used), not Hippo Documents. This means the pieces of code (or snippets) will need to be uploaded as files in the Assets path.</p> <div style="text-align: center; margin-top: 20px;"> <p>Always willing to one-to-one communication</p> <table style="width: 100%; border: none;"> <tr> <td style="text-align: center;"><b>72</b></td> <td style="text-align: center;"><b>3,200</b></td> <td style="text-align: center;"><b>10,080</b></td> <td style="text-align: center;"><b>24</b></td> <td style="text-align: center;"><b>3</b></td> </tr> <tr> <td style="text-align: center; font-size: small;">Countries</td> <td style="text-align: center; font-size: small;">Sales engineers</td> <td style="text-align: center; font-size: small;">Employees worldwide</td> <td style="text-align: center; font-size: small;">Production centres worldwide</td> <td style="text-align: center; font-size: small;">Technical centres</td> </tr> </table> <p>Customised quality solutions for you</p> </div> <p>Example: <a href="https://www.smc.eu/en-eu/company">https://www.smc.eu/en-eu/company</a></p>	<b>72</b>	<b>3,200</b>	<b>10,080</b>	<b>24</b>	<b>3</b>	Countries	Sales engineers	Employees worldwide	Production centres worldwide	Technical centres
<b>72</b>	<b>3,200</b>	<b>10,080</b>	<b>24</b>	<b>3</b>							
Countries	Sales engineers	Employees worldwide	Production centres worldwide	Technical centres							
 <p>Image</p>	<p>You can put an image</p> <p>3 positions to add this component (100% 75% and 25%)</p>										

<p>Menu</p>	<p>Only used for the template</p>
<p>Multiple Links</p>	<p>Always the white background          Title + links          You can add as many links as you need          The icon can be changed</p> <div data-bbox="448 1279 938 1525" style="border: 1px solid #0070C0; padding: 10px;"> <p><b>You may be as well interested in</b></p> <ul style="list-style-type: none"> <li>Energy efficiency &gt;</li> <li>Smart flexibility &gt;</li> <li>Innovations &gt;</li> </ul> </div> <p>Example: <a href="https://www.smc.eu/en-eu/solutions/machinery-safety">https://www.smc.eu/en-eu/solutions/machinery-safety</a></p> <p>3 positions to add this component (100% 75% and 25%)</p>

	<div style="border: 1px solid red; padding: 5px;"> <p><b>You may find as well useful</b></p> <ul style="list-style-type: none"> <li>Cylinder Configurator &gt;</li> <li>Rotary Actuator Selector &gt;</li> <li>Guided Cylinder Selector &gt;</li> <li>Air Gripper Selector &gt;</li> <li>Air Tank Selector &gt;</li> </ul> </div> <div style="display: flex; justify-content: space-between; margin-top: 10px;"> <div style="border: 1px solid red; padding: 5px; width: 45%;"> <p><b>You may find as well useful</b></p> <ul style="list-style-type: none"> <li>Cylinder Configurator &gt;</li> <li>Rotary Actuator Selector &gt;</li> <li>Guided Cylinder Selector &gt;</li> <li>Air Gripper Selector &gt;</li> <li>Air Tank Selector &gt;</li> </ul> </div> <div style="border: 1px solid red; padding: 5px; width: 45%;"> <p><b>You may find as well useful</b></p> <ul style="list-style-type: none"> <li>Cylinder Configurator &gt;</li> <li>Rotary Actuator Selector &gt;</li> <li>Guided Cylinder Selector &gt;</li> <li>Air Gripper Selector &gt;</li> <li>Air Tank Selector &gt;</li> </ul> </div> </div>
 <p>Navigation Component</p>	<p><b>Navigation boxes</b>          Always the white background          Title + Description.          All boxes can be linked          Attribute: Restricted to logged users          The number of navigation boxes per row can be configured with a maximum of 6 and a minimum of 1.</p> <div style="display: flex; justify-content: space-around; margin-top: 20px;"> <div data-bbox="443 936 742 1288">  <p><b>Packaging</b> We support you in every step of your process</p> </div> <div data-bbox="762 936 1061 1288">  <p><b>Machine tool</b> Solutions for machine tools that ensure high precision, long periods of operation, or low energy consumption to contribute to a higher energy efficiency</p> </div> <div data-bbox="1082 936 1380 1288">  <p><b>Tyre</b> The tyre industry has always placed a high priority on innovation, competitiveness and sustainability: SMC is the partner you need to excel in these challenges</p> </div> </div> <p>Example: <a href="https://www.smc.eu/en-eu/solutions">https://www.smc.eu/en-eu/solutions</a></p> <p>3 positions to add this component (100% 75% and 25%)</p>

<p>News Components</p>	<p>This component will automatically grab the news created in an specific folder and it will list them classified by Date. 100% editable news. You can activate pagination and set the number of news items per page.</p> <p><b>News List Page</b></p> <p>May 2021</p> <div data-bbox="446 1220 662 1355"> <p><b>Girbau optimises the energy efficiency of its automated ironing line in collaboration with SMC</b> Sustainability and reduction of energy consumption have been key values for Girbau for many years. The company has recently launched a new ironing unit that is part of a complete automated line. Close collaboration between Girbau and SMC has made it possible to improve ironing quality and achieve an energy saving of 30%, a reduction of 25% in compressed air consumption and a 25% increase in the useful life of textile coatings.</p> <p><a href="#">Read more ▶</a></p> </div> <p>April 2021</p> <div data-bbox="454 1489 654 1556"> <p><b>Greetings from the newly inaugurated president of SMC</b> I'm Yoshiki Takada. As of April 1st, 2021, I was appointed as the new president of SMC. Since our founding in 1959, SMC has grown as a comprehensive manufacturer of automatic control equipment, including pneumatic equipment, with the goal of "meeting all of our customer requests".</p> <p><a href="#">Read more ▶</a></p> </div> <p>Example: <a href="https://www.smc.eu/en-eu/news-and-events/all-smc-news">https://www.smc.eu/en-eu/news-and-events/all-smc-news</a></p> <p>3 positions to add this component (100% 75% and 25%)</p>

April 2021



**Greetings from the newly inaugurated president of SMC**

I'm Yoshiki Takada. As of April 1st, 2021, I was appointed as the new president of SMC. Since our founding in 1959, SMC has grown as a comprehensive manufacturer of automatic control equipment, including pneumatic equipment, with the goal of "meeting all of our customer requests".

[Read more ▶](#)

May 2021



**Meeting food industry challenges means having automation specialists directly on the factory floor**

Between 2020 and 2027, the food processing market is expected to grow with a compound annual growth rate (CAGR) of 6.04% according to Verified Market Search. The industry will have to increase its productivity while simultaneously dealing with a lack of workers and cost pressure. By Diego Mirabelli - Industry Manager Food, Europe

[Read more ▶](#)



**Girbau optimises the energy efficiency of its automated ironing line in collaboration with SMC**

Sustainability and reduction of energy consumption have been key values for Girbau for many years. The company has recently launched a new ironing unit that is part of a complete automated line. Close collaboration between Girbau and SMC has made it possible to improve ironing quality

May 2021



**Meeting food industry challenges means having automation specialists directly on the factory floor**

Between 2020 and 2027, the food processing market is expected to grow with a compound annual growth rate (CAGR) of 6.04% according to Verified Market Search. The industry will have to increase its productivity while simultaneously dealing with a lack of workers and cost pressure. By Diego Mirabelli - Industry Manager Food, Europe

[Read more ▶](#)

## News List Component

May 2021

- ▶ Girbau optimises the energy efficiency of its automated ironing line in collaboration with SMC

April 2021

- ▶ Greetings from the newly inaugurated president of SMC

March 2021

- ▶ Expertise in: understanding your daily needs

January 2021

- ▶ Expertise in: understanding your daily needs

## 2 positions to add this component (100% and 75%)

December 2020

- ▶ SMC Customer case - Expertise in: Meeting your challenges

October 2020

- ▶ Flexible filling for healthy and sustainable foods

September 2020

- ▶ SMC expects stable growth in demand after revealing latest financial results

August 2020

- ▶ SMC Customer case - Expertise in: Meeting your challenges

June 2020

SMC Customer case - Expertise in: Meeting your challenges

May 2021

- ▶ Meeting food industry challenges means having automation specialists directly on the factory floor
- ▶ Girbau optimises the energy efficiency of its automated ironing line in collaboration with SMC

April 2021

- ▶ Greetings from the newly inaugurated president of SMC

March 2021

- ▶ Expertise in: understanding your daily needs



Product Collection

With the IDs of the products in the digital catalogue you can create boxes. The behaviour is the same as in the digital catalogue. You can add 1, 2, 3, 4 or 6 products per row.



**Belt Drive, 24V DC - LEFB**

- Body size: 16, 25 and 32 mm.
- Stroke: 300 to 2000 mm.
- Step and servo motor types.



**VCC, 2/3 Port Air Operated Valve**

- Valve for Water and Chemical-based Fluids.
- Applicable for 2 types of liquid paint (VCC12D).
- PTFE diaphragm structure = Sliding part eliminated.
- Less paint adhesion.



**ARM**

- Regulator manifold
- Single units, units for manifold and manifolds
- Individual supply or centralised supply
- Different mounting options: DIN rail, direct mounting, bracket, panel...

3 positions to add this component (100% 75% and 25%)



**C(D)Q2, Compact Cylinder, Double Acting, Single Rod w/Auto Switch Mounting Groove**

- Double acting, single rod, compact cylinder
- Bore sizes (mm): 12, 16, 20, 25, 32, 40, 50, 63, 80, 100
- Standard stroke range (mm): 5 to 100
- Port threads: M (12 to 25 bore); Rc, NPT or G (32 to 100 bore)



**C(D)Q2, Compact Cylinder, Double Acting, Single Rod w/Auto Switch Mounting Groove**

- Double acting, single rod, compact cylinder
- Bore sizes (mm): 12, 16, 20, 25, 32, 40, 50, 63, 80, 100
- Standard stroke range (mm): 5 to 100
- Port threads: M (12 to 25 bore); Rc, NPT or G (32 to 100 bore)



**C(D)Q2, Compact Cylinder, Double Acting, Single Rod w/Auto Switch Mounting Groove**

- Double acting, single rod, compact cylinder
- Bore sizes (mm): 12, 16, 20, 25, 32, 40, 50, 63, 80, 100
- Standard stroke range (mm): 5 to 100
- Port threads: M (12 to 25 bore); Rc, NPT or G (32 to 100 bore)



**C(D)Q2, Compact Cylinder, Double Acting, Single Rod w/Auto Switch Mounting**



**C(D)Q2, Compact Cylinder, Double Acting, Single Rod w/Auto Switch Mounting**



**C(D)Q2, Compact Cylinder, Double Acting, Single Rod w/Auto Switch Mounting**



**C(D)Q2, Compact Cylinder, Double Acting, Single Rod w/Auto Switch Mounting**



**C(D)Q2, Compact Cylinder, Double Acting, Single Rod w/Auto Switch Mounting**



**C(D)Q2, Compact Cylinder, Double Acting, Single Rod w/Auto Switch Mounting**



**Rich-text Snippet.**

Is possible to put a link to a tab.

The link can apply to a tex and to an image.

It has to be in an orderly manner.  
Ask for the manual.

It only contains a Rich Text field which is actually just a WYSIWYG editor. (Not responsive) It's like a Word editor.

Robots and humans are forced to work hand in hand: industrial robots running more and more production plants, humans contributing their skills for strategic thinking, invention and detail.

With a close relationship with our customers - our inspiration - SMC products are used to find and create solutions that were not previously thought possible.

We consider, SMC can be "Your right arm" in Robotics, our international teams of Experts are ready to support you with your daily challenges and our local and European technical centres ready to develop any customised solution you might need.

Discover below our key solutions for robotics : innovative, compact, lightweight and enduring. Easy & Flexible.

Further down, do not miss how SMC solutions can specifically boost welding, painting and handling applications.

Example: <https://www.smc.eu/en-eu/solutions/products-for-robotics>

### 3 positions to add this component (100% 75% and 25%)

Hardly any other industry is as marked by rapid progress and change as the electronic industry. Today's trends are the natural standards of tomorrow. Innovations secure market share and revolutionary achievements characterize a **new generation of devices**.

In order to meet the demands of this **fast moving industry**, we put at your disposal our extensive portfolio, with solutions for the different applications and process involved in the electronic industry. These are:

- High-purity applications
- Ultra-pure gas applications
- High vacuum applications
- Semiconductor transfer
- Positioning and motion control
- Assembly of printed circuit boards
- Cooling processes and [temperature control](#)
- Coating
- Media monitoring and control
- Control of static electricity.

Further down you can see in detail these processes and our specific solutions for each of them.

Nevertheless, we know that standard models not always fulfill your necessities. For it, we count with 5 technical centers, 2 of them in Europe (UK & Germany) that assist in developing [customized solutions](#).

Hardly any other industry is as marked by rapid progress and change as the electronic industry. Today's trends are the natural standards of tomorrow. Innovations secure market share and revolutionary achievements characterize a **new generation of devices**.

In order to meet the demands of this **fast moving industry**, we put at your disposal our extensive portfolio, with solutions for the different applications and process involved in the electronic industry. These are:

- High-purity applications
- Ultra-pure gas applications
- High vacuum applications
- Semiconductor transfer
- Positioning and motion control
- Assembly of printed circuit boards
- [Cooling processes and temperature control](#)

Hardly any other industry is as marked by rapid progress and change as the electronic industry. Today's trends are the natural standards of tomorrow. Innovations secure market share and revolutionary achievements characterize a **new generation of devices**.

In order to meet the demands of this **fast moving industry**, we put at your disposal our extensive portfolio, with solutions for the different applications and process involved in the electronic industry. These are:

- High-purity applications
- [Ultra-pure gas applications](#)



SEO

The SEO Component will just take the title, description and keywords from the document picked and it will add them to the page. In the case of the Title, it will replace the existing one. This is not visible on the web. It's useful for search engines.

No-index checkbox: if checked, it will not be indexed in the search engines.

Self-reference canonical tag: if checked, self-reference canonical tag will be applied.

*It is recommended to use self-referential canonical tags for all pages, because it the safest way to make it clear to Google which page you want to have indexed, what the URL of a certain page should be when it is indexed. Even for pages with duplicated content, there sometimes are different variations of the URL that can be cleaned up with a self-referential canonical tag.*

Core document (offline)

Meta Title

Meta Description

Meta Keywords ⓘ

Override Action

Apply noindex

Show self-reference canonical tag





Scroll spy

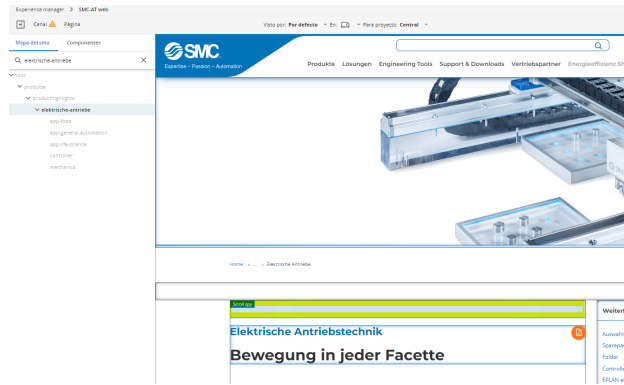
Scroll spy

Links to different parts of the page.



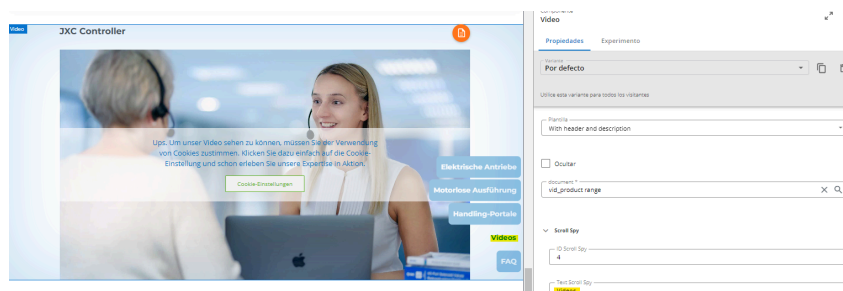
Example: <https://www.smc.eu/de-at/produkte/produkthighlights/elektrische-antriebe>


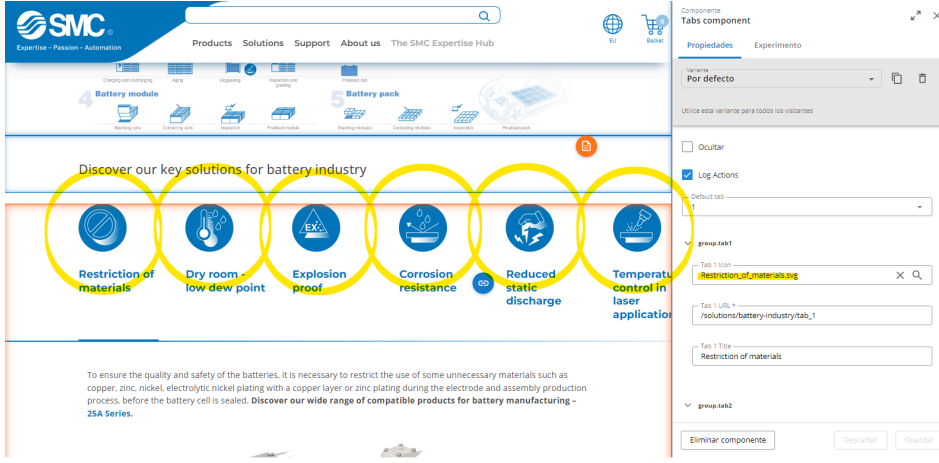

We can embed them anywhere on the page. It is preferable to reach the page page.



Apply to the following components.

- Title
- Call To action (CTA)
- Banner
- Carroussel
- FAQ
- Free Marker
- Families in Catalog
- Tabs
- Video
- Video Image Text Banner
- Video Landing

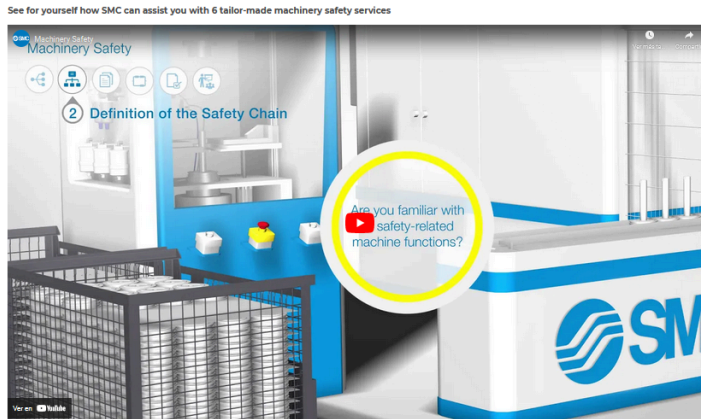


 <p><b>Tabs component</b></p> <p>Is possible to put a link to a tab. In RICH TEXT component.</p> <p>The link can apply to a text and to an image.</p> <p>It has to be in an orderly manner. Ask for the manual.</p>	<p>This component does not have any document type, it's just a collection of pages. Its used to create tabs within a page.</p> 
 <p><b>Title</b></p>	<p>This document type has been created to be able to handle titles separately from other documents. It has the fields Title and Sub Title. None of them is mandatory.</p> <h2>Sensors &amp; Switches</h2> <h1>Because it makes perfect sense</h1> <p>Example: <a href="https://www.smc.eu/en-eu/products/featured-products/sensors-switches">https://www.smc.eu/en-eu/products/featured-products/sensors-switches</a></p> <p>3 positions to add this component (100% 75% and 25%)</p> <div style="border: 1px solid red; padding: 5px; margin-bottom: 10px;"> <p><b>Energy efficiency</b></p> <p><b>Energise your efficiency</b></p> </div> <div style="display: flex; justify-content: space-between; border: 1px solid red; padding: 5px;"> <div style="border: 1px solid red; padding: 5px; width: 60%;"> <p><b>Energy efficiency</b></p> <p><b>Energise your efficiency</b></p> </div> <div style="border: 1px solid red; padding: 5px; width: 35%;"> <p><b>Energy efficiency</b></p> <p><b>Energise your efficiency</b></p> </div> </div> <p>Template:</p> <p><b>Page Title Template:</b> only for the title of the page (&lt;h1&gt;) We always need to add one element like this, because this is necessary for Google Search, in order to position correctly the page in the search engines.</p> <p><b>Section Title Template:</b> for the rest of the page title.</p> <div style="border: 1px solid gray; padding: 10px; margin-top: 20px;"> <p>Template</p> <p>Page Title Template</p> <p>Section Title Template</p> </div>





Video

The Video ID is the ID of the video in youtube or Vimeo  
You can add 1 link



Example: <https://www.smc.eu/en-eu/products/featured-products/step-motor-controller>

3 positions to add this component (100% 75% and 25%)



Video Image Text Banner

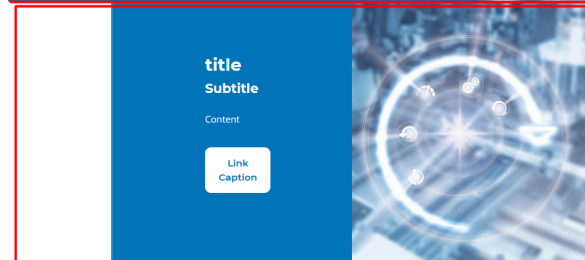
6 options:

- White or blue background
- Right or left image/video aligned
- Image or Video

You can add 1 link (call to action blue or white)

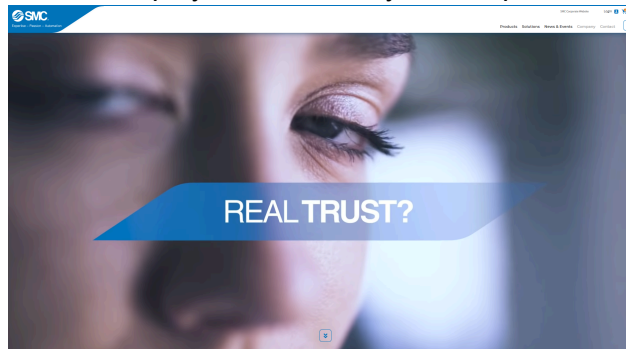


2 positions to add this component (100% and 75%)



Video Landing

Video with the full width of the page. The video must be hosted on Youtube. It plays automatically in a loop and has no link.



Example: <https://www.smc.eu/en-eu/company>

	Only works on 100% of the page width.
--	---------------------------------------