

Choose Your Own Adventure with Google Forms!

Agenda



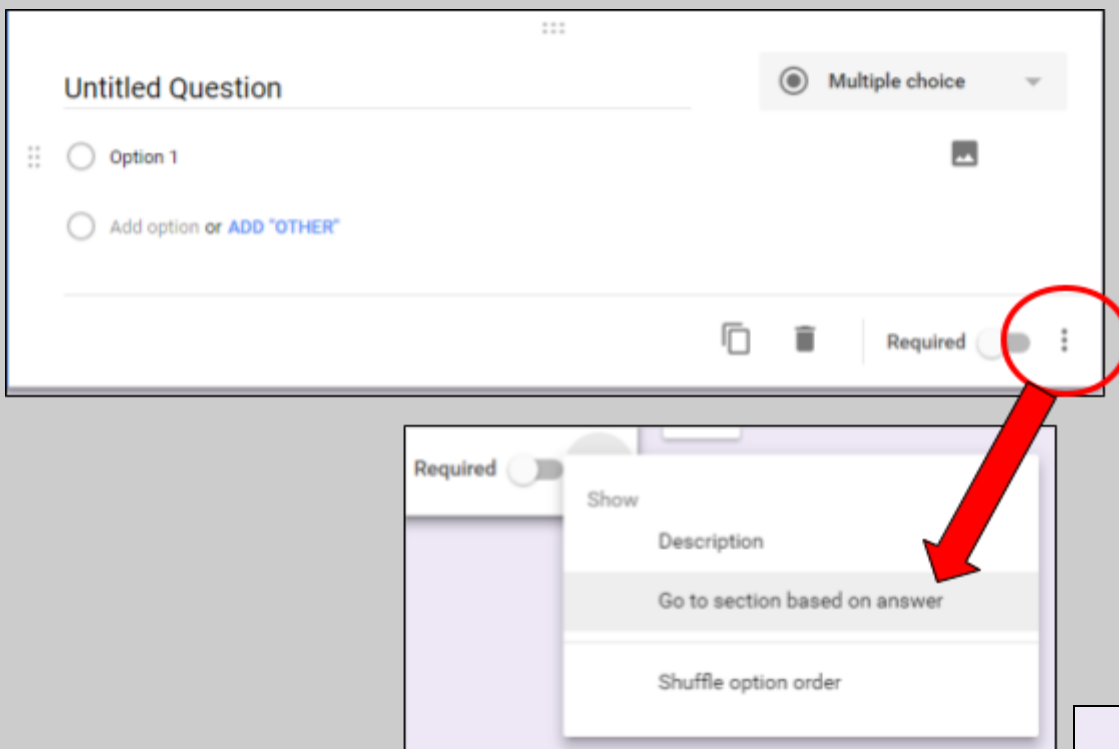
Google Forms Features for Lessons and Tutorials	2
Using Go to Page Based on Answer	2
Marking your questions...	3
How can you use this option?	3
Take the Adventure One Step Further	4



Google Forms Features for Lessons and Tutorials

If you've used Google Forms before, you know how dynamic this tool can be to an educator! If you've never used Forms, check out this handout (<https://goo.gl/GQFuWu>) or these tutorials (<https://goo.gl/qYHDol>).


One great feature is “**Go to Section Based on Answer**”. This feature is available in the Question Options section of Multiple Choice or Dropdown questions in the Forms Editor.

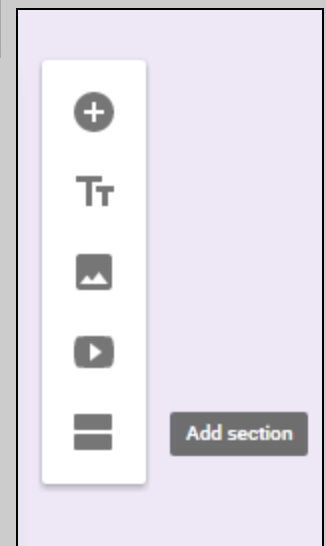


Using Go to Page Based on Answer

In order for this option to work best, you need to separate questions or question sets by section.

To add a section:

1. Click on the  icon in the floating toolbar.
2. Name your section.
3. After you create them, section names will appear as options next to answers.



Marking your questions...

After you have created Sections, you can go back to any **Multiple Choice** or **Dropdown** question type and enable “**Go to Section Based on Answer**”. Then you’ll have the ability to mark which answers guide you to which section....

option, you need to enable the option. It is found in...

☒ Multiple choice

<input type="radio"/> Settings	X	Go to section 2 (Section 1)	▼
<input type="radio"/> Add Ons	X	Go to section 2 (Section 1)	▼
<input type="radio"/> A Question's More or Show menu	X	Go to section 3 (Section2)	▼

Continue to next section

Go to section 1 (Choose your own adventure)

Go to section 2 (Section 1)

Go to section 3 (Section2)

Go to section 4 (Section 3)

Submit form

Required

Check Yourself!



After you have set up these options, always click the Preview button to verify that your Form is working....

How can you use this option?

There are several applications for using this Google Forms feature, including:

- **Story Driven Lessons** - <https://goo.gl/1bQwhq>
- **Guided Lessons or Tools** - <https://goo.gl/bzm4eh>
- **Applications or Registration forms** - <https://goo.gl/7HyKTT>
- **Lessons with Hints** - <https://goo.gl/lKjcui>



Take the Adventure One Step Further


Sometimes you have the need to gather information from people, but in the process, you want to eliminate options as they are chosen. Google Forms has AddOns that make this possible. Try this one...

Choice Eliminator 2


The screenshot shows a Google Form with the question "Please select the song you prefer to Sing/Sync..." and a list of six songs: "Livin' on a Prayer", "Stairway to Heaven", "Happy", "Paparazzi", "Bohemian Rhapsody", and "Jumpin' Jack Flash". To the right of the form is a sidebar for the "CHOICE ELIMINATOR 2" add-on. The sidebar includes a menu icon, a description "Click on the question title to enable/disable elimination.", a list of questions with radio buttons, a "Choose one" option, and a "Please select the song you ..." option. At the bottom of the sidebar, there is a "Title: Please select the song you prefer to Sing/Sync..." and a "Eliminate Choices" button with a green checkmark and a gear icon for configuration.

Choice Eliminator lets you choose how many times an answer / option is used.

To Get This Add On:

1. Click the More Button 
2. Choose Add Ons
3. Search for Choice Eliminator 2
4. Click Free next to the Add On.

To Use this Add On:

1. Click on the Add On icon (Puzzle Piece) 
2. Choose Choice Eliminator 2
3. Click Configure
4. A Menu will popup at the right of your form.
5. Choose the Question to apply this feature.
6. Place a Check in the Box.
7. Click the Gear to modify options.

View This Sample - <https://goo.gl/RHf0k4>

The screenshot shows the "Choice Options" configuration window for the Choice Eliminator 2 add-on. It includes a "Choice Options" section with a "Choose one" radio button, a "Backup Text" field, and a "No More Options" checkbox. Below this is a "Limit" section with a table of options and their counts:

Limit	(Count: 0)	Option
5	(Count: 0)	Underwater Weaving
5	(Count: 0)	Basket Ballet
5	(Count: 0)	Knitting
5	(Count: 0)	That's Knot a Rope!

At the bottom of the window, there is a "Question ID: 1013698642" and a green circular button with a menu icon.

