

Nick Cave and the Bad Seeds

Nick Cave and the Bad Seeds is a live music event which will take place at the TSB Arena on 5-6 February at 6.30pm.

This is a Licenced All Ages Show (anyone under 14 years old must be accompanied by a guardian aged 18+).

The TSB Arena is located at 4 Queen's Wharf, Wellington Central.

At a Glance – This Show has:

- Wheelchair Accessible Venue
- No NZSL
- No Audio Description or Touch Tour
- No Relaxed Performance
- Mix of visual and auditory
- Limited Content Notes Available
- Video Walkthrough Available
- Standing Room Only
- No Access or Companion Tickets Available



Included in this document

This document includes information about ticketing, the venue, accessible performances, and the show. You can use the links below to jump straight to the information you need, or scroll down to read through everything.

[How to Get Tickets](#)

[About the TSB Arena](#)

- [Video Walkthrough](#)

[Getting to the TSB Arena](#)

- [Parking](#)
- [Public Transport](#)
- [Drop-Off and Pick-Up Point](#)

[Accessibility](#)

[Inside the TSB Arena](#)

- [Foyer](#)
- [Box Office](#)

- [Entry to the Arena](#)
- [Merchandise Booth](#)
- [Bars](#)
- [Lifts](#)
- [First Aid Room and Places to Sit](#)
- [Entrance to the Event Space](#)
- [Inside the Event Space](#)

[About The Show](#)

- [Show Blurb](#)
- [What to Expect As An Audience Member](#)

[Content Notes](#)

How to Get Tickets

Tickets for Nick Cave and The Bad Seeds cost \$170.80 - \$190.80 depending on what type of ticket you choose.

Tickets can be purchased online on the [TicketMaster website](#).

About the TSB Arena

The TSB Arena is located at 4 Queen's Wharf, Wellington Central.

It is between the waterfront and the Wellington Museum. The main entrance is in Queen's Square.

Here is a photo of what the TSB Arena looks like from outside. This photo was taken from the middle of Queen's Square.



Video Walkthrough

At this link, you can watch a [video walkthrough of the TSB Arena](#) on YouTube.

Getting to the TSB Arena

Parking

There is a parking building, [Wilson car park at Queens Wharf](#), located under TSB Arena. It has mobility parking spaces available and a lift which goes directly into the TSB Arena.

Public Transport

There are several bus stops near the TSB Arena. The [Metlink website](#) can be used to plan your journey and find the closest bus stop for your route.

Drop-Off and Pick-Up Point

There is a drop-off zone close to the arena entrance which taxis, Ubers or private cars can use to drop you off or pick you up if you are waiting outside. This is accessed from Jervois Quay.

Keep scrolling for the next section or [click to return to the menu](#).

Accessibility

The TSB Arena has step-free access to the building and ground floor of the event space.

All tickets for this show are General Admission – Standing. There are no seats.

If you or someone you are attending with uses a wheelchair or has other access requirements, please contact Ticketmaster on **(09) 970 9711** or email customer.service@ticketmaster.co.nz for more information.

There are unisex accessible bathrooms located off one of the bar areas. From the main entrance, cross the foyer and go through the sliding glass doors. Turn left, and walk past the merchandise booth and through the bar area. The bar area is an odd shape, with the walls making several right-angle corners going in and out along the left wall. When standing with the merchandise stand on your right side, the door to the bathrooms will be straight ahead, off the far wall.

You can find more details about the TSB Arena on the [Venues Wellington website](#), or for more information on accessibility at the TSB Arena, you can [contact Venues Wellington](#).

Keep scrolling for the next section or [click to return to the menu](#).

Inside the TSB Arena

At this link, you can watch a [video walkthrough of the TSB Arena](#) on YouTube.

The TSB Arena is accessed from Queen's Square. There are 2 entrances, which are next to each other. Both of these entrances have 2 sets of automatic sliding glass doors, one after the other with a small space between. You can enter through either entrance.


This photo shows the righthand door.



Foyer

Both sets of doors open into the foyer, which has a hard floor. Directly inside the foyer is a staircase that leads to the upper-level seating blocks. The stairs are in the centre of the foyer. Depending on which sliding doors you entered through, these stairs will be to your left or to your right.

Here is a photo of the foyer. It was taken from just inside the door.



Box Office

The box office is located behind the stairs on the other side of the foyer to the entrance doors. At the box office, you can buy tickets, or pick up tickets that have already been reserved or purchased.



Entry to the Arena

To the right and left of the box office are automatic sliding glass doors. You will need to go through these door to find the bathrooms, bars, merchandise stand, lifts, sick bay and entrance to the event space.

This photo shows one of the doors.



Merchandise Booth

On the other side of the sliding doors, there is a carpeted area. Straight ahead, there will be a booth which may have merchandise such as T-shirt for sale on the night of a performance.

This photo is taken from just inside the door.



Bars


To the right and left of the merchandise stand, you will find walkways which lead to two bar areas. This photo is taken from just inside the glass sliding doors, looking to the left, and shows the merchandise stand and the walkway leading to the left bar.



This photo shows the bar off the lefthand walkway. Here you can buy snacks and drinks, or wait until it's time to go inside the theatre.



This photo shows the open space around the bar. This area may be busy with a lot of people waiting, and it may get noisy here.




Bathrooms


The bathrooms are located on the ground floor off the bar on the left-hand side of the building.

To find the bathrooms from the main entrance, cross the foyer and go through the sliding glass doors. Turn left, and walk past the merchandise booth and through the bar area. The bar area is an odd shape, with the walls making several right-angle corners going in and out. When standing with the merchandise stand on your right side, the door to the bathrooms will be straight ahead, off the far wall.

The photo below shows the bar on the left-hand side of the building.




This photo shows the door to the toilets.



Lifts

To find the lifts, turn right from the sliding glass door entrance doors. This photo is taken from beside the merchandise booth, looking down the right-hand walkway.



The lift door is on the right-hand wall of this walkway, close to the first corner/start of the walkway.



If you come up from the carpark, this is where you will come out of the lift on the ground floor. You can also use this lift to go up to the first floor.


First Aid Room and Places to Sit

The first aid room is off the right-hand walkway, next to the lift. You can get help here if you are sick or injured. You are also welcome to come here if you need a rest or to get away from the crowds for a moment.


This first photo shows the lift door, with the first aid door just beyond it.



This photo shows the door to the first aid room.



Outside this room are some low benches against the wall where you can sit if you would like to.



Entrance to the Event Space

At the end of the righthand corridor, there is another bar.



To enter the event space, go through the bar. When you are standing with the bar counter on your left-hand side, the doors to the event space will be ahead of you.



You can wait for your show to start in one of the bars, or in the foyer, or outside if you prefer. It may get noisy in the bars and foyer if there are a lot of people.

An announcement will be made in the bars when it is time to go into the theatre.

Keep scrolling for the next section or [click to return to the menu](#).

Inside the Event Space

Inside the event space, you will walk down a short walkway to reach the audience area and stage.



This event space is very large. It can fit 5600 people and can be set up in different ways for different events. We do not have any photos of how the space will be set up for this event, but it will be standing room only.

Spoiler Alert!

The next sections of this document give more information about the show, what to expect as an audience member, and some content notes. We've tried to avoid spoilers, but if you want everything to be a surprise, you can skip these sections.

Keep scrolling for the next section or [click to return to the menu](#).

About The Show



Show Blurb

For the first time since 2017, legendary rock band Nick Cave and The Bad Seeds bring their most celebrated live production – The Wild Gods Tour – exclusively to Te Whanganui-a-Tara.

Renowned as one of the most thrilling live bands in the world, they'll perform a powerful two-and-a-half-hour set drawn from their latest album *Wild God*, alongside iconic songs spanning four decades of their storied career.

Released in 2024, *Wild God* was hailed by critics, with *Rolling Stone* calling it "...an entire ecosystem of sound – and elation..." Produced by Cave and Warren Ellis, and mixed by David Fridmann, the album dances between convention and experimentation, amplifying Cave's soul-stirring narratives.

Don't miss your chance to experience one of the world's most electrifying live bands.

"...on the *Wild God* tour, every version of Cave is present and at its best, as Nick Cave and the Bad Seeds seem utterly reinvigorated by their latest creation." *Far Out Magazine*.

“An absolutely tremendous experience... one of the best concerts I’ve ever seen. A show that left one moved spiritually.” Forbes.

What to expect as an audience member

This show is being presented in a concert style, which means that the performers will be on the stage, and the audience will remain standing in the audience area for the duration of the show. There will be lights on the stage, but the audience area may be dark during the performance. Just before the show begins, there may be a blackout, which means that all the lights will be turned out briefly.

There is no audience participation in this show; you are free to just watch. We ask that audience members don’t try to touch to the performers.

If you need to leave during the performance, please move carefully to the exit. Please feel free to approach staff members at any time if you need help.

At the end of the show, there may be another blackout, then bows from the performers as the audience claps. The lights will come back up so you can see to leave the theatre. You are welcome to stay and chat or have a drink in the bar or foyer after the show.

Keep scrolling for the next section or [click to return to the menu](#).

Content Notes

We do not currently have detailed content notes available for this show. Below are some things we believe you can expect to find at this show.

Live Music – The volume may vary throughout the show, at times becoming very loud.

Loud Music - The volume may vary throughout the show, at times becoming very loud.

Standing Room Only – audience members will need to stand for the duration of the show.

Big Crowds – There may be big, closely packed crowds at this event.

If any of the content of the show is distressing to you, you’re welcome to close your eyes, cover your ears, or leave the theatre at any time. There is a place in the foyer for you, and we can bring you back in when you’re ready.