

# St. Louis Archery Club Range Rules

Please carefully read through all of our range rules.

Range rules and target use change depending on the day and who is using the range.

Please pay careful attention to these changes.



**RANGE  
RULES**



**MANAGING A  
SAFE RANGE**



**RANGE DESIGN  
& SET-UP**



**BACKSTOP &  
SAFETY CURTAINS**



**WHISTLE  
COMMANDS**



**STEPS OF  
SHOOTING**



**EQUIPMENT  
INSPECTION**



**COACH BACKGROUND  
SCREENING**







**COACH SAFESPORT  
TRAINING**

# General Range Rules

These rules apply to all days regardless of the day of the week.

## General rules set by USA Archery

-  ALWAYS WALK ON THE RANGE
-  KEEP YOUR ARROWS IN YOUR QUIVER UNTIL TOLD TO SHOOT
-  ONLY RELEASE THE BOW STRING WHEN AN ARROW IS NOCKED AND SAFELY POINTED TOWARD THE TARGET
-  LEAVE DROPPED ARROWS ON THE GROUND UNTIL INSTRUCTED TO RETRIEVE THEM

IF THERE IS AN EMERGENCY ON THE RANGE  
IMMEDIATELY ALERT THE INSTRUCTOR



**RANGE  
RULES**

## SLAC Range Rules

- One person may pull arrows from target at a time
- Equipment Rules
  - ◆ No broadheads
  - ◆ Bows must be under #60
  - ◆ All arrows must have archer's full name written on arrow shaft
- Archer must be able to hit all but one of their arrows in the bale 'each end' to stay at their desired distance



**WHISTLE  
COMMANDS**

### WHISTLE COMMANDS

-  2 WHISTLE BLASTS = GO TO THE LINE
-  1 WHISTLE BLAST = SHOOT
-  3 WHISTLE BLASTS = RETRIEVE ARROWS
-  5 OR MORE WHISTLE BLASTS = EMERGENCY ON THE RANGE

### KNOW AND OBEY ALL WHISTLE COMMANDS AND RANGE RULES

## USA★ARCHERY

### SAFETY IS OUR #1 PRIORITY!

All shooting will be done on whistle commands from the Director of Shooting/range officer. Club officers will act as Director of Shooting/Range officer when they are present. DOS/RO will be delegated when there will not be an officer present.

# Sunday Shooting Times and Rules

## 08:00 - 08:45 Field Setup: (see lane assignments)

### Number of Target butts setup at this time:

- ☐ One at 70 meters
- ☐ Two at 60yds
- ☐ One at 50 yds
- ☐ One at 40yds
- ☐ One at 30yds
- ☐ Two at 20yd
- ☐ One at 10yd for those who would like to give it a go



**RANGE DESIGN  
& SET-UP**

### Lane assignments:

- ☐ Lanes 1-2 will be used for main 900 round
- ☐ Lane 3 will be set at 50 yds
- ☐ Lane 4 will be set at 40 yds
- ☐ Lane 5 will be set at 30 yds
- ☐ Lanes 6 & 7 will be set at 20 yds
- ☐ Lane 8 will be reserved for Give-It-A-Go

\*To the left of lane 1 will be set at 70m

### Image of Field Layout

Lane	0	1	2	3	4	5	6	7	8
	70m	900 round		Stationary			Moving		Give-it-a-go
70 m	●						↑	↑	
60 yds		●	●				↑	↑	
50 yds		↓	↓	●			↑	↑	
40 yds		↓	↓		●		↑	↑	
30 yds		↓	↓			●	↑	↑	
20 yds							●	●	
10 yds							↓	↓	●
Shooting line									

This is flexible depending on the number of shooters. Please try to keep to a limit of 4 shooters to a bale shooting an AB line. This will prevent delays during scoring.

**9:00 AM - 3:00 PM** Open Practice Scoring is allowed during Open Practice

### **Archers arriving between after 9:00 AM**

Please make every effort to pay attention to members who are scoring and try not interfering with their pace on the line. Members also have the option to set up targets (at any distance) to the left of field center and are responsible for their tear down when finished shooting.

**Those targets used for scoring should be returned to 60 yds when scoring has been completed**

**If no member/s wished to score a 900 round then two (2) of these targets may be moved to any distance**

All other target butts will continue to be used for practice

Field tear-down after the last scoring end as usual or NO later than 3:00PM

# Tues and Thurs *Summer* Shooting Times and Rules

Please check [calendar](#) for weekly updates

## Times:

Open Shooting 4pm - 7pm

Class 5:30-7pm

## Open Shooting Range Rules:

- You must have your own equipment. Rental equipment will not be provided.
  - Rental equipment is available on Sundays
- If it a small group we will run 1 line
  - 2 people per target
- If there are more than 15 people we will run two lines
  - 4 people per target
- If there is a target already set up please use targets already set up on field and share
- If there are not enough targets you must set up your own target.
  - [How to set up a target video](#)
- Class will be run simultaneously with open shooting. Please be mindful of the class and their shooting pace.



**RANGE  
RULES**

## Class Rules:

- Your own equipment is highly recommended. Recurves can be provided.
- If it a small group we will run 1 line
  - 2 people per target
- If there are more than 15 people we will run two lines
  - 4 people per target
- If there is a target already set up please use targets already set up on field and share
  - If there are not enough targets you must set up your own target.
  - [How to set up a target video](#)
- Class will be run simultaneously with open shooting. Please be mindful of the class and their shooting pace.

# Saturday *Summer* Shooting Times and Rules

Please check [calendar](#) for weekly updates

## Times:

Kids Only 8 - 9am

Intermediate and Advanced 9:15 - 10:45am

Beginners Only 11am - 12pm

Open Shooting 12-3pm

## Open Shooting Range Rules:

- You must have your own equipment. Rental equipment will not be provided.
  - Rental equipment is available on Sundays
- If it a small group we will run 1 line
  - 2 people per target
- If there are more than 15 people we will run two lines
  - 4 people per target
- If there is a target already set up please use targets already set up on field and share
- If there are not enough targets you must set up your own target.
  - [How to set up a target video](#)
- Class will be run simultaneously with open shooting. Please be mindful of the class and their shooting pace.



**RANGE  
RULES**

## Class Rules:

- Your own equipment is highly recommended. Recurves can be provided.
- If it a small group we will run 1 line
  - 2 people per target
- If there are more than 15 people we will run two lines
  - 4 people per target
- If there is a target already set up please use targets already set up on field and share
  - If there are not enough targets you must set up your own target.
  - [How to set up a target video](#)
- Class will be run simultaneously with open shooting. Please be mindful of the class and their shooting pace.

# Sat and Thurs *Winter* Shooting Times and Rules

Please check [calendar](#) for weekly updates

## Times:

### Thursdays

Class and Open Shoot: 6:30 - 8pm

### Saturdays:

Kids Only 8 - 9am

Intermediate and Advanced Class 1 9:15 - 10:45am

Intermediate and Advanced Class 2 11 - 12:30pm

Open Shooting 12 - 4pm

## Recommendations:

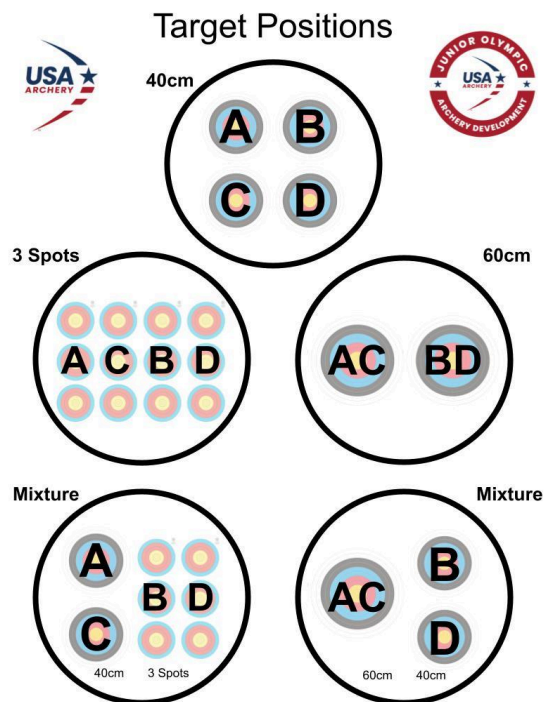
Bring arrow lube and arrow puller

## Open Shooting and Class Range Rules:

1. You must have your own equipment. Rental equipment will not be provided.
2. If it a small group we will run 1 line
  - a. 2 people per target
3. If there are more than 8- 10 people we will run two lines
  - a. 4 people per target
4. If there is a target already set up please use targets already set up and share
5. If there are not enough targets you must set up your own target.
  - a. [How to set up a target video](#)
6. Target faces must be hung according to images above ^
  - a. Please do not hang your target in the very center of the target.

## 7. Special Indoor rules

- a. All archers must put their backs against the wall when waiting for their line to be called up.
- b. Do NOT walk in front of the pillars at any time (unless to retrieve arrows).
- c. All bows must be in designated areas on or by bowracks
  - i. Bows may NOT be kept behind the shooting line



RANGE  
RULES



MANAGING A  
SAFE RANGE