

Paper's title should be fewest possible words that accurately describe content of paper (Center, Bold, Max. 15 Words, 16 pt)

Author¹, Author² [Times New Roman 10]

¹ Department, Faculty, Institution, City, Zip Code, Country [Times New Roman 9]

² Department, Faculty, Institution, City, Zip Code, Country [Times New Roman 9]

correspond_author@email [Times New Roman 9]

Abstract

An abstract is often presented separate from the article, so it must be able to stand alone. A well-prepared abstract enables the reader to identify the basic content of a document quickly and accurately, to determine its relevance to their interests, and thus to decide whether to read the document in its entirety. The abstract should be informative and completely self-explanatory, provide a clear statement of the problem, the proposed approach or solution, and point out major findings and conclusions. The Abstract should be 100 to 250 words in length. References should be avoided, but if essential, then cite the author(s) and year(s). Standard nomenclature should be used, and non-standard or uncommon abbreviations should be avoided, but if essential they must be defined at their first mention in the abstract itself. No literature should be cited. The keyword list provides the opportunity to add 5 to 7 keywords, used by the indexing and abstracting services, in addition to those already present in the title (9 pt).

Keywords: are written in three to six words which should be a subset of the paper title, written in lowercase except for abbreviations, and separated by commas.

Jurnal KomtekInfo is licensed under a Creative Commons Attribution-Share Alike 4.0 International License.



1. Introduction (10 PT)

The introduction section sets the stage for your study by providing context, defining the problem, highlighting its significance, and outlining your contribution. It should engage the reader, establish the relevance of your work, and clearly articulate the objectives of the research.

The introduction establishes the foundation for your entire paper and should engage the reader while clearly establishing the context and purpose of your research [1]. When writing your introduction [2], address these key questions: What is the background and context of this research? What previous work has been done in this area? (Provide a brief literature review), What gap or problem does your study address? Why is this research needed? What are your specific research objectives or questions?

Begin with broader concepts and gradually narrow to your specific research focus. The introduction typically comprises 1-1,5 pages and should include context and background, problem statement, significance of the problem, literature review (brief), research objective, and contributions [3].

2. Methods (10 PT)

The methods section provides a detailed, clear, and reproducible description of how you designed,

implemented, and evaluated your model. The methods section should provide sufficient detail to allow other researchers to reproduce your work [4], [5].

Describe your research methodology clearly and systematically [6]. Key components of the methods section: Provide a high-level summary of your proposed method or model, including its key innovation or contribution. Specify the dataset(s) used for training, validation, and testing. Describe the structure of your model in detail. Use diagrams or equations where appropriate to clarify complex architectures. List the metrics used to assess model performance. Include diagrams, flowcharts, or tables to illustrate the model architecture or experimental setup.

Avoid presenting general scientific concepts or general definitions in the manuscript.

2.1 Manuscript length and Equations

The RESTI articles should be 6-12 pages for research article and 10-15 for review article, including references [7-8].

Equations should be numbered sequentially in parentheses. Formulas are written using *equation editors* with index numbers such as formula 1.

$$\Delta F = -2,3 \times 10^6 \times F^2 \frac{\Delta M}{A} \quad \Delta F = -2,3 \times 10^6 \times F^2 \frac{\Delta M}{A} \quad (1)$$

Each variable in the formula must be explained in the form of sentences as above. Avoid writing formula captions in *item-list* form. The program listing is not allowed, please write in the form of pseudocode or algorithm or flow chart.

2.2 Manuscript Organization, Title and Author

The manuscript content should be organized in the following order: *Title; Authors Name; Authors Affiliation; Abstract; Keywords; Introduction; Methods; Results and Discussion; Conclusions; Acknowledgments; and References*. The structure of this journal follows a standard format and should not be modified or condensed, except for the use of subheadings. Each subheading must contain more than one paragraph; no subheading should consist of a single paragraph.

The title manuscript should be clear, simple, concise, and informative, describe the content of the article, contain a maximum of 12 words, use a font size of 15pt, not be bold, and only the first letter of the word should be capitalized. The minimum title contains the result, problem, and method. Spacing between paragraphs 6pt.

The author's name is written without the title. If the corresponding author is not the first author, then the symbol * can be added after the corresponding author's name. The name of the affiliation (department, faculty, institution) does not need to be translated into English.

2.3. Table

Tables are numbered consecutively (Table 1, Table 2, etc.) with the title at the top center. Tables must be original or properly cited, and mentioned in the manuscript (e.g., "as shown in Table 1").

The table should also be in its actual format, not some other format, such as an image. There is no vertical line in the table. If required, the table can also be formatted with one column.

Table 1. Performance Metrics

Metric	Class 0	Class 1	Weighted Average
Precision	0.99	0.55	0.97
Recall	0.98	0.67	0.96
F1-score	0.98	0.60	0.96
Support	206	9	215

2.4 Figure

Figures are numbered in order of appearance (Figure 1, etc.) with captions centered below. Use high-resolution images (minimum 300 dpi), explained, and referenced, cite all figures in the text (e.g., "as illustrated in Figure 1"). Authors may use one column for figures and avoid blank spaces.

Ensure that figures are clear and legible with typed letterings. Black & white or colored figures are

allowed. If a figure spans two columns, it should be placed at the top or bottom of a page.




Figure 1. Confusion Matrix

2.5 References, Bullet and Numbering

References should follow the IEEE style using citation management software [9]. All cited works must be included in the reference list. At least 25 primary sources should be referenced for research article and 35 sources for review article [10] and current references (last 5 years). Written in 8pt letter size, each reference is accompanied by a DOI (reference linking) link.

2.6 Algorithm

Program listing and algorithm design are written using fixed width letters (Lucida Console with 8 pt) as shown in Algorithm 1.

Algorithm 1. Sample of algorithm

Input: *mMG*, *Ed*

Output: *mMG*

Initialization *i*, *j*

Get *line*, *column*, *max*

[line, column] = *size(mMG)*

max = 0

for *i* = 1 to *line* **do**

for *j* = 1 to *column* **do**

if *max* < *mMG*(*i*, *j*)

max = *mMG*(*i*, *j*)

end if

end for

end for

Bullet and numbering within body text are not allowed. All sentences should be typed as narrative style or a descriptive paragraph.

3. Results and Discussions (10 PT)

The results and discussion section presents your findings and interprets their significance [11]. This section forms the core of your paper and should directly address your research questions [12]. Organize your results logically, moving from major to minor findings, or chronologically if appropriate.

When presenting results: Use tables and figures to display complex data efficiently. Describe patterns, trends, and key observations in the data. Compare your findings with previous research. Explain unexpected or contradictory results. Discuss the implications of your findings for theory and practice. Address limitations of your study. Suggest directions for future research

3.1 Key Finding 1

Present and interpret your first major result. Explain its significance and how it relates to your research questions. Compare with existing literature and discuss implications.

Manuscript is written on A4 size paper ((210mm x 297mm), The margin is 25 mm from top to bottom, left and right. Two columns with a column spacing of 0.4pt are displayed

3.2 Key Finding 2

Follow similar approach for your second major finding.

An effective way to create a well-structured manuscript is to follow this guide directly. When presenting content, it is recommended to avoid using numbered formats (e.g., 1, 2, 3, a, b, etc.) and instead express ideas in full sentence form (paragraph). Refrain from using bulleted or symbol-based lists (such as *, •, and similar). Additionally, avoid leaving blank areas on the page to maintain a consistent and professional layout.

3.3 Limitations and Future Work

Acknowledge constraints in your methodology or findings and suggest how future research might address these limitations. Throughout this section, maintain objectivity and ensure your interpretations are supported by your data. Avoid overgeneralizing or making claims beyond what your results can support.

Limitations refer to the constraints, weaknesses, or shortcomings of the research that may affect the generalizability, validity, or reliability of the results. Future work refers to recommendations for further research based on the findings, gaps, or limitations of the current study. It outlines areas where additional investigation could be valuable or necessary.

4. Conclusions (10 PT)

The conclusion section summarizes the key findings, highlights the significance of the work, and provides a concise closure to the study. It should be succinct, avoid introducing new information, and reinforce the contributions of your research while pointing to future directions.

The conclusion synthesizes your key findings and articulates their broader significance. This section

should: Summarize the main results without introducing new data. Directly address how your findings answer your research questions. Highlight the original contribution your work makes to the field. Discuss practical applications or theoretical implications.

We strongly recommend that you write your conclusion in one paragraph (not in bullet points) and keep it to around 250-350 words.

Acknowledgements

Acknowledgements should be included in a paragraph of no more than three lines regarding the conflict of interest and the institution that supported or funded the research. For example: “This work was supported by a research grant from the National Science Foundation [Grant No. 1234567]” or “The author declares no conflict of interest. This research received no specific grant from any funding agency in the public, commercial, or not-for-profit sectors.”

Acknowledgments to supervisors or institutionally affiliated individuals due to position are not allowed.

Acknowledgments (if applicable) (10 PT)

This section should acknowledge individuals who provided personal assistance to the work but do not meet the criteria for authorship, detailing their contributions. It is imperative to obtain consent from all individuals listed in the acknowledgments.

Funding Information (mandatory) (10 PT)

This section should describe sources of funding agency that have supported the work. Authors should state how the research described in their article was funded, including grant numbers if applicable. Include the following (or similar) statement if there is no funding involved: Authors state no funding involved.

Author Contributions Statement (mandatory) (10 PT)

This journal uses the Contributor Roles Taxonomy (CRediT) to recognize individual author contributions, reduce authorship disputes, and facilitate collaboration. The recommended number of authors is at least two, with one of them designated as the corresponding author. The corresponding author will be responsible for all correspondence related to the paper and must ensure that the other authors are included in the communication regarding submission, revision, and publication processes. We encourage authors to include a statement in the paper that shares and accurately describes each author's contribution. To be eligible for authorship, each individual must have contributed to at least one of the following: conceptualization, methodology, formal analysis, or investigation, as well as at least one aspect of writing (either original draft preparation or writing reviews and editing).

Name of Author	C	M	So	Va	Fo	I	R	D	W
Author 1 name	✓	✓	✓	✓	✓	✓		✓	✓
Author 2 name		✓				✓		✓	✓
Author 3 name	✓		✓	✓			✓		✓
.....									
Author x name					✓		✓		✓

C : Conceptualization I : Investigation
M : Methodology R : Resources
So : Software D : Data Curation
Va : Validation W : Writing - Review
Fo : Formal analysis

See the examples below:

Name of Author	C	M	So	Va	Fo	I	R	D	W
Agung Ramadh anu	✓	✓	✓	✓	✓	✓		✓	✓
Halifia Hendri		✓				✓		✓	✓
Febri Hadi	✓		✓	✓			✓		

Conflict of Interest Statement (*mandatory*) (10 PT)

To ensure fair and objective decision-making, authors must declare any associations that pose a conflict of interest (financial, personal, or professional) in connection with manuscripts. Non-financial competing interests include a declaration of political, personal, religious, ideological, academic, and intellectual competing interests. The authors declare that they have no known competing financial interests or personal relationships that could have appeared to influence the work reported in this paper. If there are no conflicts of interest, please include the following author's statement: Authors state no conflict of interest.

Informed Consent (*if applicable*) (10 PT)

The protection of privacy is a legal right that must not be breached without individual informed consent. In cases where the identification of personal information is necessary for scientific reasons, authors should obtain full documentation of informed consent, including written permission from the patient prior to inclusion in the study. Incorporate the following (or a similar) statement: We have obtained informed consent from all individuals included in this study.

Ethical Approval (*if applicable*) (10 PT)

When papers talk about using people or animals, authors should make it clear that the research followed all national rules and institutional policies, and it was approved by the authors' institutional review board or a similar committee. The Helsinki Declaration's tenets must guide all investigations involving human subjects. Authors must also identify the committee or review board approving the experiments and provide a statement indicating approval of the research. Incorporate the following (or a similar) statement: The research related to human use has been complied with all the relevant national regulations and institutional policies in accordance with the tenets of the Helsinki Declaration and has been approved by the authors' institutional review board or equivalent committee; or: The research related to animal use has been complied with all the relevant national regulations and institutional policies for the care and use of animals.

Data Availability (*mandatory*) (10 PT)

The data availability statement is a valuable link between a paper's results and the supporting evidence. It is a brief statement about whether the authors of an article have made the evidence supporting their findings available, and if so, where readers may access it. Data availability statements help to promote transparency and reproducibility in research and to increase the visibility of valuable evidence produced or gathered during the course of research. As part of our commitment to supporting open research, our journal now requires all manuscripts to include a data availability statement in order to be accepted for publication. Examples:

- The data that support the findings of this study are openly available in [repository name] at [http://doi.org/\[doi\]](http://doi.org/[doi]), reference number [reference number].
- The data that support the findings of this study will be available in [repository name] [URL / DOI link] following a [6 month] embargo from the date of publication to allow for the commercialization of research findings.
- The data that support the findings of this study are available on request from the corresponding author, [initials, AB]. The data, which contain information that could compromise the privacy of research participants, are not publicly available due to certain restrictions.
- Derived data supporting the findings of this study are available from the corresponding author [initials, AB] on request.
- The data that support the findings of this study are available from [third party]. Restrictions apply to the availability of these data, which were used under license for this study. Data are available [from the authors / at URL] with the permission of [third party].

- The authors confirm that the data supporting the findings of this study are available within the article [and/or its supplementary materials].
- The data that support the findings of this study are available from the corresponding author, [initials, AB], upon reasonable request.

Data availability is not applicable to this paper as no new data were created or analyzed in this study.

References

- [1] A. Amobonye, J. Lalung, G. Mheta, and S. Pillai, "Writing a Scientific Review Article: Comprehensive Insights for Beginners," *The Scientific World Journal*, vol. 2024, pp. 1–13, Jan. 2024, doi: 10.1155/2024/7822269.
- [2] S. Nundy, A. Kakar, and Z. A. Bhutta, "How to Write the Introduction to a Scientific Paper?," in *How to Practice Academic Medicine and Publish from Developing Countries?*, Singapore: Springer Nature Singapore, 2022, pp. 193–199. doi: 10.1007/978-981-16-5248-6_17.
- [3] C. Busse and E. August, "How to Write and Publish a Research Paper for a Peer-Reviewed Journal," *Journal of Cancer Education*, vol. 36, no. 5, pp. 909–913, Oct. 2021, doi: 10.1007/s13187-020-01751-z.
- [4] L. F. Azevedo, F. Canário-Almeida, J. Almeida Fonseca, A. Costa-Pereira, J. C. Winck, and V. Hespanhol, "How to write a scientific paper—Writing the methods section," *Rev Port Pneumol*, vol. 17, no. 5, pp. 232–238, Sep. 2011, doi: 10.1016/j.rppneu.2011.06.014.
- [5] S. K. Arora and D. Shah, "Writing methods: How to write what you did?," *Indian Pediatr*, vol. 53, no. 4, pp. 335–340, Apr. 2016, doi: 10.1007/s13312-016-0847-7.
- [6] S. R. N. Reis and A. I. Reis, "How to write your first scientific paper," in *2013 3rd Interdisciplinary Engineering Design Education Conference*, IEEE, Mar. 2013, pp. 181–186. doi: 10.1109/IEDEC.2013.6526784.
- [7] Yuhefizar, R. Watrionthos, and R. Komalasari, "An LDA Analysis for Topic Modeling of the RESTI Journal," in *2024 2nd International Symposium on Information Technology and Digital Innovation (ISITDI)*, IEEE, Jul. 2024, pp. 46–52. doi: 10.1109/ISITDI62380.2024.10796703.
- [8] Ronal Watrionthos and Y. Yuhefizar, "Exploring Research Trends and Impact: A Bibliometric Analysis of RESTI Journal from 2018 to 2022," *Jurnal RESTI (Rekayasa Sistem dan Teknologi Informasi)*, vol. 7, no. 4, pp. 970–981, Aug. 2023, doi: 10.29207/resti.v7i4.5101.
- [9] IEEE, "IEEE Editorial Style Manual for Authors," *IEEE Editorial*, 2019.
- [10] O. Tur, A. Tur, V. Shabunina, and E. Chernaia, "The IEEE Style: Peculiarities of the Format and Application Prospects," in *2020 IEEE Problems of Automated Electrodrive. Theory and Practice (PAEP)*, IEEE, Sep. 2020, pp. 1–4. doi: 10.1109/PAEP49887.2020.9240790.
- [11] D. J. S. Montagnes, E. I. Montagnes, and Z. Yang, "Finding your scientific story by writing backwards," *Mar Life Sci Technol*, vol. 4, no. 1, pp. 1–9, Feb. 2022, doi: 10.1007/s42995-021-00120-z.
- [12] D. R. Hess, "How to Write an Effective Discussion," *Respir Care*, vol. 68, no. 12, pp. 1771–1774, Dec. 2023, doi: 10.4187/respcare.11435.

Note (remove when submit):

We greatly appreciate the submitted manuscripts, but many of the authors' serious mistakes involve not reading the guidelines in this template properly, resulting in the submitted manuscripts not conforming to the template's rules. For some reason, manuscripts that do not fit the template or focus and scopes journal are rejected without comment and/or with a request for correction if the error is minor.

For submitted manuscripts to be processed immediately by the editor, ensure they are well written by carefully following the instructions in this template. Manuscripts can be submitted anytime, and you will receive an initial decision within a week. For manuscripts forwarded to reviewers, it takes between 2 and 8 months for a final decision (acceptance/rejection). The author must be patient in following this process and not continue asking questions.

Biographies of Authors (10 PT)

In this section, authors are required to provide their professional biography, which should include their academic background, current position, research interests, and any significant contributions to the current study. Additionally, authors should include links to their professional profiles, such as ORCID (mandatory) and, if applicable, Google Scholar, Scopus Author ID, or Web of Science (WoS) ResearcherID. This helps establish the author's academic identity and enhances the visibility of their research.









Required Information:

- Full name: Include the author's full name as it appears in official records. If preferred, authors may use the format consistent with his/her Scopus profile.
- Email address for each author: Provide the author's professional email address to facilitate correspondence.
- Social media account:
 - ORCID iD: This is a mandatory. Each author must include their ORCID iD (<https://orcid.org/>), which helps link his/her research output to their identity.
 - Google Scholar Profile: Include the link to the author's Google Scholar profile. If the author does not have a Google Scholar profile, they may create a new one and include the link.
 - Scopus Author ID: If available, include the Scopus Author ID to enhance visibility on Scopus.
 - Web of Science (WoS) ResearcherID: Include the Web of Science ResearcherID. If the author does not have a WoS profile, they may create a new one and include the link.

- Brief biography: Provide a concise overview of the author's academic background, research interests, notable publications, and contributions to the current paper. This should be no longer than 150 to 200 words (9 pt).
- Professional achievements: If available, mention any important awards, recognition, or research projects the author has been involved in.
- Photo Submission: Authors must submit a clear, professional headshot (3x4 cm). The photo should be of high quality, well-lit, and not blurry. Avoid using photos that are overly casual or low resolution.

Below is an example of how to format the biography section for each author:

Biographies of Authors (10 PT)

	<p>Agung Ramadhanu    works at Universitas Putra Indonesia YPTK Padang as a lecturer and researcher. He was born on April 15, 1991, in Muaro Bungo. He was majoring in computer science and pursuing a bachelor's, master's, and doctoral degree at Universitas Putra Indonesia YPTK Padang. That university awarded him a S.Kom., M.Kom., and Dr. in computer science. He can be reached by email at agung_ramadhanu@upiypk.ac.id. His office is located in Lubuk Begalung Street, Padang, Sumatera Barat, Indonesia, at Universitas Putra Indonesia</p>
	<p>Halifia Hendri    is a dedicated lecturer in the Computer System Departement in Faculty of Computer Science at Universitas Putra Indonesia YPTK Padang, Sumatera Barat, Indonesia. He earned his Bachelor's Degree from Universitas Negeri Padang (UNP) in the Electronics Engineering Education program in Faculty of Technics. Then he pursued a Master's Degree at Universitas Putra Indonesia YPTK Padang, specializing in Computer Science. Currently, Halifia is engaged in doctoral studies at Universitas Putra Indonesia YPTK Padang, focusing on Information Technology within the Computer Science Faculty. Halifia's unique identifier, Scopus ID, is 57207628362. His research endeavors traverse diverse domains, with particular expertise in image processing, data mining, and pattern recognition. Halifia Hendri welcomes communication and collaboration, and he can be reached via email at halifia_hendri@upiypk.ac.id.</p>